

(19) World Intellectual Property Organization
International Bureau



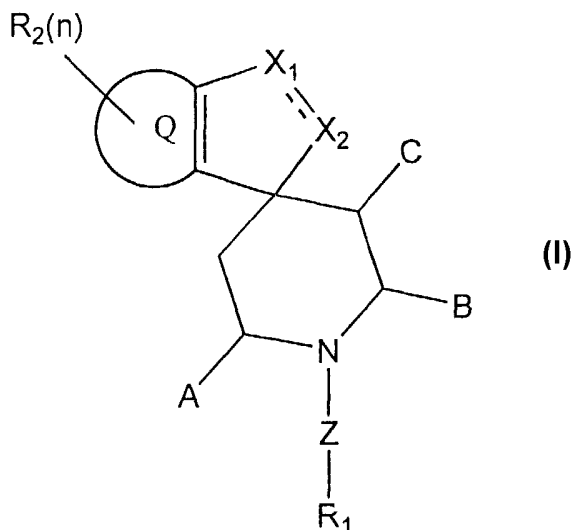
(43) International Publication Date
31 October 2002 (31.10.2002)

PCT

(10) International Publication Number
WO 02/085354 A1

- (51) International Patent Classification⁷: A61K 31/438, 31/498, C07D 221/20, 471/02
- (21) International Application Number: PCT/US02/12357
- (22) International Filing Date: 18 April 2002 (18.04.2002)
- (25) Filing Language: English
- (26) Publication Language: English
- (30) Priority Data:
60/284,670 18 April 2001 (18.04.2001) US
- (71) Applicant (for all designated States except US): EURO-CELTIQUE S.A. [LU/LU]; 122 Boulevard de la Petrusse, L-2330 Luxembourg (LU).
- (72) Inventors; and
- (75) Inventors/Applicants (for US only): GOEHRING, Richard, R. [US/US]; 6195 Potters Lane, Pipersville, PA 18947 (US). KYLE, Donald [US/US]; 29 Weatherfield Drive, Newtown, PA 18940 (US). VICTORY, Sam [US/US]; 55 Quince Circle, Newtown, PA 18940 (US).
- (74) Agents: DAVIDSON, Clifford, M. et al.; Davidson, Davidson & Kappel, LLC, 14th Floor, 485 Seventh Avenue, New York, NY 10018 (US).
- (81) Designated States (national): AE, AG, AL, AM, AT, AU, AZ, BA, BB, BG, BR, BY, BZ, CA, CH, CN, CO, CR, CU, CZ, DE, DK, DM, DZ, EC, EE, ES, FI, GB, GD, GE, GH, GM, HR, HU, ID, IL, IN, IS, JP, KE, KG, KP, KR, KZ, LC, LK, LR, LS, LT, LU, LV, MA, MD, MG, MK, MN, MW, MX, MZ, NO, NZ, OM, PH, PL, PT, RO, RU, SD, SE, SG, SI, SK, SL, TJ, TM, TN, TR, TT, TZ, UA, UG, US, UZ, VN, YU, ZA, ZM, ZW.
- (84) Designated States (regional): ARIPO patent (GH, GM, KE, LS, MW, MZ, SD, SL, SZ, TZ, UG, ZM, ZW), Eurasian patent (AM, AZ, BY, KG, KZ, MD, RU, TJ, TM), European patent (AT, BE, CH, CY, DE, DK, ES, FI, FR, GB, GR, IE, IT, LU, MC, NL, PT, SE, TR), OAPI patent (BF, BJ, CF, CG, CI, CM, GA, GN, GQ, GW, ML, MR, NE, SN, TD, TG).
- Published:**
— with international search report
— before the expiration of the time limit for amending the claims and to be republished in the event of receipt of amendments
- For two-letter codes and other abbreviations, refer to the "Guidance Notes on Codes and Abbreviations" appearing at the beginning of each regular issue of the PCT Gazette.

(54) Title: SPIROINDENE AND SPIROINDANE COMPOUNDS



(57) Abstract: A compound of the formula (I); (I) wherein Z, A, B, C, R₁, R₂, X₁, X₂, Q and n are as disclosed herein.

WO 02/085354 A1

SPIROINDENE AND SPIROINDANE COMPOUNDS

This application claims priority from U.S. Provisional Application Serial No. 60/284,670, filed April 18, 2001, the disclosure of which is hereby incorporated by reference.

BACKGROUND OF THE INVENTION

Chronic pain is a major contributor to disability and is the cause of an untold amount of suffering. The successful treatment of severe and chronic pain is a primary goal of the physician with opioid analgesics being preferred drugs.

Until recently, there was evidence of three major classes of opioid receptors in the central nervous system (CNS), with each class having subtype receptors. These receptor classes were designated as μ , δ and κ . As opiates had a high affinity to these receptors while not being endogenous to the body, research followed in order to identify and isolate the endogenous ligands to these receptors. These ligands were identified as enkephalins, endorphins and dynorphins.

Recent experimentation has led to the identification of a cDNA encoding an opioid receptor-like (ORL1) receptor with a high degree of homology to the known receptor classes. This newly discovered receptor was classified as an opioid receptor based only on structural grounds, as the receptor did not exhibit pharmacological homology. It was initially demonstrated that non-selective ligands having a high affinity for μ , δ and κ receptors had low affinity for the ORL1. This characteristic, along with the fact that an endogenous ligand had not yet been discovered, led to the term "orphan receptor".

Subsequent research led to the isolation and structure of the endogenous ligand of the ORL1 receptor. This ligand is a seventeen amino acid peptide structurally similar to members of the opioid peptide family.

The discovery of the ORL1 receptor presents an opportunity in drug discovery for novel compounds which can be administered for pain management or other syndromes modulated by this receptor.

All documents cited herein, including the foregoing, are incorporated by reference in their entireties for all purposes.

OBJECTS AND SUMMARY OF THE INVENTION

It is accordingly an object of certain embodiments of the present invention to provide new compounds which exhibit affinity for the ORL1 receptor.

It is an object of certain embodiments of the present invention to provide new compounds which exhibit affinity for the ORL1 receptor and one or more of the μ , δ or κ receptors.

It is an object of certain embodiments of the present invention to provide new compounds for treating a patient suffering from chronic or acute pain by administering a compound having affinity for the ORL1 receptor.

It is an object of certain embodiments of the present invention to provide new compounds which have agonist activity at the μ , δ and κ receptors which is greater than compounds currently available e.g. morphine.

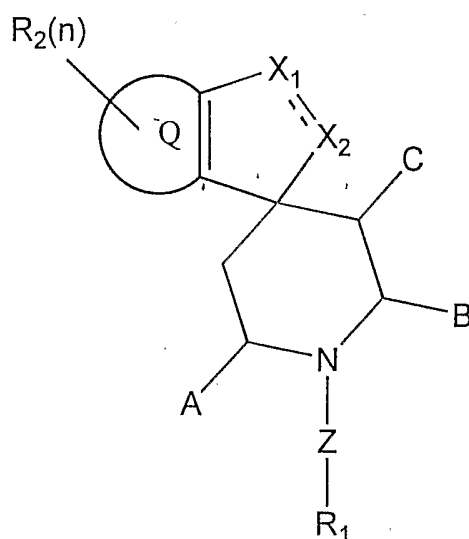
It is an object of certain embodiments of the present invention to provide methods of treating chronic and acute pain by administering compounds which have agonist activity at the μ , δ and κ receptors which is greater than compounds currently available.

It is an object of certain embodiments of the present invention to provide methods of treating chronic and acute pain by administering non-opioid compounds which have agonist activity at the μ , δ and κ receptors and which produce less side effects than compounds currently available.

It is an object of certain embodiments of the present invention to provide compounds useful as analgesics, anti-inflammatories, diuretics, anesthetics, neuroprotective agents, anti-hypertensives, anti-anxiolytics; agents for appetite control; hearing regulators; anti-tussives, anti-asthmatics, modulators of locomotor activity, modulators of learning and memory, regulators of neurotransmitter and hormone release, kidney function modulators, anti-depressants, agents to treat memory loss due to Alzheimer's disease or other dementias, anti-epileptics, anti-convulsants, agents to treat withdrawal from alcohol and drugs of addiction, agents to control water balance, agents to control sodium excretion and agents to control arterial blood pressure disorders and methods for administering said compounds.

The compounds of the present invention are useful for modulating a pharmacodynamic response from one or more opioid receptors (ORL-1, μ , δ and κ) centrally and/or peripherally. The response can be attributed to the compound stimulating (agonist) or inhibiting (antagonist) the one or more receptors. Certain compounds can stimulate one receptor (e.g., a μ agonist) and inhibit a different receptor (e.g., an ORL-1 antagonist).

Other objects and advantages of the present invention will become apparent from the following detailed description thereof. The present invention in certain embodiments comprises compounds having the general formula (I):



(I)

when the dotted line is a double bond, X₁ and X₂ are independently -CW- wherein W is hydrogen, C₁₋₁₀ alkyl, C₃₋₁₂ cycloalkyl, C₃₋₁₂ cycloalkylC₁₋₄alkyl-, C₁₋₁₀ alkoxy, C₃₋₁₂ cycloalkoxy-, C₁₋₁₀ alkyl substituted with 1-3 halogen, C₃₋₁₂ cycloalkyl substituted with 1-3 halogen, C₃₋₁₂ cycloalkylC₁₋₄alkyl- substituted with 1-3 halogen, C₁₋₁₀ alkoxy substituted with 1-3 halogen, C₃₋₁₂ cycloalkoxy- substituted with 1-3 halogen, -COOV₁, -C₁₋₄COOV₁, -CH₂OH, -SO₂N(V₁)₂, hydroxyC₁₋₁₀alkyl-, hydroxyC₃₋₁₀cycloalkyl-, cyanoC₁₋₁₀alkyl-, cyanoC₃₋₁₀cycloalkyl-, -CON(V₁)₂, NH₂SO₂C₁₋₄alkyl-, NH₂SOC₁₋₄alkyl-, sulfonylaminoC₁₋₁₀alkyl-, diaminoalkyl-, -sulfonylC₁₋₄alkyl, a 6-membered heterocyclic ring, a 6-membered heteroaromatic ring, a 6-membered heterocyclicC₁₋₄alkyl-, a 6-membered heteroaromaticC₁₋

₄alkyl-, a 6-membered aromatic ring, a 6-membered aromatic C₁₋₄ alkyl-, a 5-membered heterocyclic ring optionally substituted with an oxo or thio, a 5-membered heteroaromatic ring, a 5-membered heterocyclic C₁₋₄alkyl- optionally substituted with an oxo or thio, a 5-membered heteroaromatic C₁₋₄alkyl-, -C₁₋₅(=O)W₁, -C₁₋₅(=NH)W₁, -C₁₋₅NHC(=O)W₁, -C₁₋₅NHS(=O)₂W₁, -C₁₋₅NHS(=O)W₁, wherein W₁ is hydrogen, C₁₋₁₀ alkyl, C₃₋₁₂ cycloalkyl, C₁₋₁₀ alkoxy, C₃₋₁₂ cycloalkoxy, -CH₂OH, amino, C₁₋₄alkylamino-, diC₁₋₄alkylamino-, or a 5-membered heteroaromatic ring optionally substituted with 1-3 lower alkyl;

wherein each V₁ is independently selected from H, C₁₋₆ alkyl, C₃₋₆ cycloalkyl, benzyl and phenyl;

when the dotted line is a single bond, X₁ and X₂ are independently selected from -CHOH-, -CO- and -CHW wherein W is as defined above;

Q, with the carbon atoms to which it is attached, is a 5-8 membered cycloalkyl, 5-8 membered heterocyclic or a 6 membered aromatic or heteroaromatic group;

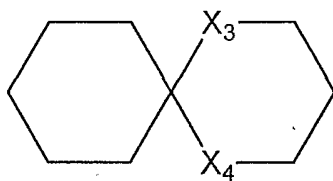
n is an integer from 0 to 3;

A, B and C are independently hydrogen, C₁₋₁₀ alkyl, C₃₋₁₂ cycloalkyl, C₁₋₁₀ alkoxy, C₃₋₁₂ cycloalkoxy, -CH₂OH, -NHSO₂, hydroxyC₁₋₁₀alkyl-, aminocarbonyl-, C₁₋₄alkylaminocarbonyl-, diC₁₋₄alkylaminocarbonyl-, acylamino-, acylaminoalkyl-, amide, sulfonylaminoC₁₋₁₀alkyl-, or A-B can together form a C₂₋₆ bridge, or B-C can together form a C₃₋₇ bridge, or A-C can together form a C₁₋₅ bridge;

Z is selected from the group consisting of a bond, straight or branched C₁₋₆ alkylene, -NH-, -CH₂O-, -CH₂NH-, -CH₂N(CH₃)-, -NHCH₂-, -CH₂CONH-, -NHCH₂CO-, -CH₂CO-, -COCH₂-, -CH₂COCH₂-, -CH(CH₃)-, -CH=, -O- and -HC=CH-, wherein the carbon and/or nitrogen atoms are unsubstituted or substituted with one or more lower alkyl, hydroxy, halo or alkoxy group;

R₁ is selected from the group consisting of hydrogen, C₁₋₁₀ alkyl, C₃₋₁₂cycloalkyl, C₂₋₁₀alkenyl, amino, C₁₋₁₀alkylamino-, C₃₋₁₂cycloalkylamino-, -COOV₁, -C₁₋₄COOV₁, cyano, cyanoC₁₋₁₀alkyl-, cyanoC₃₋₁₀cycloalkyl-, NH₂SO₂-, NH₂SO₂C₁₋₄alkyl-, NH₂SOC₁₋₄alkyl-, aminocarbonyl-, C₁₋₄alkylaminocarbonyl-, diC₁₋₄alkylaminocarbonyl-, benzyl, C₃₋₁₂ cycloalkenyl-, a monocyclic, bicyclic or tricyclic aryl or heteroaryl ring, a hetero-monocyclic

ring, a hetero-bicyclic ring system, and a spiro ring system of the formula (II):



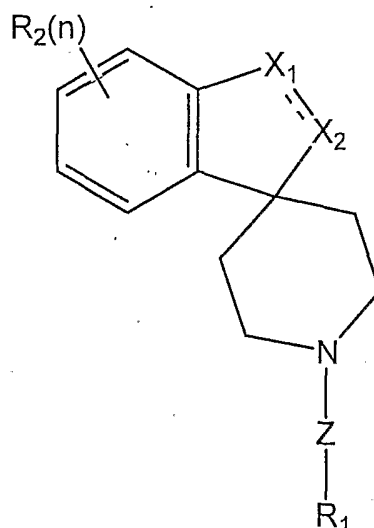
(II)

wherein X_3 and X_4 are independently selected from the group consisting of NH, O, S and CH_2 ; and wherein said alkyl, cycloalkyl, alkenyl, C_{1-10} alkylamino-, C_{3-12} cycloalkylamino-, or benzyl of R_1 is optionally substituted with 1-3 substituents selected from the group consisting of halogen, hydroxy, C_{1-10} alkyl, C_{1-10} alkoxy, nitro, trifluoromethyl-, cyano, $-COOV_1$, $-C_{1-4}COOV_1$, cyano C_{1-10} alkyl-, $-C_{1-5}(=O)W_1$, $-C_{1-5}NHS(=O)_2W_1$, $-C_{1-5}NHS(=O)W_1$, a 5-membered heteroaromatic C_{0-4} alkyl-, phenyl, benzyl, benzyloxy, said phenyl, benzyl, and benzyloxy optionally being substituted with 1-3 substituents selected from the group consisting of halogen, C_{1-10} alkyl-, C_{1-10} alkoxy-, and cyano; and wherein said C_{3-12} cycloalkyl, C_{3-12} cycloalkenyl, monocyclic, bicyclic or tricyclic aryl, heteroaryl ring, hetero-monocyclic ring, hetero-bicyclic ring system, or spiro ring system of the formula (II) is optionally substituted with 1-3 substituents selected from the group consisting of halogen, C_{1-10} alkyl, C_{1-10} alkoxy, nitro, trifluoromethyl-, phenyl, benzyl, phenyloxy and benzyloxy, wherein said phenyl, benzyl, phenyloxy or benzyloxy is optionally substituted with 1-3 substituents selected from the group consisting of halogen, C_{1-10} alkyl, C_{1-10} alkoxy, and cyano;

R_2 is selected from the group consisting of hydrogen, C_{1-10} alkyl, C_{3-12} cycloalkyl-and halogen, said alkyl or cycloalkyl optionally substituted with an oxo, amino, alkylamino or dialkylamino group;

provided that ZR_1 is not biphenyl- C_{1-2} alkylene unsubstituted or substituted; and pharmaceutically acceptable salts thereof and solvates thereof.

The present invention in certain embodiments comprises compounds having the formula (IA):



(IA)

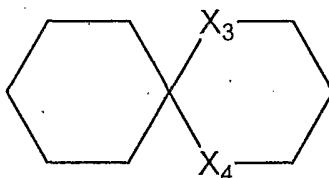
when the dotted line is a double bond, X_1 and X_2 are both $-CH-$;

when the dotted line is a single bond, X_1 and X_2 are independently selected from $-CH_2-$, $-CHOH-$, and $-CO-$;

n is an integer from 0 to 3;

Z is selected from the group consisting of a bond, $-CH_2-$, $-NH-$, $-CH_2O-$, $-CH_2CH_2-$, $-CH_2NH-$, $-CH_2N(CH_3)-$, $-NHCH_2-$, $-CH_2CONH-$, $-NHCH_2CO-$, $-CH_2CO-$, $-COCH_2-$, $-CH_2COCH_2-$, $-CH(CH_3)-$, $-CH=$, and $-HC=CH-$, wherein the carbon and/or nitrogen atoms are unsubstituted or substituted with a lower alkyl, halogen, hydroxy or alkoxy group;

R_1 is selected from the group consisting of hydrogen, C_{1-10} alkyl, C_{3-12} cycloalkyl, C_{2-10} alkenyl, amino, C_{1-10} alkylamino, C_{3-12} cycloalkylamino, benzyl, C_{3-12} cycloalkenyl, a monocyclic, bicyclic or tricyclic aryl or heteroaryl ring, a hetero-monocyclic ring, a hetero-bicyclic ring system, and a spiro ring system of the formula (II):



(II)

wherein X_3 and X_4 are independently selected from the group consisting of NH , O , S

and CH₂;

wherein said monocyclic aryl is preferably phenyl;

wherein said bicyclic aryl is preferably naphthyl;

wherein said alkyl, cycloalkyl, alkenyl, C₁₋₁₀alkylamino, C₃₋₁₂cycloalkylamino, or benzyl is optionally substituted with 1-3 substituents selected from the group consisting of halogen, C₁₋₁₀ alkyl, C₁₋₁₀ alkoxy, nitro, trifluoromethyl, cyano, phenyl, benzyl, benzyloxy, said phenyl, benzyl, and benzyloxy optionally being substituted with 1-3 substituents selected from the group consisting of halogen, C₁₋₁₀ alkyl, C₁₋₁₀ alkoxy, and cyano;

wherein said C₃₋₁₂ cycloalkyl, C₃₋₁₂ cycloalkenyl, monocyclic, bicyclic or tricyclic aryl, heteroaryl ring, hetero-monocyclic ring, hetero-bicyclic ring system, and spiro ring system of the formula (II) are optionally substituted with 1-3 substituents selected from the group consisting of halogen, C₁₋₁₀ alkyl, C₁₋₁₀ alkoxy, nitro, trifluoromethyl, phenyl, benzyl, phenoxy and benzyloxy, wherein said phenyl, benzyl, phenoxy and benzyloxy are optionally substituted with 1-3 substituents selected from the group consisting of halogen, C₁₋₁₀ alkyl, C₁₋₁₀ alkoxy, and cyano;

R₂ is selected from the group consisting of hydrogen, C₁₋₁₀ alkyl, C₃₋₁₂ cycloalkyl and halogen, said alkyl optionally substituted with an oxo group;

provided that ZR₁ is not biphenylmethyl;

and pharmaceutically acceptable salts thereof and solvates thereof.

In certain preferred embodiments of formula (I) or (IA), ZR₁ is not biphenylC₁₋₂alkylene unsubstituted or substituted. In other preferred embodiments, where the dotted line is a single bond, then Q is not phenyl, or is not a 6-membered ring. In other preferred embodiments Q is a 5-membered ring or a heteroaryl ring.

In certain preferred embodiments of formula (I), Q is phenyl or a 6 membered heteroaromatic group containing 1-3 nitrogen atoms.

In certain preferred embodiments of formula (I) or (IA), the R₁ alkyl is methyl, ethyl, propyl, butyl, pentyl, or hexyl.

In certain preferred embodiments of formula (I) or (IA), the R₁ cycloalkyl is cyclohexyl, cycloheptyl, cyclooctyl, cyclononyl, cyclodecyl, or norbornyl.

In other preferred embodiments of formula (I) or (IA), the R₁ bicyclic ring system is naphthyl. In other preferred embodiments of formula (I) or (IA), the R₁ bicyclic ring system is tetrahydronaphthyl, or decahydronaphthyl and the R₁ tricyclic ring system is dibenzocycloheptyl.

In other preferred embodiments R₁ is phenyl or benzyl.

In other preferred embodiments of formula (I) or (IA), the R₁ bicyclic aromatic ring is a

10-membered ring, preferably quinoline or naphthyl.

In other preferred embodiments of formula (I) or (IA), the R₁ bicyclic aromatic ring is a 9-membered ring, preferably indenyl.

In certain embodiments of formula (I) or (IA), Z is a bond, methyl, or ethyl.

In certain embodiments of formula (I) or (IA), the Z group is maximally substituted as not to have any hydrogen substitution on the base Z group. For example, if the base Z group is -CH₂-, substitution with two methyl groups would remove hydrogens from the -CH₂- base Z group.

In other preferred embodiments of formula (I) or (IA), n is 0.

In certain embodiments of formula (I) or (IA), X₃ and X₄ are both O.

In other preferred embodiments of formula (I) or (IA), the dotted line is a double bond. When the dotted line is a double bond, preferably one of X₁ and X₂ is CH and the other is not CH.

In embodiments of formula (I) or (IA) where the dotted line is a single bond, preferably one of X₁ and X₂ is CH₂ and the other is not CH₂.

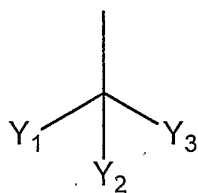
In certain embodiments of formula (I), one of X₁ and X₂ is CH₂ or CH and the other is CHW or CW wherein W is -CH₂C=ONH₂, -C(NH)NH₂, pyridylmethyl, cyclopentyl, cyclohexyl, furanylmethyl, -C=OCH₃, -CH₂CH₂NHC=OCH₃, -SO₂CH₃, CH₂CH₂NHSO₂CH₃, furanylcarbonyl-, methylpyrrolylcarbonyl-, diazolecarbonyl-, azolemethyl-, trifluoroethyl-, hydroxyethyl-, cyanomethyl-, oxo-oxazolemethyl-, or diazolemethyl-.

In certain embodiments of formula (I), ZR₁ is cyclohexylethyl-, cyclohexylmethyl-, cyclopentylmethyl-, dimethylcyclohexylmethyl-, phenylethyl-, pyrrolyltrifluoroethyl-, thienyltrifluoroethyl-, pyridylethyl-, cyclopentyl-, cyclohexyl-, methoxycyclohexyl-, tetrahydropyranyl-, propylpiperidinyl-, indolylmethyl-, pyrazoylpentyl-, thiazolyethyl-, phenyltrifluoroethyl-, hydroxyhexyl-, methoxyhexyl-, isopropoxybutyl-, hexyl-, or oxocanylpropyl-.

In certain embodiments of formula (I), at least one of ZR₁ or W is -CH₂COOV₁, tetrazolylmethyl-, cyanomethyl-, NH₂SO₂methyl-, NH₂SOMethyl-, aminocarbonylmethyl-, C₁₋₄alkylaminocarbonylmethyl-, or diC₁₋₄alkylaminocarbonylmethyl-.

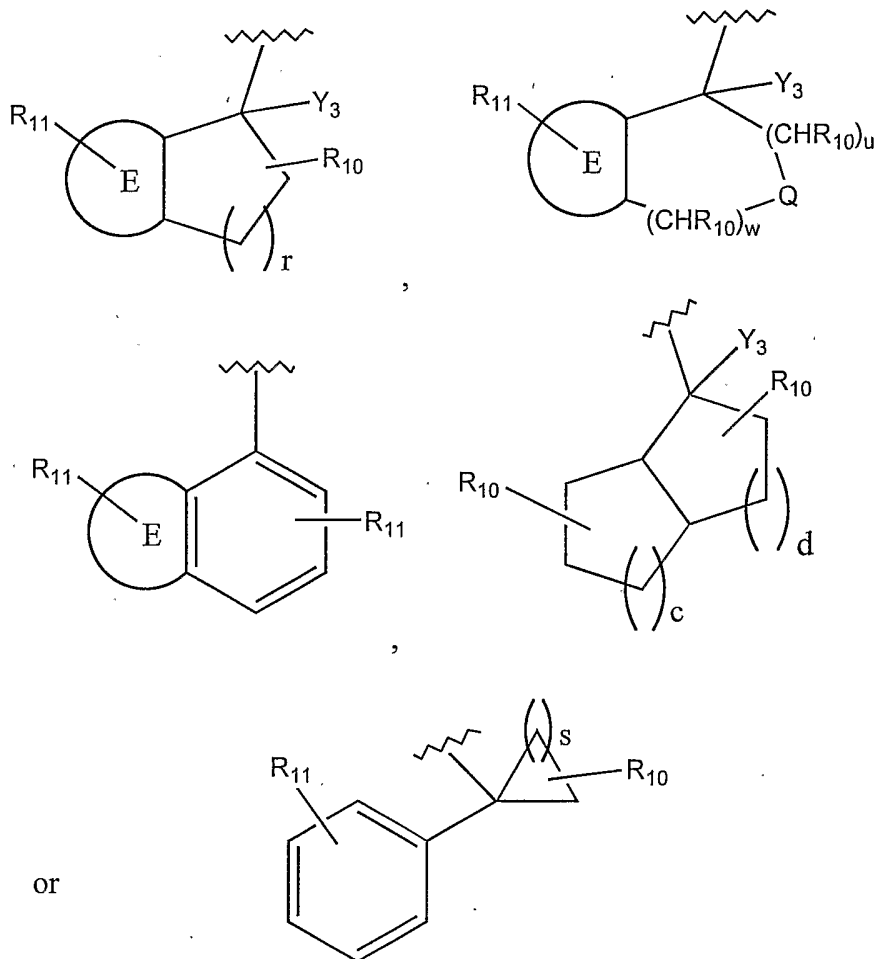
In certain embodiments of formula (I), ZR₁ is 3,3 diphenylpropyl optionally substituted at the 3 carbon of the propyl with -COOV₁, tetrazolylC₀₋₄alkyl-, cyano-, aminocarbonyl-, C₁₋₄alkylaminocarbonyl-, or diC₁₋₄alkylaminocarbonyl-.

In alternate embodiments wherein the dotted line is a double bond in formulae (I) or (IA), ZR₁ can be the following



wherein

Y_1 is R_3 -(C_1 - C_{12})alkyl, R_4 -aryl, R_5 -heteroaryl, R_6 -(C_3 - C_{12})cyclo-alkyl, R_7 -(C_3 - C_7)heterocycloalkyl, $-CO_2$ (C_1 - C_6)alkyl, CN or $-C(O)NR_8R_9$; Y_2 is hydrogen or Y_1 ; Y_3 is hydrogen or (C_1 - C_6)alkyl; or Y_1 , Y_2 and Y_3 , together with the carbon to which they are attached, form one of the following structures:



wherein r is 0 to 3; w and u are each 0-3, provided that the sum of w and u is 1-3; c and d are independently 1 or 2; s is 1 to 5; and ring E is a fused R₄-phenyl or R₅-heteroaryl ring;

R₁₀ is 1 to 3 substituents independently selected from the group consisting of H, (C₁-C₆)alkyl, -OR₈, -(C₁-C₆)alkyl-OR₈, -NR₈R₉ and -(C₁-C₆)alkyl-NR₈R₉;

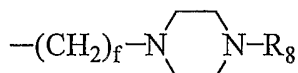
R₁₁ is 1 to 3 substituents independently selected from the group consisting of R₁₀, -CF₃, -OCF₃, NO₂ and halo, or R₁₁ substituents on adjacent ring carbon atoms may together form a methylenedioxy or ethylenedioxy ring;

R₈ and R₉ are independently selected from the group consisting of hydrogen, (C₁-C₆)alkyl, (C₃-C₁₂)cycloalkyl, aryl and aryl(C₁-C₆)alkyl;

R₃ is 1 to 3 substituents independently selected from the group consisting of H, R₄-aryl, R₆-(C₃-C₁₂)cycloalkyl, R₅-heteroaryl, R₇-(C₃-C₇)heterocycloalkyl, -NR₈R₉, -OR₁₂ and -S(O)₀₋₂R₁₂;

R₆ is 1 to 3 substituents independently selected from the group consisting of H, (C₁-C₆)alkyl, R₄-aryl, -NR₈R₉, -OR₁₂ and -SR₁₂;

R₄ is 1 to 3 substituents independently selected from the group consisting of hydrogen, halo, (C₁-C₆)alkyl, R₁₃-aryl, (C₃-C₁₂)cycloalkyl, -CN, -CF₃, -OR₈, -(C₁-C₆)alkyl-OR₈, -OCF₃, -NR₈R₉, -(C₁-C₆)alkyl-NR₈R₉, -NHSO₂R₈, -SO₂N(R₁₄)₂, -SO₂R₈, -SOR₈, -SR₈, -NO₂, -CONR₈R₉, -NR₉COR₈, -COR₈, -COCF₃, -OCOR₈, -OCO₂R₈, -COOR₈, -(C₁-C₆)alkyl-NHCOOC(CH₃)₃, -(C₁-C₆)alkyl-NHCOCF₃, -(C₁-C₆)alkyl-NHSO₂-(C₁-C₆)alkyl, -(C₁-C₆)alkyl-NHCONH-(C₁-C₆)-alkyl and



wherein f is 0 to 6; or R₄ substituents on adjacent ring carbon atoms may together form a methylenedioxy or ethylenedioxy ring;

R₅ is 1 to 3 substituents independently selected from the group consisting of hydrogen, halo, (C₁-C₆)alkyl, R₁₃-aryl, (C₃-C₁₂)cycloalkyl, -CN, -CF₃, -OR₈, -(C₁-C₆)alkyl-OR₈, -OCF₃, -NR₈R₉, -(C₁-C₆)alkyl-NR₈R₉, -NHSO₂R₈, -SO₂N(R₁₄)₂, -NO₂, -CONR₈R₉, -NR₉COR₈, -COR₈, -OCOR₈, -OCO₂R₈ and -COOR₈;

R₇ is H, (C₁-C₆)alkyl, -OR₈, -(C₁-C₆)alkyl-OR₈, -NR₈R₉ or -(C₁-C₆)alkyl-NR₈R₉;

R₁₂ is H, (C₁-C₆)alkyl, R₄-aryl, -(C₁-C₆)alkyl-OR₈, -(C₁-C₆)alkyl-NR₈R₉, -(C₁-C₆)alkyl-SR₈, or aryl (C₁-C₆)alkyl;

R_{13} is 1-3 substituents independently selected from the group consisting of H, (C₁-C₆)alkyl, (C₁-C₆)alkoxy and halo;

R_{14} is independently selected from the group consisting of H, (C₁-C₆)alkyl and R_{13} -C₆H₄-CH₂-;

provided that ZR₁ is not biphenylmethyl or in certain preferred embodiments, ZR₁ is not biphenylC_{1,2}alkylene unsubstituted or substituted.

As used herein, the term "alkyl" means a linear or branched saturated aliphatic hydrocarbon group having a single radical and 1-10 carbon atoms. Examples of alkyl groups include methyl, propyl, isopropyl, butyl, n-butyl, isobutyl, sec-butyl, tert-butyl, and pentyl. A branched alkyl means that one or more alkyl groups such as methyl, ethyl or propyl, replace one or both hydrogens in a -CH₂- group of a linear alkyl chain. The term "lower alkyl" means an alkyl of 1-3 carbon atoms.

The term "alkoxy" means an "alkyl" as defined above connected to an oxygen radical.

The term "cycloalkyl" means a non-aromatic mono- or multicyclic hydrocarbon ring system having a single radical and 3-12 carbon atoms. Exemplary monocyclic cycloalkyl rings include cyclopropyl, cyclopentyl, and cyclohexyl. Exemplary multicyclic cycloalkyl rings include adamantyl and norbornyl.

The term "alkenyl" means a linear or branched aliphatic hydrocarbon group containing a carbon-carbon double bond having a single radical and 2-10 carbon atoms. A "branched" alkenyl means that one or more alkyl groups such as methyl, ethyl or propyl replace one or both hydrogens in a -CH₂- or -CH= linear alkenyl chain. Exemplary alkenyl groups include ethenyl, 1- and 2- propenyl, 1-, 2- and 3- butenyl, 3-methylbut-2-enyl, 2-propenyl, heptenyl, octenyl and decenyl.

The term "cycloalkenyl" means a non-aromatic monocyclic or multicyclic hydrocarbon ring system containing a carbon-carbon double bond having a single radical and 3 to 12 carbon atoms. Exemplary monocyclic cycloalkenyl rings include cyclopropenyl, cyclopentenyl, cyclohexenyl or cycloheptenyl. An exemplary multicyclic cycloalkenyl ring is norbornenyl. The term "aryl" means a carbocyclic aromatic ring system containing one, two or three rings which may be attached together in a pendent manner or fused, and containing a single radical. Exemplary aryl groups include phenyl, naphthyl and acenaphthyl.

The term "heterocyclic" means cyclic compounds having one or more heteroatoms (atoms other than carbon) in the ring, and having a single radical. The ring may be saturated, partially saturated or unsaturated, and the heteroatoms may be selected from the group consisting of nitrogen, sulfur and oxygen. Examples of saturated heterocyclic radicals include

saturated 3 to 6- membered hetero-monocyclic groups containing 1 to 4 nitrogen atoms, such as pyrrolidinyl, imidazolidinyl, piperidino, piperazinyl; saturated 3- to 6- membered hetero-monocyclic groups containing 1 to 2 oxygen atoms and 1 to 3 nitrogen atoms, such as morpholinyl; saturated 3- to 6- membered hetero-monocyclic groups containing 1 to 2 sulfur atoms and 1 to 3 nitrogen atoms, such as thiazolidinyl. Examples of partially saturated heterocyclic radicals include dihydrothiophene, dihydropyran, and dihydrofuran. Other heterocyclic groups can be 7 to 10 carbon rings substituted with heteroatoms such as oxocanyl and thiocanyl. When the heteroatom is sulfur, the sulfur can be a sulfur dioxide such as thiocanyldioxide.

The term "heteroaryl" means unsaturated heterocyclic radicals, wherein "heterocyclic" is as previously described. Exemplary heteroaryl groups include unsaturated 3 to 6 membered hetero-monocyclic groups containing 1 to 4 nitrogen atoms, such as pyrrolyl, pyridyl, pyrimidyl, and pyrazinyl; unsaturated condensed heterocyclic groups containing 1 to 5 nitrogen atoms, such as indolyl, quinolyl and isoquinolyl; unsaturated 3 to 6- membered hetero-monocyclic groups containing an oxygen atom, such as furyl; unsaturated 3 to 6 membered hetero-monocyclic groups containing a sulfur atom, such as thienyl; unsaturated 3 to 6 membered hetero-monocyclic groups containing 1 to 2 oxygen atoms and 1 to 3 nitrogen atoms, such as oxazolyl; unsaturated condensed heterocyclic groups containing 1 to 2 oxygen atoms and 1 to 3 nitrogen atoms, such as benzoxazolyl; unsaturated 3 to 6 membered hetero-monocyclic groups containing 1 to 2 sulfur atoms and 1 to 3 nitrogen atoms, such as thiazolyl; and unsaturated condensed heterocyclic group containing 1 to 2 sulfur atoms and 1 to 3 nitrogen atoms, such as benzothiazolyl. The term "heteroaryl" also includes unsaturated heterocyclic radicals, wherein "heterocyclic" is as previously described, in which the heterocyclic group is fused with an aryl group, in which aryl is as previously described. Exemplary fused radicals include benzofuran, benzdioxole and benzothiophene.

As used herein, the term "heterocyclic C_{1-4} alkyl", "heteroaromatic C_{1-4} alkyl" and the like refer to the ring structure bonded to a C_{1-4} alkyl radical.

All of the cyclic ring structures disclosed herein can be attached at any point where such connection is possible, as recognized by one skilled in the art.

As used herein, the term "patient" includes a human or an animal such as a companion animal or livestock.

As used herein, the term "halogen" includes fluoride, bromide, chloride, iodide or

alabamide.

The invention disclosed herein is meant to encompass all pharmaceutically acceptable salts thereof of the disclosed compounds. The pharmaceutically acceptable salts include, but are not limited to, metal salts such as sodium salt, potassium salt, cesium salt and the like; alkaline earth metals such as calcium salt, magnesium salt and the like; organic amine salts such as triethylamine salt, pyridine salt, picoline salt, ethanolamine salt, triethanolamine salt, dicyclohexylamine salt, N,N'-dibenzylethylenediamine salt and the like; inorganic acid salts such as hydrochloride, hydrobromide, sulfate, phosphate and the like; organic acid salts such as formate, acetate, trifluoroacetate, maleate, fumarate, tartrate and the like; sulfonates such as methanesulfonate, benzenesulfonate, p-toluenesulfonate, and the like; amino acid salts such as arginate, asparinate, glutamate and the like.

The invention disclosed herein is also meant to encompass all prodrugs of the disclosed compounds. Prodrugs are considered to be any covalently bonded carriers which release the active parent drug in vivo.

The invention disclosed herein is also meant to encompass the in vivo metabolic products of the disclosed compounds. Such products may result for example from the oxidation, reduction, hydrolysis, amidation, esterification and the like of the administered compound, primarily due to enzymatic processes. Accordingly, the invention includes compounds produced by a process comprising contacting a compound of this invention with a mammal for a period of time sufficient to yield a metabolic product thereof. Such products typically are identified by preparing a radiolabelled compound of the invention, administering it parenterally in a detectable dose to an animal such as rat, mouse, guinea pig, monkey, or to man, allowing sufficient time for metabolism to occur and isolating its conversion products from the urine, blood or other biological samples.

The invention disclosed herein is also meant to encompass the disclosed compounds being isotopically-labelled by having one or more atoms replaced by an atom having a different atomic mass or mass number. Examples of isotopes that can be incorporated into the disclosed compounds include isotopes of hydrogen, carbon, nitrogen, oxygen, phosphorous, fluorine and chlorine, such as ^2H , ^3H , ^{13}C , ^{14}C , ^{15}N , ^{18}O , ^{17}O , ^{31}P , ^{32}P , ^{35}S , ^{18}F , and ^{36}Cl , respectively. Some of the compounds disclosed herein may contain one or more asymmetric centers and may thus give rise to enantiomers, diastereomers, and other stereoisomeric forms. The present invention is also meant to encompass all such possible forms as well as their racemic and resolved forms and mixtures thereof. When the compounds described herein contain olefinic double bonds or other centers of geometric asymmetry, and unless specified otherwise, it is intended to include both E and Z geometric isomers. All tautomers are

intended to be encompassed by the present invention as well

As used herein, the term "stereoisomers" is a general term for all isomers of individual molecules that differ only in the orientation of their atoms in space. It includes enantiomers and isomers of compounds with more than one chiral center that are not mirror images of one another (diastereomers).

The term "chiral center" refers to a carbon atom to which four different groups are attached.

The term "enantiomer" or "enantiomeric" refers to a molecule that is nonsuperimposeable on its mirror image and hence optically active wherein the enantiomer rotates the plane of polarized light in one direction and its mirror image rotates the plane of polarized light in the opposite direction.

The term "racemic" refers to a mixture of equal parts of enantiomers and which is optically inactive.

The term "resolution" refers to the separation or concentration or depletion of one of the two enantiomeric forms of a molecule.

The term "modulate" as used herein with respect to the ORL-1 receptor means the mediation of a pharmacodynamic response (e.g., analgesia) in a subject from (i) inhibiting or activating the receptor, or (ii) directly or indirectly affecting the normal regulation of the receptor activity. Compounds which modulate the receptor activity include agonists, antagonists, mixed agonists/antagonists and compounds which directly or indirectly affect regulation of the receptor activity.

Certain preferred compounds of the invention include:

- 1-(naphth-2-yl-methyl)-spiro[piperidine-4,1'-indene];
- 1-(*p*-benzyloxybenzyl)-spiro[piperidine-4,1'-indene];
- 1-(norbornan-2-yl)-spiro[piperidine-4,1'-indene];
- 1-(decahydro-2-naphthyl)-spiro[piperidine-4,1'-indene];
- 1-(3,3-dimethyl-1,5-dioxaspiro[5.5]undeca-9-yl)-spiro[piperidine-4,1'-indene];
- 1-(1,3-dihydroinden-2-yl)-spiro[piperidine-4,1'-indene];
- 1-[4-(1-methylethyl)-cyclohexyl]-spiro[piperidine-4,1'-indene];
- 1-cyclodecyl-spiro[piperidine-4,1'-indene];
- 1-(naphth-1-yl-methyl)-spiro[piperidine-4,1'-indene];
- 1-(*p*-phenylbenzyl)-spiro[piperidine-4,1'-indene];
- 1-(10,11-Dihydro-5H-dibenzo[*a,d*]-cyclohepten-5-yl)-spiro[piperidine-4,1'-indene];
- 1-(4,4-Bis(*p*-fluorophenyl)butyl)-spiro[piperidine-4,1'-indene];
- 1-(3,3-Bis(phenyl)propyl)-spiro[piperidine-4,1'-indene];

1-(2-[1,2,3,4-tetrahydronaphthyl])-spiro[piperidine-4,1'-indene];
1-(4-[propylcyclohexyl])-spiro[piperidine-4,1'-indene];
1-(5-methylhex-2-yl)-spiro[piperidine-4,1'-indene];
1-(cyclooctyl)-spiro[piperidine-4,1'-indene];
1-(cyclooctylmethyl)-spiro[piperidine-4,1'-indene];
1-(benzyl)-spiro[piperidine-4,1'-indane];
1-(naphth-1-yl-methyl)-spiro[piperidine-4,1'-indane];
1-(naphth-2-yl-methyl)-spiro[piperidine-4,1'-indane];
1-(*p*-phenylbenzyl)-spiro[piperidine-4,1'-indane];
1-(10,11-Dihydro-5H-dibenzo[*a,d*]-cyclohepten-5-yl)-spiro[piperidine-4,1'-indane];
1-(4,4-Bis(*p*-fluorophenyl)butyl)-spiro[piperidine-4,1'-indane];
1-(3,3-Bis(phenyl)propyl)-spiro[piperidine-4,1'-indane];
1-(2-phenyl-ethyl)-spiro[piperidine-4,1'-indane];
1-(*p*-cyano-benzyl)-spiro[piperidine-4,1'-indane];
1-(*p*-benzyloxybenzyl)-spiro[piperidine-4,1'-indane];
1-(2-[1,2,3,4-tetrahydronaphthyl])-spiro[piperidine-4,1'-indane];
1-(4-propyl-cyclohexyl)-spiro[piperidine-4,1'-indane];
1-(5-methylhex-2-yl)-spiro[piperidine-4,1'-indane];
1-[norbornan-2-yl]-spiro[piperidine-4,1'-indane];
1-(decahydro-2-naphthyl)-spiro[piperidine-4,1'-indane];
1-(norbornan-7-yl)-spiro[piperidine-4,1'-indane];
1-(3,3-dimethyl-1,5-dioxaspiro[5.5]undeca-9-yl)-spiro[piperidine-4,1'-indane];
1-(cyclooctyl)-spiro[piperidine-4,1'-indane];
1-(4-(1-methylethyl)-cyclohexyl)-spiro[piperidine-4,1'-indane];
1-(1,3-dihydroinden-2-yl)-spiro[piperidine-4,1'-indane];
1-(cyclooctylmethyl)-spiro[piperidine-4,1'-indane];
1-(naphth-2-yl-methyl)-spiro[piperidine-4,1'-*cis*-3a, 4, 5, 6, 7, 7a-hexahydroindane];
1-(naphth-2-yl-methyl)-spiro[piperidine-4,1'-(2-oxo)-indane];
1-(naphth-2-yl-methyl)-spiro[piperidine-4,1'-(1-hydroxy)-indane];
1-(naphth-2-yl-methyl)-spiro[piperidine-4,1'-(3-oxo)-indane]; and
pharmaceutically acceptable salts thereof and solvates thereof.

The present invention also provides use of any of the disclosed compounds in the preparation of a medicament for treating pain and other disease states modulated by an opioid receptor, e.g., the ORL-1 receptor.

DETAILED DESCRIPTION OF THE INVENTION

The compounds of the present invention can be administered to anyone requiring modulation of the opioid and ORL1 receptors. Administration may be orally, topically, by suppository, inhalation, or parenterally.

The present invention also encompasses all pharmaceutically acceptable salts of the foregoing compounds. One skilled in the art will recognize that acid addition salts of the presently claimed compounds may be prepared by reaction of the compounds with the appropriate acid via a variety of known methods.

Various oral dosage forms can be used, including such solid forms as tablets, gelcaps, capsules, caplets, granules, lozenges and bulk powders and liquid forms such as emulsions, solution and suspensions. The compounds of the present invention can be administered alone or can be combined with various pharmaceutically acceptable carriers and excipients known to those skilled in the art, including but not limited to diluents, suspending agents, solubilizers, binders, disintegrants, preservatives, coloring agents, lubricants and the like.

When the compounds of the present invention are incorporated into oral tablets, such tablets can be compressed, tablet triturates, enteric-coated, sugar-coated, film-coated, multiply compressed or multiply layered. Liquid oral dosage forms include aqueous and nonaqueous solutions, emulsions, suspensions, and solutions and/or suspensions reconstituted from non-effervescent granules, containing suitable solvents, preservatives, emulsifying agents, suspending agents, diluents, sweeteners, coloring agents, and flavoring agents. When the compounds of the present invention are to be injected parenterally, they may be, e.g., in the form of an isotonic sterile solution. Alternatively, when the compounds of the present invention are to be inhaled, they may be formulated into a dry aerosol or may be formulated into an aqueous or partially aqueous solution.

In addition, when the compounds of the present invention are incorporated into oral dosage forms, it is contemplated that such dosage forms may provide an immediate release of the compound in the gastrointestinal tract, or alternatively may provide a controlled and/or sustained release through the gastrointestinal tract. A wide variety of controlled and/or sustained release formulations are well known to those skilled in the art, and are contemplated for use in connection with the formulations of the present invention. The controlled and/or sustained release may be provided by, e.g., a coating on the oral dosage form or by incorporating the compound(s) of the invention into a controlled and/or sustained release matrix.

Specific examples of pharmaceutically acceptable carriers and excipients that may be used to formulate oral dosage forms, are described in the Handbook of Pharmaceutical

Excipients, American Pharmaceutical Association (1986). Techniques and compositions for making solid oral dosage forms are described in Pharmaceutical Dosage Forms: Tablets (Lieberman, Lachman and Schwartz, editors) 2nd edition, published by Marcel Dekker, Inc. Techniques and compositions for making tablets (compressed and molded), capsules (hard and soft gelatin) and pills are also described in Remington's Pharmaceutical Sciences (Arthur Osol, editor), 1553B1593 (1980). Techniques and composition for making liquid oral dosage forms are described in Pharmaceutical Dosage Forms: Disperse Systems, (Lieberman, Rieger and Banker, editors) published by Marcel Dekker, Inc.

When the compounds of the present invention are incorporated for parenteral administration by injection (e.g., continuous infusion or bolus injection), the formulation for parenteral administration may be in the form of suspensions, solutions, emulsions in oily or aqueous vehicles, and such formulations may further comprise pharmaceutically necessary additives such as stabilizing agents, suspending agents, dispersing agents, and the like. The compounds of the invention may also be in the form of a powder for reconstitution as an injectable formulation.

In certain embodiments, the compounds of the present invention can be used in combination with at least one other therapeutic agent. Therapeutic agents include, but are not limited to, μ -opioid agonists; non-opioid analgesics; non-steroid antiinflammatory agents; Cox-II inhibitors; antiemetics; β -adrenergic blockers; anticonvulsants; antidepressants; Ca²⁺-channel blockers; anticancer agent and mixtures thereof.

In certain embodiments, the compounds of the present invention can be formulated in a pharmaceutical dosage form in combination with a μ -opioid agonist. μ -opioid agonists, which may be included in the formulations of the present invention include but are not limited to include alfentanil, allylprodine, alphaprodine, anileridine, benzylmorphine, bezitramide, buprenorphine, butorphanol, clonitazene, codeine, desomorphine, dextromoramide, dezocine, diampromide, diamorphine, dihydrocodeine, dihydromorphine, dimenoxadol, dimepheptanol, dimethylthiambutene, dioxaphetyl butyrate, dipipanone, eptazocine, ethoheptazine, ethylmethylthiambutene, ethylmorphine, etonitazene fentanyl, heroin, hydrocodone, hydromorphone, hydroxypethidine, isomethadone, ketobemidone, levorphanol, levophenacymorphan, lofentanil, meperidine, meptazinol, metazocine, methadone, metopon, morphine, myrophine, nalbuphine, narceine, nicomorphine, norlevorphanol, normethadone, nalorphine, normorphine, norpipanone, opium, oxycodone, oxymorphone, papaveretum, pentazocine, phenadoxone, phenomorphan, phenazocine, phenoperidine, piminodine,

piritramide, proheptazine, promedol, properidine, propiram, propoxyphene, sufentanil, tilidine, tramadol, pharmaceutically acceptable salts thereof, and mixtures thereof.

In certain preferred embodiments, the μ -opioid agonist is selected from codeine, hydromorphone, hydrocodone, oxycodone, dihydrocodeine, dihydromorphine, morphine, tramadol, oxymorphone, pharmaceutically acceptable salts thereof, and mixtures thereof.

In another embodiment of the invention, the medicament comprises a mixture of a Cox-II inhibitor and an inhibitor of 5-lipoxygenase for the treatment of pain and/or inflammation. Suitable Cox-II inhibitors and 5-lipoxygenase inhibitors, as well as combinations thereof are described in U.S. Patent No. 6,136,839, which is hereby incorporated by reference in its entirety. Cox-II inhibitors include, but are not limited to rofecoxib (Vioxx), celecoxib (Celebrex), DUP-697, flosulide, meloxicam, 6-MNA, L-745337, nabumetone, nimesulide, NS-398, SC-5766, T-614, L-768277, GR-253035, JTE-522, RS-57067-000, SC-58125, SC-078, PD-138387, NS-398, flosulide, D-1367, SC-5766, PD-164387, etoricoxib, valdecoxib and parecoxib or pharmaceutically acceptable salts, enantiomers or tautomers thereof.

The compounds of the present invention can also be combined in dosage forms with non-opioid analgesics, e.g., non-steroidal anti-inflammatory agents, including aspirin, ibuprofen, diclofenac, naproxen, benoxaprofen, flurbiprofen, fenoprofen, flubufen, ketoprofen, indoprofen, piroprofen, carprofen, oxaprozin, pramoprofen, muroprofen, trioxaprofen, suprofen, aminoprofen, tiaprofenic acid, fluprofen, bucloxic acid, indomethacin, sulindac, tolmetin, zomepirac, tiopinac, zidometacin, acemetacin, fentiazac, clidanac, oxpinac, mefenamic acid, meclofenamic acid, flufenamic acid, niflumic acid, tolfenamic acid, diflunisal, flufenisal, piroxicam, sudoxicam or isoxicam, pharmaceutically acceptable salts thereof, and mixtures thereof. Other suitable non-opioid analgesics which may be included in the dosage forms of the present invention include the following, non-limiting, chemical classes of analgesic, antipyretic, nonsteroidal antiinflammatory drugs: salicylic acid derivatives, including aspirin, sodium salicylate, choline magnesium trisalicylate, salsalate, diflunisal, salicylsalicylic acid, sulfasalazine, and olsalazin; para-aminophenol derivatives including acetaminophen; indole and indene acetic acids, including indomethacin, sulindac, and etodolac; heteroaryl acetic acids, including tolmetin, diclofenac, and ketorolac; anthranilic acids (fenamates), including mefenamic acid, and meclofenamic acid; enolic acids, including

oxicams (piroxicam, tenoxicam), and pyrazolidinediones (phenylbutazone, oxyphenthartazone); and alkanones, including nabumetone. For a more detailed description of the NSAIDs that may be included within the medicaments employed in the present invention, see Paul A. Insel Analgesic-Antipyretic and Antiinflammatory Agents and Drugs Employed in the treatment of Gout in Goodman & Gilman's The Pharmacological Basis of Therapeutics, 617-57 (Perry B. Molinoff and Raymond W. Ruddon, Eds., Ninth Edition, 1996), and Glen R. Hanson Analgesic, Antipyretic and Anti-Inflammatory Drugs in Remington: The Science and Practice of Pharmacy Vol II, 1196-1221 (A. R. Gennaro, Ed. 19th Ed. 1995) which are hereby incorporated by reference in their entireties.

In certain embodiments, the compounds of the present invention can be formulated in a pharmaceutical dosage form in combination with antimigraine agents. Antimigraine agents include, but are not limited to, alpiropride, dihydroergotamine, dolasetron, ergocornine, ergocorninine, ergocryptine, ergot, ergotamine, flumetroxone acetate, fonazine, lisuride, lomerizine, methysergide, oxetorone, pizotyline, and mixtures thereof.

The other therapeutic agent can also be an adjuvant to reduce any potential side effects such as, for example, an antiemetic agent. Suitable antiemetic agents include, but are not limited to, metoclopramide, domperidone, prochlorperazine, promethazine, chlorpromazine, trimethobenzamide, ondansetron, granisetron, hydroxyzine, acetylleucine monoethanolamine, alizapride, azasetron, benzquinamide, biantanautine, bromopride, buclizine, clebopride, cyclizine, dimenhydrinate, diphenidol, dolasetron, meclizine, methallatal, metopimazine, nabilone, oxypendyl, pipamazine, scopolamine, sulpiride, tetrahydrocannabinols, thiethylperazine, thioproperazine, tropisetron, and mixtures thereof.

In certain embodiments, the compounds of the present invention can be formulated in a pharmaceutical dosage form in combination with β -adrenergic blockers. Suitable β -adrenergic blockers include, but are not limited to, acebutolol, alprenolol, amosulabol, arotinolol, atenolol, befunolol, betaxolol, bevantolol, bisoprolol, bopindolol, bucumolol, bufetolol, bufuralol, bunitrolol, bupranolol, butidrine hydrochloride, butofilolol, carazolol, carteolol, carvedilol, celiprolol, cetamolol, cloranolol, dilevalol, epanolol, esmolol, indenolol, labetalol, levobunolol, mepindolol, metipranolol, metoprolol, moprolol, nadolol, nadoxolol, nebivalol, nifenalol, nipradilol, oxprenolol, penbutolol, pindolol, practolol, pronethalol, propranolol, sotalol, sulfinalol, talinolol, tertatolol, tilisolol, timolol, toliprolol, and xibenolol.

In certain embodiments, the compounds of the present invention can be formulated in a pharmaceutical dosage form in combination with anticonvulsants. Suitable anticonvulsants include, but are not limited to, acetylpheneturide, albutoin, aloxidone, aminoglutethimide, 4-amino-3-hydroxybutyric acid, atrolactamide, beclamide, buramate, calcium bromide, carbamazepine, cinromide, clomethiazole, clonazepam, decimemide, diethadione, dimethadione, doxentoin, eterobarb, ethadione, ethosuximide, ethotoin, felbamate, fluoresone, gabapentin, 5-hydroxytryptophan, lamotrigine, magnesium bromide, magnesium sulfate, mephenytoin, mephobarbital, metharbital, methetoin, methsuximide, 5-methyl-5-(3-phenanthryl)-hydantoin, 3-methyl-5-phenylhydantoin, narcobarbital, nimetazepam, nitrazepam, oxcarbazepine, paramethadione, phenacemide, phenetharbital, pheneturide, phenobarbital, phensuximide, phenylmethylbarbituric acid, phenytoin, phethenylate sodium, potassium bromide, pregabalin, primidone, progabide, sodium bromide, solanum, strontium bromide, suclofenide, sulthiame, tetrantoin, tiagabine, topiramate, trimethadione, valproic acid, valpromide, vigabatrin, and zonisamide.

In certain embodiments, the compounds of the present invention can be formulated in a pharmaceutical dosage form in combination with antidepressants. Suitable antidepressants include, but are not limited to, binedaline, caroxazone, citalopram, dimethazan, fencamine, indalpine, indeloxazine hydrochloride, nefopam, nomifensine, oxitriptan, oxypertine, paroxetine, sertraline, thiazesim, trazodone, benmoxine, iproclozide, iproniazid, isocarboxazid, nialamide, octamoxin, phenelzine, cotinine, rolincyprine, rolipram, maprotiline, metralindole, mianserin, mirtazepine, adinazolam, amitriptyline, amitriptylinoxide, amoxapine, butriptyline, clomipramine, demexiptiline, desipramine, dibenzepin, dimetacrine, dothiepin, doxepin, fluacizine, imipramine, imipramine N-oxide, iprindole, lofepramine, melitracen, metapramine, nortriptyline, noxiptilin, opipramol, pizotyline, propizepine, protriptyline, quinupramine, tianeptine, trimipramine, adrafinil, benactyzine, bupropion, butacetin, dioxadrol, duloxetine, etoperidone, febarbamate, femoxetine, fententadiol, fluoxetine, fluvoxamine, hematoporphyrin, hypericin, levophacetoperane, medifoxamine, milnacipran, minaprine, moclobemide, nefazodone, oxaflozane, piberaline, prolintane, pyrisuccideanol, ritanserin, roxindole, rubidium chloride, sulphiride, tandospirone, thozalinone, tofenacin, toloxatone, tranlycypromine, L-tryptophan, venlafaxine, viloxazine, and zimeldine.

In certain embodiments, the compounds of the present invention can be formulated in a

pharmaceutical dosage form in combination with Ca²⁺-channel blockers. Suitable Ca²⁺-channel blockers include, but are not limited to, bepridil, clemetiazem, diltiazem, fendiline, gallopamil, mibefradil, prenylamine, semotiadil, terodiline, verapamil, amlodipine, aranidipine, barnidipine, benidipine, cilnidipine, efonidipine, elgodipine, felodipine, isradipine, lacidipine, lercanidipine, manidipine, nicardipine, nifedipine, nilvadipine, nimodipine, nisoldipine, nitrendipine, cinnarizine, flunarizine, lidoflazine, lomerizine, bencyclane, etafenone, fantofarone, and perhexiline.

In certain embodiments, the compounds of the present invention can be formulated in a pharmaceutical dosage form in combination with anticancer agents. Suitable anticancer agents include, but are not limited to, acivicin; aclarubicin; acodazole hydrochloride; acronine; adozelesin; aldesleukin; altretamine; ambomycin; ametantrone acetate; aminoglutethimide; amsacrine; anastrozole; anthramycin; asparaginase; asperlin; azacitidine; azetepa; azotomycin; batimastat; benzodepa; bicalutamide; bisantrene hydrochloride; bisnafide dimesylate; bizelesin; bleomycin sulfate; brequinar sodium; broprimine; busulfan; cactinomycin; calusterone; caracemide; carbetimer; carboplatin; carmustine; carubicin hydrochloride; carzelesin; cedefingol; chlorambucil; cirolemycin; cisplatin; cladribine; crisnatol mesylate; cyclophosphamide; cytarabine; dacarbazine; dactinomycin; daunorubicin hydrochloride; decitabine; dexormaplatin; dezaguanine; dezaguanine mesylate; diaziquone; docetaxel; doxorubicin; doxorubicin hydrochloride; droloxifene; droloxifene citrate; dromostanolone propionate; duazomycin; edatrexate; eflornithine hydrochloride; elsamitucin; enloplatin; enpromate; epipropidine; epirubicin hydrochloride; erbulozole; esorubicin hydrochloride; estramustine; estramustine phosphate sodium; etanidazole; etoposide; etoposide phosphate; etoprine; fadrozole hydrochloride; fazarabine; fenretinide; floxuridine; fludarabine phosphate; fluorouracil; flurocitabine; fosquidone; fostriecin sodium; gemcitabine; gemcitabine hydrochloride; hydroxyurea; idarubicin hydrochloride; ifosfamide; ilmofosine; interleukin II (including recombinant interleukin II, or rIL2), interferon alfa-2a; interferon alfa-2b; interferon alfa-n1 ; interferon alfa-n3; interferon beta-I a; interferon gamma-I b; iproplatin; irinotecan hydrochloride; lanreotide acetate; letrozole; leuprolide acetate; liarozole hydrochloride; lometrexol sodium; lomustine; losoxantrone hydrochloride; masoprocol; maytansine; mechlorethamine hydrochloride; megestrol acetate; melengestrol acetate; melphalan; menogaril; mercaptopurine; methotrexate; methotrexate sodium; metoprine; meturedopa;

mitindomide; mitocarcin; mitocromin; mitogillin; mitomalcin; mitomycin; mitosper; mitotane; mitoxantrone hydrochloride; mycophenolic acid; nocodazole; nogalamycin; ormaplatin; oxisuran; paclitaxel; pegaspargase; peliomycin; pentamustine; peplomycin sulfate; perfosfamide; pipobroman; pipsulfan; piroxantrone hydrochloride; plicamycin; plomestane; porfimer sodium; porfiromycin; prednimustine; procarbazine hydrochloride; puromycin; puromycin hydrochloride; pyrazofurin; riboprine; rogletimide; safingol; safingol hydrochloride; semustine; simtrazene; sparfosate sodium; sparsomycin; spirogermanium hydrochloride; spiromustine; spiroplatin; streptonigrin; streptozocin; sulofenur; talisomycin; tecogalan sodium; tegafur; teloxantrone hydrochloride; temoporfin; teniposide; teroxirone; testolactone; thiamiprine; thioguanine; thiotepa; tiazofurin; tirapazamine; toremifene citrate; trestolone acetate; triciribine phosphate; trimetrexate; trimetrexate glucuronate; triptorelin; tubulozole hydrochloride; uracil mustard; uredepa; vapreotide; verteporfin; vinblastine sulfate; vincristine sulfate; vindesine; vindesine sulfate; vinepidine sulfate; vinglycinate sulfate; vinleurosine sulfate; vinorelbine tartrate; vinrosidine sulfate; vinzolidine sulfate; vorozole; zeniplatin; zinostatin; zorubicin hydrochloride. Other anti-cancer drugs include, but are not limited to: 20-epi-1,25 dihydroxyvitamin D3; 5-ethynyluracil; abiraterone; aclarubicin; acylfulvene; adecypenol; adozelesin; aldesleukin; ALL-TK antagonists; altretamine; ambamustine; amidox; amifostine; aminolevulinic acid; amrubicin; amsacrine; anagrelide; anastrozole; andrographolide; angiogenesis inhibitors; antagonist D; antagonist G; antarelix; anti-dorsalizing morphogenetic protein-1; antiandrogen, prostatic carcinoma; antiestrogen; antineoplaston; antisense oligonucleotides; aphidicolin glycinate; apoptosis gene modulators; apoptosis regulators; apurinic acid; ara-CDP-DL-PTBA; arginine deaminase; asulacrine; atamestane; atrimustine; axinastatin 1; axinastatin 2; axinastatin 3; azasetron; azatoxin; azatyrosine; baccatin III derivatives; balanol; batimastat; BCR/ABL antagonists; benzochlorins; benzoylstaurosporine; beta lactam derivatives; beta-alethine; betaclamycin B; betulinic acid; bFGF inhibitor; bicalutamide; bisantrene; bisaziridinylspermine; bisnafide; bistratene A; bizelesin; breflate; bropirimine; budotitane; buthionine sulfoximine; calcipotriol; calphostin C; camptothecin derivatives; canarypox IL-2; capecitabine; carboxamide-amino-triazole; carboxyamidotriazole; CaRest M3; CARN 700; cartilage derived inhibitor; carzelesin; casein kinase inhibitors (ICOS); castanospermine; cecropin B; cetrorelix; chlorins; chloroquinoxaline sulfonamide; cicaprost; cis-porphyrin; cladribine; clomifene analogues;

clotrimazole; collismycin A; collismycin B; combretastatin A4; combretastatin analogue; conagenin; crambescidin 816; crisnatol; cryptophycin 8; cryptophycin A derivatives; curacin A; cyclopentantraquinones; cycloplatan; cypemycin; cytarabine ocfosfate; cytolytic factor; cytostatin; dacliximab; decitabine; dehydrodidemnin B; deslorelin; dexamethasone; dexifosfamide; dexrazoxane; dexverapamil; diaziquone; didemnin B; didox; diethylnorspermine; dihydro-5-azacytidine; dihydrotaxol, 9-; dioxamycin; diphenyl spiromustine; docetaxel; docosanol; dolasetron; doxifluridine; droloxifene; dronabinol; duocarmycin SA; ebselen; ecomustine; edelfosine; edrecolomab; eflornithine; elemene; emitefur; epirubicin; epristeride; estramustine analogue; estrogen agonists; estrogen antagonists; etanidazole; etoposide phosphate; exemestane; fadrozole; fazarabine; fenretinide; filgrastim; finasteride; flavopiridol; flezelandine; fluasterone; fludarabine; fluorodaunorubicin hydrochloride; forfenimex; formestane; fostriecin; fotemustine; gadolinium texaphyrin; gallium nitrate; galocitabine; ganirelix; gelatinase inhibitors; gemcitabine; glutathione inhibitors; hepsulfam; heregulin; hexamethylene bisacetamide; hypericin; ibandronic acid; idarubicin; idoxifene; idramantone; ilmofosine; ilomastat; imidazoacridones; imiquimod; immunostimulant peptides; insulin-like growth factor-1 receptor inhibitor; interferon agonists; interferons; interleukins; iobenguane; iododoxorubicin; ipomeanol, 4-; iroplact; irsogladine; isobengazole; isohomohalicondrin B; itasetron; jasplakinolide; kahalalide F; lamellarin-N triacetate; lanreotide; leinamycin; lenograstim; lentinan sulfate; leptolstatin; letrozole; leukemia inhibiting factor; leukocyte alpha interferon; leuprolide+estrogen+progesterone; leuprorelin; levamisole; liarozole; linear polyamine analogue; lipophilic disaccharide peptide; lipophilic platinum compounds; lissoclinamide 7; lobaplatin; lombricine; lometrexol; lonidamine; losoxantrone; lovastatin; loxoribine; lurtotecan; lutetium texaphyrin; lysofylline; lytic peptides; maitansine; mannostatin A; marimastat; masoprocol; maspin; matrilysin inhibitors; matrix metalloproteinase inhibitors; menogaril; merbarone; meterelin; methioninase; metoclopramide; MIF inhibitor; mifepristone; miltefosine; mirimostim; mismatched double stranded RNA; mitoguazone; mitolactol; mitomycin analogues; mitonafide; mitotoxin fibroblast growth factor-saporin; mitoxantrone; mofarotene; molgramostim; monoclonal antibody, human chorionic gonadotrophin; monophosphoryl lipid A+myobacterium cell wall sk; mopidamol; multiple drug resistance gene inhibitor; multiple tumor suppressor 1-based therapy; mustard anticancer agent; mycaperoxide B; mycobacterial cell wall extract; myriaporone; N-acetyldinaline; N-

substituted benzamides; nafarelin; nagrestip; naloxone+pentazocine; napavin; naphterpin; nartograstim; nedaplatin; nemorubicin; neridronic acid; neutral endopeptidase; nilutamide; nisamycin; nitric oxide modulators; nitroxide antioxidant; nitrullin; O6-benzylguanine; octreotide; okicenone; oligonucleotides; onapristone; ondansetron; ondansetron; oracin; oral cytokine inducer; ormaplatin; osaterone; oxaliplatin; oxaunomycin; paclitaxel; paclitaxel analogues; paclitaxel derivatives; palauamine; palmitoylrhizoxin; pamidronic acid; panaxytriol; panomifene; parabactin; pazelliptine; pegaspargase; peldesine; pentosan polysulfate sodium; pentostatin; pentozole; perflubron; perfosfamide; perillyl alcohol; phenazinomycin; phenylacetate; phosphatase inhibitors; picibanil; pilocarpine hydrochloride; pirarubicin; piritrexim; placetin A; placetin B; plasminogen activator inhibitor; platinum complex; platinum compounds; platinum-triamine complex; porfimer sodium; porfiromycin; prednisone; propyl bis-acridone; prostaglandin J2; proteasome inhibitors; protein A-based immune modulator; protein kinase C inhibitor; protein kinase C inhibitors, microalgal; protein tyrosine phosphatase inhibitors; purine nucleoside phosphorylase inhibitors; purpurins; pyrazoloacridine; pyridoxylated hemoglobin polyoxyethylene conjugate; raf antagonists; raltitrexed; ramosetron; ras farnesyl protein transferase inhibitors; ras inhibitors; ras-GAP inhibitor; retelliptine demethylated; rhenium Re 186 etidronate; rhizoxin; ribozymes; RII retinamide; rogletimide; rohitukine; romurtide; roquinimex; rubiginone B1; ruboxyl; safingol; saintopin; SarCNU; sarcophytol A; sargramostim; Sdi 1 mimetics; semustine; senescence derived inhibitor 1; sense oligonucleotides; signal transduction inhibitors; signal transduction modulators; single chain antigen binding protein; sizofiran; sobuzoxane; sodium borocaptate; sodium phenylacetate; solverol; somatomedin binding protein; sonermin; sparfosic acid; spicamycin D; spiromustine; splenopentin; spongistatin 1; squalamine; stem cell inhibitor; stem-cell division inhibitors; stipiamide; stromelysin inhibitors; sulfinosine; superactive vasoactive intestinal peptide antagonist; suradista; suramin; swainsonine; synthetic glycosaminoglycans; tallimustine; tamoxifen methiodide; tauromustine; tazarotene; tecogalan sodium; tegafur; telurapyrylium; telomerase inhibitors; temoporfin; temozolomide; teniposide; tetrachlorodecaoxide; tetrazomine; thaliblastine; thiocoraline; thrombopoietin; thrombopoietin mimetic; thymalfasin; thymopoietin receptor agonist; thymotrigan; thyroid stimulating hormone; tin ethyl etiopurpurin; tirapazamine; titanocene bichloride; topsentin; toremifene; totipotent stem cell factor; translation inhibitors; tretinoin; triacetyluridine; triciribine; trimetrexate; triptorelin;

tropisetron; turosteride; tyrosine kinase inhibitors; tyrphostins; UBC inhibitors; ubenimex; urogenital sinus-derived growth inhibitory factor; urokinase receptor antagonists; vapreotide; variolin B; vector system, erythrocyte gene therapy; velaresol; veramine; verdins; verteporfin; vinorelbine; vinxaltine; vitaxin; vorozole; zanoterone; zeniplatin; zilascorb; and zinostatin stimalamer.

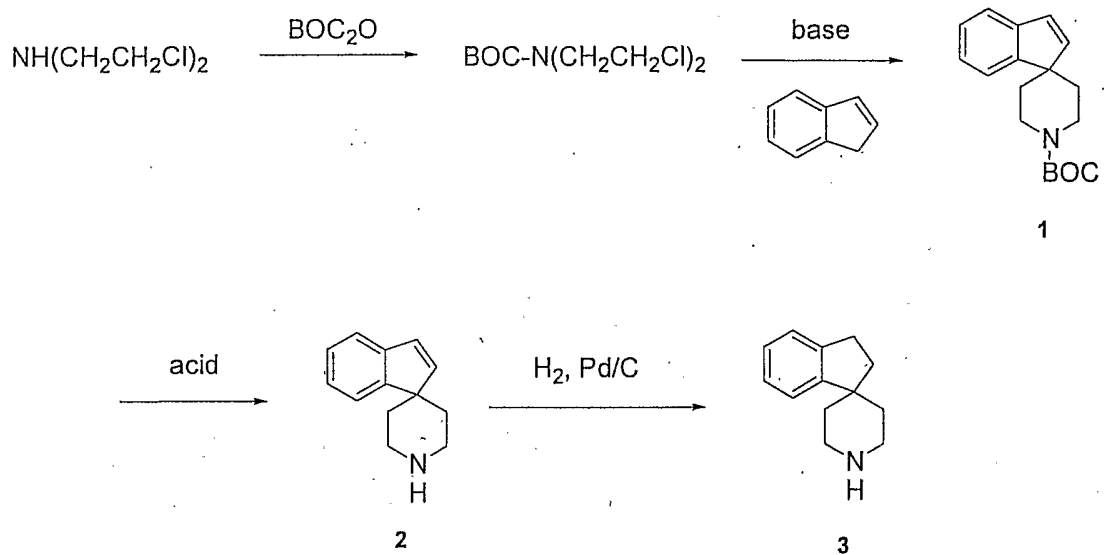
The compounds of the present invention and the other therapeutic agent can act additively or, more preferably, synergistically. In a preferred embodiment, a composition comprising a compounds of the present invention is administered concurrently with the administration of another therapeutic agent, which can be part of the same composition or in a different composition from that comprising the compounds of the present invention. In another embodiment, a composition comprising the compounds of the present invention is administered prior to or subsequent to administration of another therapeutic agent.

The compounds of the present invention when administered, e.g., via the oral, parenteral or topical routes to mammals, can be in a dosage in the range of about 0.01 mg/kg to about 3000 mg/kg body weight of the patient per day, preferably about 0.01 mg/kg to about 1000 mg/kg body weight per day administered singly or as a divided dose. However, variations will necessarily occur depending upon the weight and physical condition (e.g., hepatic and renal function) of the subject being treated, the affliction to be treated, the severity of the symptoms, the route of administration, the frequency of the dosage interval, the presence of any deleterious side-effects, and the particular compound utilized, among other things.

The compounds of the present invention preferably have a binding affinity K_i for the human ORL-1 receptor of about 500 nM or less; 100 nM or less; 50 nM or less; 20 nM or less or 5 nM or less. The binding affinity K_i can be measured by one skilled in the art by an assay utilizing membranes from recombinant HEK-293 cells expressing the human opioid receptor-like receptor (ORL-1) as described below.

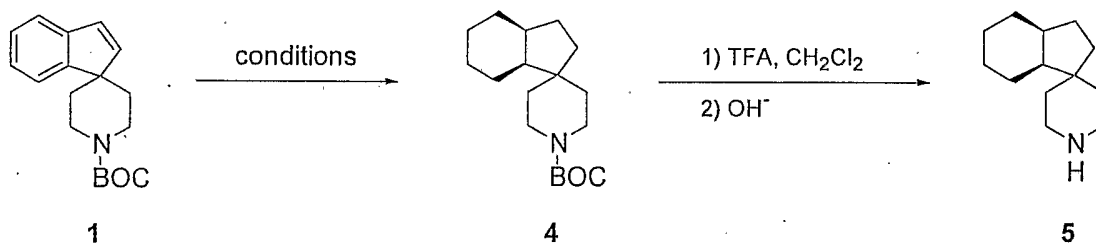
The following examples illustrate various aspects of the present invention, and are not to be construed to limit the claims in any manner whatsoever.

EXAMPLE 1
Synthesis of spirocyclic head groups.



Compounds **1**, **2**, and **3** were prepared as described in Chambers, M.S., et al., *J. Med. Chem.* 1992, 35, 2033, hereby incorporated by reference.

EXAMPLE 2



Procedure:

Compound **1** (3.0 g, 9.9 mmol) was hydrogenated in a Parr apparatus in 30 mL of acetic acid with 3.5 g of 5% Rh on alumina catalyst at an initial pressure of 18 psi. The theoretical amount of hydrogen was taken up over three days and the reaction mixture was filtered to remove

the catalyst. The acetic acid was evaporated at 35° under aspirator pressure. The residue was taken up in hexane and washed with sodium bicarbonate solution and then water. Evaporation of the hexane afforded **4** as a cream colored solid (2.5 g, 83%).

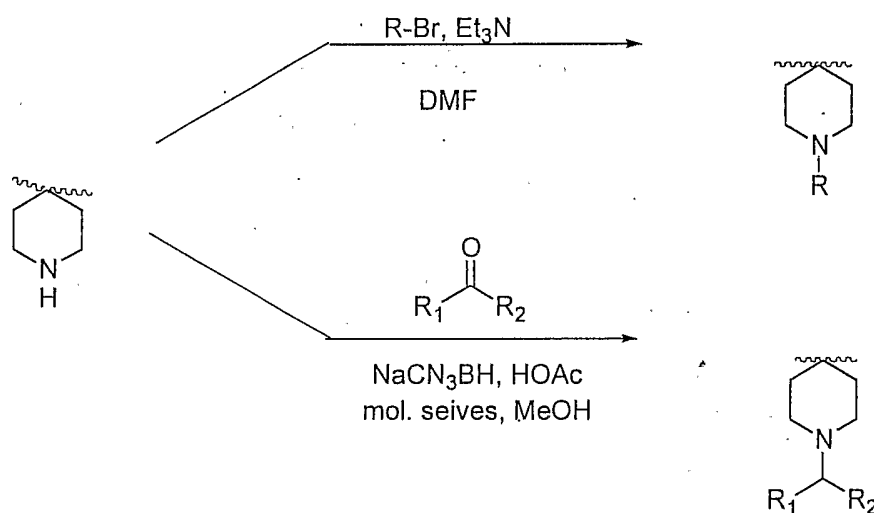
¹H-NMR (CDCl₃): d 1.00-1.78 (m, 26H), 2.33 (b, 1H), 3.05-3.30 (m, 2H), 3.53 (m, 2H).

To an ice cooled solution of compound **4** (1.00 g, 3.38 mmol) in 20 mL of CH₂Cl₂ was added 3 mL of TFA and the reaction mixture stirred at room temperature overnight. The solvent was evaporated and the residue dissolved in CHCl₃, washed with 2N NaOH, dried over K₂CO₃, filtered, and concentrated. The crude product was purified by column chromatography over silica gel (CHCl₃:MeOH:NH₃ 4:1:0.1) to give pure **5** (0.50 g, 76%).

¹H-NMR (CDCl₃): d 1.20-1.80 (m, 20H), 3.40 (d, 2H).

EXAMPLE 3 ATTACHMENT OF TAIL GROUPS

Tail groups were attached to the indene and indane head groups according to the following procedures:



General procedure for alkylation:

To a solution of the amine (1 eq) and triethylamine (1 eq) in dimethylformamide, was added 1 eq of alkyl bromide or chloride in one portion. The mixture was stirred and heated at 80°C over night. TLC indicated the reaction was complete. The reaction was quenched by the addition of water followed by 1 N NaOH to pH 10. The mixture was extracted 2x with Et₂O. The combined organic extracts were dried over potassium carbonate and the solvent evaporated, followed by chromatography to give the pure product.

General procedure for reductive amination:

To a mixture of ketone or aldehyde (1 eq), amine (1 eq), and acetic acid (1 eq) in methanol, was added sodium cyanoborohydride (1.4 eq) in one portion. The mixture was stirred over night at room temperature. TLC indicated the reaction was complete. The reaction was quenched by the addition of water followed by 1 N NaOH to pH 10. The mixture was extracted 2x with Et₂O. The combined organic extracts were dried over potassium carbonate and the solvent evaporated, followed by chromatography to give the pure product.

The following compounds were prepared by attaching the tail groups using the general procedures described:

1-(naphth-1-yl-methyl)-spiro[piperidine-4,1'-indene]

MS: m/z 326.2 (M+1).

1-(naphth-2-yl-methyl)-spiro[piperidine-4,1'-indene]

LC: 100%

MS: m/z 326.2 (M+1).

¹H-NMR (CDCl₃): δ 1.40 (d, 2H), 2.25 (dt, 2H), 2.48 (t, 2H), 3.05 (b, 2H), 3.80 (s, 2H), 6.75 (d, 1H), 6.85 (d, 1H), 7.25-7.7.60 (m, 7H), 7.80 (t, 4H).

1-(*p*-phenylbenzyl)-spiro[piperidine-4,1'-indene]

MS: m/z 352.2 (M+1)

1-(10,11-Dihydro-5H-dibenzo[a,d]-cyclohepten-5-yl)-spiro[piperidine-4,1'-indene]

LC: 100%

¹H-NMR (CDCl₃): d 1.30 (m, 2H), 2.10 (m, 2H), 2.25 (t, 2H), 2.85 (m, 4H), 4.15 (m, 3H), 6.75 (d, 1H), 6.90 (d, 1H), 7.10-7.35 (m, 12H).

1-(4,4-Bis(p-fluorophenyl)butyl)-spiro[piperidine-4,1'-indene];

MS: m/z 430.1 (M+1).

1-(3,3-Bis(phenyl)propyl)-spiro[piperidine-4,1'-indene]

LC: 100%

MS: m/z 380.2 (M+1)

¹H-NMR (CDCl₃): d 1.40 (d, 2H), 2.20-2.45 (m, 5H), 2.60 (q, 1H), 3.00 (m, 2H), 3.40 (t, 1H), 4.05 (m, 1H), 4.30 (m, 1H), 6.75 (d, 1H), 6.85 (d, 1H), 7.20-7.45 (m, 14H).

1-(p-benzyloxybenzyl)-spiro[piperidine-4,1'-indene]

MS: m/z 382.3 (M+1)

1-(2-[1,2,3,4-tetrahydronaphthyl])-spiro[piperidine-4,1'-indene]

MS: m/z 316.2 (M+1).

1-(4-[propylcyclohexyl])-spiro[piperidine-4,1'-indene]

MS: m/z 310.3 (M+1)

1-(5-methylhex-2-yl)-spiro[piperidine-4,1'-indene]

LC: 100%

MS: m/z 284.2 (M+1)

¹H-NMR (CDCl₃): d 0.80-1.65 (m, 16H), 2.20 (m, 2H), 2.65 (m, 3H), 2.90 (b, 2H), 6.85 (d, 1H), 6.80 (d, 1H), 7.20-7.40 (m, 4H).

1-(norbornan-2-yl)-spiro[piperidine-4,1'-indene]

MS: m/z 280.2 (M+1).

1-(decahydro-2-naphthyl)-spiro[piperidine-4,1'-indene]

MS: m/z 322.3 (M+1).

1-(3,3-dimethyl-1,5-dioxaspiro[5.5]undeca-9-yl)-spiro[piperidine-4,1'-indene]

MS: m/z 368.3 (M+1).

1-(cyclooctyl)-spiro[piperidine-4,1'-indene]

LC: 100%

MS: m/z

¹H-NMR (CDCl₃): d 1.20-1.90 (m, 14H), 2.20 (m, 2H), 2.40 (b, 1H), 2.65 (t, 2H), 2.75 (b, 1H), 2.90 (b, 2H), 3.85 (b, 1H), 6.75 (d, 1H), 6.85 (d, 1H), 7.20-7.40 (m, 4H).

1-[4-(1-methylethyl)-cyclohexyl]-spiro[piperidine-4,1'-indene]

MS: m/z 310.3 (M+1).

1-cyclodecyl-spiro[piperidine-4,1'-indene]

MS: m/z 324.3 (M+1)

1-(1,3-dihydroinden-2-yl)-spiro[piperidine-4,1'-indene]

MS: m/z 302.2 (M+1).

1-(cyclooctylmethyl)-spiro[piperidine-4,1'-indene]

LC: 100%

MS: m/z 310.2 (M+1)

¹H-NMR (CDCl₃): d 1.25-1.80 (m, 17H), 2.20-2.30 (m, 6H), 2.90 (d, 2H), 6.75 (d, 1H), 6.85 (d, 1H), 7.22 (m, 2H), 7.30 (d, 1H), 7.43 (d, 1H).

1-(benzyl)-spiro[piperidine-4,1'-indane]

1-(naphth-1-yl-methyl)-spiro[piperidine-4,1'-indane]

LC: 100%

MS: m/z 328.2 (M+1).

1-(naphth-2-yl-methyl)-spiro[piperidine-4,1'-indane]

LC: 100%

MS: m/z 327.8

¹H-NMR (CDCl₃): d 1.50 (bd, 2H), 2.00(m, 4H), 2.25 (t, 2H), 2.90 (m, 4H), 3.75 (s, 2H), 7.15-7.30 (m, 5H), 7.48 (m, 2H), 7.55 (d, 1H), 7.75 (s, 1H), 7.80 (m, 3H).

¹³C-NMR (CDCl₃): d 30.14, 35.22, 37.08, 46.67, 51.52, 64.04, 122.84, 124.80, 125.82, 126.19, 126.64, 126.90, 127.91, 127.99, 128.03, 128.08, 133.00, 133.59, 136.27, 143.41, 151.68.

1-(*p*-phenylbenzyl)-spiro[piperidine-4,1'-indane]

MS: m/z 354.2 (M+1).

1-(10,11-Dihydro-5H-dibenzo[a,d]-cyclohepten-5-yl)-spiro[piperidine-4,1'-indane]

LC: 100%

¹H-NMR (CDCl₃): d 1.50 (bd, 2H), 1.85 (dt, 2H), 2.05 (m, 2H), 2.80-2.95 (m, 4H), 3.05 (m, 2H), 3.50 (m, 2H), 4.02 (s, 1H), 4.20 (m, 2H), 7.10-7.35 (m, 10H), 7.43 (d, 2H).

1-(4,4-Bis(*p*-fluorophenyl)butyl)-spiro[piperidine-4,1'-indane]

MS: m/z 432.4 (M+1)

1-(3,3-Bis(phenyl)propyl)-spiro[piperidine-4,1'-indane]

MS: m/z 382.4 (M+1).

1-(2-phenyl-ethyl)-spiro[piperidine-4,1'-indane]

MS: m/z 292.1 (M+1).

1-(*p*-cyano-benzyl)-spiro[piperidine-4,1'-indane]

LC: 91.3%

MS: m/z 303.3 (M+1)

1-(*p*-benzyloxybenzyl)-spiro[piperidine-4,1'-indane]

LC: 100%

MS: *m/z* 384.3 (M+1)

1-(2-[1,2,3,4-tetrahydronaphthyl]-spiro[piperidine-4,1'-indane]

MS: *m/z* 318.3 (M+1).

1-(4-propyl-cyclohexyl)-spiro[piperidine-4,1'-indane]

MS: *m/z* 312.1 (M+1).

1-(5-methylhex-2-yl)-spiro[piperidine-4,1'-indane]

LC: 100%

MS: *m/z* 285.9 (M+1)

¹H-NMR (CDCl₃): δ 0.90 (m, 6H), 1.30 (m, 2H), 1.40 (d, 3H), 1.45-1.70 (m, 2H), 1.78 (b, 2H), 1.90 (m, 1H), 2.08 (t, 2H), 2.50 (m, 2H), 2.95 (t, 2H), 3.05 (m, 2H), 3.20 (m, 1H), 3.38 (b, 2H), 7.20-7.38 (m, 4H).

1-[norbornan-2-yl]-spiro[piperidine-4,1'-indane]

MS: 282.1 (M+1).

1-(decahydro-2-naphthyl)-spiro[piperidine-4,1'-indane]

LC: 100%

MS: *m/z* 324.4 (M+1).

1-(norbornan-7-yl)-spiro[piperidine-4,1'-indane];

MS: *m/z* 310.2 (M+1).

1-(3,3-dimethyl-1,5-dioxaspiro[5.5]undeca-9-yl)-spiro[piperidine-4,1'-indane]

LC: 100%

MS: *m/z* 370.3 (M+1).

1-(cyclooctyl)-spiro[piperidine-4,1'-indane]

LC: 100%

MS: m/z 298.2

¹H-NMR (CDCl₃): d 1.40-1.90 (m, 20H), 2.05 (t, 2H), 2.50 (m, 1H), 2.95 (m, t, 1H), 3.05 (m, 1H), 3.30 (m, 2H), 7.20-7.35 (m, 4H).

1-(4-(1-methylethyl)-cyclohexyl)-spiro[piperidine-4,1'-indane]

1-(1,3-dihydroinden-2-yl)-spiro[piperidine-4,1'-indane]

MS: m/z 304.2 (M+1).

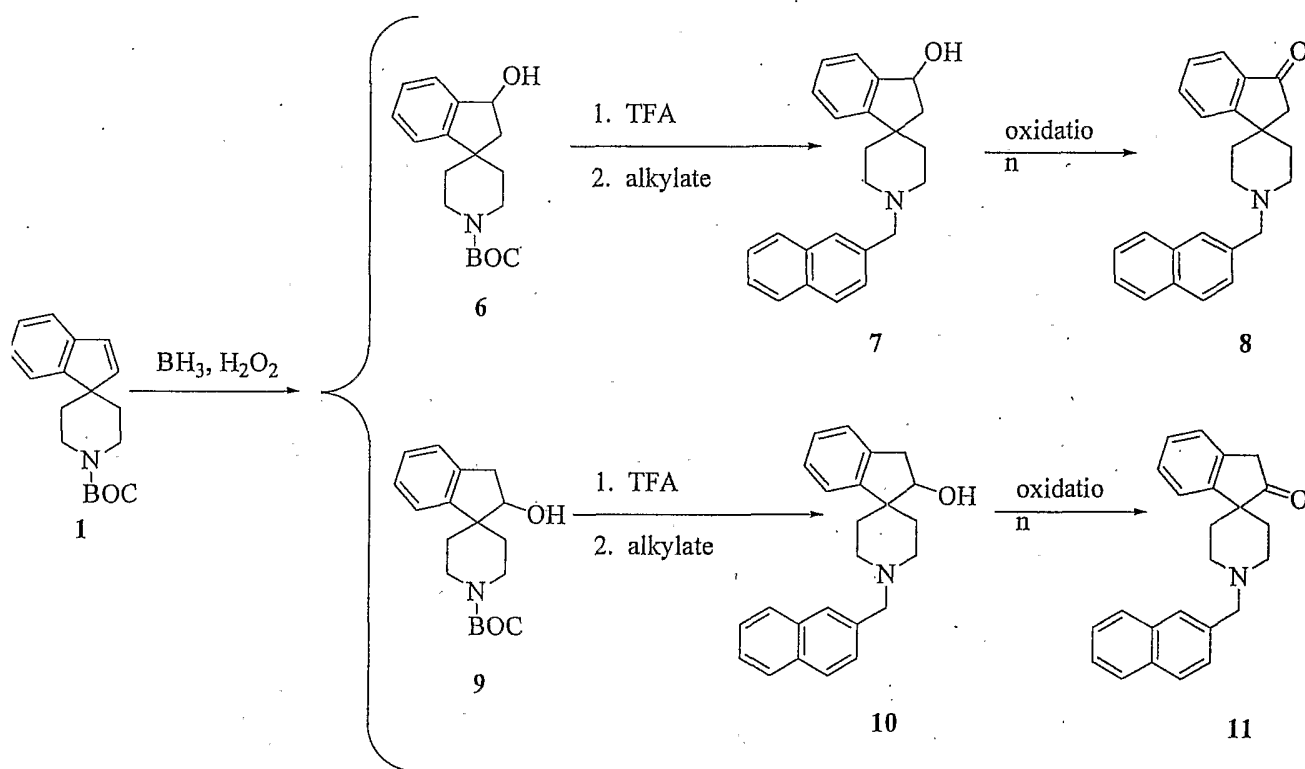
1-(cyclooctylmethyl)-spiro[piperidine-4,1'-indane]

LC: 100%

MS: m/z 312.2 (M+1)

¹H NMR (CDCl₃): d 1.20-1.27 (m, 2H), 1.44-1.74 (m, 15H), 1.93 (dt, 2H, *J* = 13, 4 Hz), 1.99 (t, 2H, *J* = 7 Hz), 2.06-2.13 (m, 4H), 2.82 (d, 2H, 12 Hz), 2.88 (t, 2H, *J* = 7 Hz), 7.12-7.24 (m, 4H).

EXAMPLE 4

Procedure:

Compounds 6 and 9 were prepared as described in US Patent No. 5,578,593.

To a solution of compound 6 (1.30 g, 4.29 mmol) in 25 mL of CH_2Cl_2 was added 1 mL of TFA and stirred at room temperature for 14 hr. The solvent was evaporated and the residue dissolved in CHCl_3 , washed with 2N NaOH, dried over K_2CO_3 , filtered, and concentrated. The crude product was purified by column chromatography over silica gel ($\text{CHCl}_3:\text{MeOH}:\text{NH}_3$ 4:1:0.1) to give the amino alcohol as a viscous oil (0.11 g, 13%). To a solution of this compound in 10 mL of THF was added Et_3N (0.5 mL) and 2-(bromomethyl)naphthalene (0.14 g, 0.63 mmol). The reaction mixture was stirred at room temperature for 14 hr, filtered and the white

solid washed with THF. The filtrate was evaporated and the residual oil purified by column chromatography (CHCl₃:MeOH 9:1) to give compound **7** as a viscous oil (0.10 g, 53%).

¹H-NMR (CDCl₃): d 1.40 (m, 1H), 1.65 (m, 1H), 1.85-2.00 (m, 2H), 2.15 (m, 1H), 2.25 (m, 2H), 2.47-2.65 (m, 2H), 2.95 (m, 2H), 3.75 (s, 2H), 5.25 (t, 1H), 7.25-7.60 (m, 7H), 7.80-7.90 (m, 4H).

To a solution of compound **7** (0.075 g, 0.218 mmol) in 10 mL of CH₂Cl₂ was added PCC (0.10 g) and the reaction mixture stirred at room temperature for 14 hr. EtOAc (25 mL) was added to the reaction mixture and filtered. The filtrate was evaporated and the residue was purified by column chromatography over silica gel twice (hexane:EtOAc 6:4) to give compound **8** (7 mg, 10%).

LC: 100%

MS: m/z 342.2 (M+1)

¹H-NMR (CDCl₃): d 1.45-1.60 (m, 2H), 2.10-2.30 (m, 4H), 2.55 (s, 2H), 2.95-3.10 (m, 2H), 3.75 (s, 2H), 7.35-7.90 (m, 11H).

¹³C-NMR (CDCl₃): d 38.63, 41.89, 48.43, 51.94, 64.04, 123.96, 124.56, 126.10, 126.45, 127.88, 128.08, 128.14, 128.19, 128.28, 128.37, 133.21, 133.74, 135.47, 136.25, 163.36, 205.79.

To a solution of compound **9** (2.00 g, 6.60 mmol) in 40 mL of CH₂Cl₂ was added 2 mL of TFA and stirred at room temperature for 16 hr. The solvent was evaporated and the residue dissolved in CHCl₃, washed with 2N NaOH, dried over K₂CO₃, filtered, and concentrated. The crude product was purified by column chromatography over silica gel (CHCl₃:MeOH:NH₃ 4:1:0.1) to give the amino alcohol as a yellowish solid (0.69 g, 51%). To a suspension of this compound (0.50 g, 2.46 mmol) in 50 mL THF was added Et₃N (0.8 mL) and 2-(bromomethyl)naphthalene (0.54 g, 2.44 mmol). The reaction mixture was stirred at room temperature for 16 hr, filtered and the solvent evaporated. The residue was purified by column chromatography (CHCl₃:MeOH 95:5) to give compound **10** as a colorless viscous oil (0.376 g, 45%).

LC: 100%

MS: m/z 344.2 (M+1)

¹H-NMR (CDCl₃): d 1.55 (b, 1H), 1.78 (m, 1H), 1.97-2.15 (m, 3H), 2.48 (m, 2H), 2.30-2.45 (m, 3H), 3.75 (m, 2H), 4.50 (m, 1H), 7.20-7.35 (m, 4H), 7.50 (m, 2H), 7.55 (d, 1H), 7.75 (s, 1H), 7.85 (m, 3H).

¹³C-NMR (CDCl₃): d 29.59, 35.49, 40.30, 50.48, 51.17, 51.67, 64.10, 123.86, 125.72, 126.05, 126.40, 127.44, 127.56, 128.02, 128.09, 128.16, 128.28, 128.35, 133.19, 133.74, 136.18, 140.10, 149.32.

To a solution of compound 10 (0.340 g, 0.99 mmol) in 15 mL of CH₂Cl₂ was added PCC (0.370 g, 1.47 mmol) and the reaction mixture stirred for 3 hr. EtOAc (20 mL) was added and the reaction mixture filtered. The filtrate was evaporated and the residue purified by column chromatography over silica gel twice (hexane:EtOAc 7:3) to give compound 11 as a yellow oil (0.200 g, 60%).

LC: 97.3%

MS: m/z 342.2 (M+1)

¹H-NMR (CDCl₃): d 1.80-2.00 (m, 4H), 2.70-2.85 (m, 4H), 3.57 (s, 2H), 3.80 (s, 2H), 7.20-7.60 (m, 7H), 7.80-7.90 (m, 4H).

¹³C-NMR (CDCl₃): d 34.59, 42.64, 49.68, 50.94, 63.90, 124.17, 125.00, 125.99, 126.37, 127.70, 127.96, 128.08, 128.09, 128.10, 128.17, 128.30, 133.19, 133.79, 135.71, 136.71, 148.04, 219.65.

Other compounds within the scope of formula (I) or (IA) of the present invention can be synthesized by analogous techniques.

EXAMPLE 5

Nociceptin affinity at the ORL1 receptor for preferred compounds was obtained using the following assay:

Membranes from recombinant HEK-293 cells expressing the human opioid receptor-like receptor (ORL-1) (Receptor Biology) were prepared by lysing cells in ice-cold hypotonic buffer (2.5 mM MgCl₂, 50 mM HEPES, pH 7.4) (10 ml/10 cm dish) followed by homogenization with a tissue grinder/teflon pestle. Membranes were collected by centrifugation at 30,000 x g for 15

min at 4°C and pellets resuspended in hypotonic buffer to a final concentration of 1-3 mg/ml. Protein concentrations were determined using the BioRad protein assay reagent with bovine serum albumen as standard. Aliquots of the ORL-1 receptor membranes were stored at -80°C.

Functional SGTPgS binding assays were conducted as follows. ORL-1 membrane solution was prepared by sequentially adding final concentrations of 0.066 mg/ml ORL-1 membrane protein, 10 mg/ml saponin, 3 mM GDP and 0.20 nM [³⁵S]GTPgS to binding buffer (100 mM NaCl, 10 mM MgCl₂, 20 mM HEPES, pH 7.4) on ice. The prepared membrane solution (190 ml/well) was transferred to 96-shallow well polypropylene plates containing 10 ml of 20x concentrated stock solutions of agonist prepared in DMSO. Plates were incubated for 30 min at room temperature with shaking. Reactions were terminated by rapid filtration onto 96-well Unifilter GF/B filter plates (Packard) using a 96-well tissue harvester (Brandel) and followed by three filtration washes with 200 ml ice-cold binding buffer (10 mM NaH₂PO₄, 10 mM Na₂HPO₄, pH 7.4). Filter plates were subsequently dried at 50°C for 2-3 hours. Fifty ml/well scintillation cocktail (BetaScint; Wallac) was added and plates were counted in a Packard Top-Count for 1 min/well.

Data was analyzed using the curve fitting functions in GraphPad PRISM[®], v. 3.0 and the results for several compounds are set forth in table 1 below:

TABLE 1	
Nociceptin Affinity	
Compound	calc K _i (nM)
1-(naphth-2-yl-methyl)-spiro[piperidine-4,1'-indene]	36
1-(<i>p</i> -benzyloxybenzyl)-spiro[piperidine-4,1'-indene]	1559
1-(norbornan-2-yl)-spiro[piperidine-4,1'-indene]	6475
1-(decahydro-2-naphthyl)-spiro[piperidine-4,1'-indene]	1288
1-(3,3-dimethyl-1,5-dioxaspiro[5.5]undeca-9-yl)-spiro[piperidine-4,1'-indene]	>10,000
1-(1,3-dihydroinden-2-yl)-spiro[piperidine-4,1'-indene]	8500
1-[4-(2-propyl)-cyclohexyl]-spiro[piperidine-4,1'-indene]	292
1-cyclodecyl-spiro[piperidine-4,1'-indene]	427
1-(10,11-Dihydro-5H-dibenzo[a,d]-cyclohepten-5-yl)-spiro[piperidine-4,1'-indene]	>10,000
1-(3,3-Bis(phenyl)propyl)-spiro[piperidine-4,1'-indene]	42

1-(2-[1,2,3,4-tetrahydronaphthyl])-spiro[piperidine-4,1'-indane]	1196
1-(5-methylhex-2-yl)-spiro[piperidine-4,1'-indane]	355
1-(cyclooctyl)-spiro[piperidine-4,1'-indane]	500
1-(cyclooctylmethyl)-spiro[piperidine-4,1'-indane]	309
1-(benzyl)-spiro[piperidine-4,1'-indane]	879
1-(naphth-1-yl-methyl)-spiro[piperidine-4,1'-indane]	146
1-(naphth-2-yl-methyl)-spiro[piperidine-4,1'-indane]	35
1-(<i>p</i> -phenylbenzyl)-spiro[piperidine-4,1'-indane]	1209
1-(10,11-Dihydro-5H-dibenzo[a,d]-cyclohepten-5-yl)-spiro[piperidine-4,1'-indane]	>10,000
1-(4,4-Bis(<i>p</i> -fluorophenyl)butyl)-spiro[piperidine-4,1'-indane]	>10,000
1-(2-phenyl-ethyl)-spiro[piperidine-4,1'-indane]	921
1-(<i>p</i> -cyano-benzyl)-spiro[piperidine-4,1'-indane]	1529
1-(<i>p</i> -benzyloxybenzyl)-spiro[piperidine-4,1'-indane]	877
1-(4-propyl-cyclohexyl)-spiro[piperidine-4,1'-indane]	2242
1-(5-methylhex-2-yl)-spiro[piperidine-4,1'-indane]	676
1-[norbornan-2-yl]-spiro[piperidine-4,1'-indane]	7211
1-(decahydro-2-naphthyl)-spiro[piperidine-4,1'-indane]	3140
1-(norbornan-7-yl)-spiro[piperidine-4,1'-indane]	913
1-(3,3-dimethyl-1,5-dioxaspiro[5.5]undeca-9-yl)-spiro[piperidine-4,1'-indane]	>10,000
1-(cyclooctyl)-spiro[piperidine-4,1'-indane]	516
1-(4-(1-methylethyl)-cyclohexyl)-spiro[piperidine-4,1'-indane]	500
1-(1,3-dihydroinden-2-yl)-spiro[piperidine-4,1'-indane]	>10,000
1-(cyclooctylmethyl)-spiro[piperidine-4,1'-indane]	153.3
1-(naphth-2-yl-methyl)-spiro[piperidine-4,1'-cis-3a, 4, 5, 6, 7, 7a-hexahydroindane]	306
1-(naphth-2-yl-methyl)-spiro[piperidine-4,1'-(2-oxo)-indane]	83
1-(naphth-2-yl-methyl)-spiro[piperidine-4,1'-(1-hydroxy)-indane]	205
1-(naphth-2-yl-methyl)-spiro[piperidine-4,1'-(3-oxo)-indane]	419

Example 5

Affinity at the μ receptor for compounds was obtained according to the following assay:

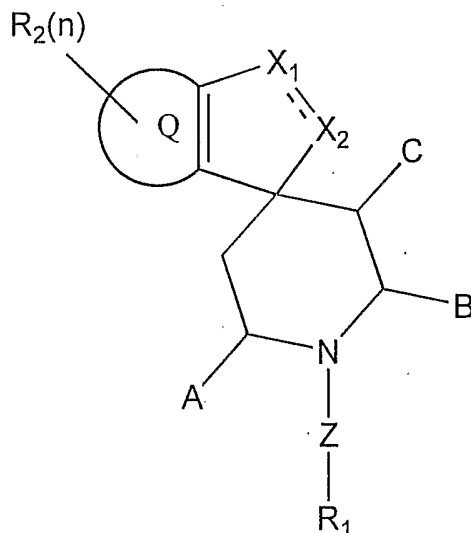
Mu opioid receptor membrane solution was prepared by sequentially adding final concentrations of 0.075 $\mu\text{g}/\mu\text{l}$ of the desired membrane protein, 10 $\mu\text{g}/\text{ml}$ saponin, 3 μM GDP and 0.20 nM [^{35}S]GTP γS to binding buffer (100 mM NaCl, 10 mM MgCl₂, 20 mM HEPES, pH 7.4) on ice. The prepared membrane solution (190 $\mu\text{l}/\text{well}$) was transferred to 96-shallow well polypropylene plates containing 10 μl of 20x concentrated stock solutions of agonist prepared in DMSO. Plates were incubated for 30 min at room temperature with shaking. Reactions were terminated by rapid filtration onto 96-well Unifilter GF/B filter plates (Packard) using a 96-well tissue harvester (Brandel) and followed by three filtration washes with 200 μl ice-cold binding buffer (10 mM NaH₂PO₄, 10 mM Na₂HPO₄, pH 7.4). Filter plates were subsequently dried at 50° C for 2-3 hours. Fifty $\mu\text{l}/\text{well}$ scintillation cocktail (MicroScint20, Packard) was added and plates were counted in a Packard Top-Count for 1 min/well.

Data were analyzed using the curve fitting functions in GraphPad PRISM™, v. 3.0 and the results for several compounds are set forth in table 2 below:

TABLE 2	
Mu Receptor Affinity	
Compound	calc K _i (nM)
1-(cyclooctyl)-spiro[piperidine-4,1'-indane]	2039
1-(naphth-1-yl-methyl)-spiro[piperidine-4,1'-indane]	1116
1-(naphth-2-yl-methyl)-spiro[piperidine-4,1'-indane]	593
1-(4-(1-methylethyl)-cyclohexyl)-spiro[piperidine-4,1'-indane]	939

What is claimed is:

1. A compound of the formula (I):



(I)

wherein:

when the dotted line is a double bond, X₁ and X₂ are independently -CW- wherein W is hydrogen, C₁₋₁₀ alkyl, C₃₋₁₂ cycloalkyl, C₃₋₁₂ cycloalkylC₁₋₄alkyl-, C₁₋₁₀ alkoxy, C₃₋₁₂ cycloalkoxy-, C₁₋₁₀ alkyl substituted with 1-3 halogen, C₃₋₁₂ cycloalkyl substituted with 1-3 halogen, C₃₋₁₂ cycloalkylC₁₋₄alkyl- substituted with 1-3 halogen, C₁₋₁₀ alkoxy substituted with 1-3 halogen, C₃₋₁₂ cycloalkoxy- substituted with 1-3 halogen, -COOV₁, -C₁₋₄COOV₁, -CH₂OH, -SO₂N(V₁)₂, hydroxyC₁₋₁₀alkyl-, hydroxyC₃₋₁₀cycloalkyl-, cyanoC₁₋₁₀alkyl-, cyanoC₃₋₁₀cycloalkyl-, -CON(V₁)₂, NH₂SO₂C₁₋₄alkyl-, NH₂SOC₁₋₄alkyl-, sulfonylaminoC₁₋₁₀alkyl-, diaminoalkyl-, -sulfonylC₁₋₄alkyl-, a 6-membered heterocyclic ring, a 6-membered heteroaromatic ring, a 6-membered heterocyclicC₁₋₄alkyl-, a 6-membered heteroaromaticC₁₋₄alkyl-, a 6-membered aromatic ring, a 6-membered aromaticC₁₋₄alkyl-, a 5-membered heterocyclic ring optionally substituted with an oxo or thio, a 5-membered heteroaromatic ring, a 5-membered heterocyclicC₁₋₄alkyl- optionally substituted with an oxo or thio, a 5-membered heteroaromaticC₁₋₄alkyl-, -C₁₋₅(=O)W₁, -C₁₋₅(=NH)W₁, -C₁₋₅NHC(=O)W₁, -C₁₋

$_5\text{NHS}(=\text{O})_2\text{W}_1$, $-\text{C}_{1-5}\text{NHS}(=\text{O})\text{W}_1$, wherein W_1 is hydrogen, C_{1-10} alkyl, C_{3-12} cycloalkyl, C_{1-10} alkoxy, C_{3-12} cycloalkoxy, $-\text{CH}_2\text{OH}$, amino, C_{1-4} alkylamino-, diC_{1-4} alkylamino-, or a 5-membered heteroaromatic ring optionally substituted with 1-3 lower alkyl;

wherein each V_1 is independently selected from H, C_{1-6} alkyl, C_{3-6} cycloalkyl, benzyl or phenyl

when the dotted line is a single bond, X_1 and X_2 are independently selected from $-\text{CHOH}-$, $-\text{CO}-$ and $-\text{CHW}$ wherein W is as defined above;

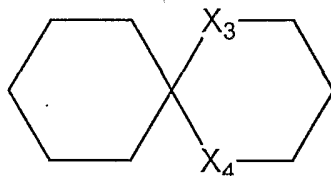
Q, with the carbon atoms to which it is attached, is a 5-8 membered cycloalkyl, 5-8 membered heterocyclic or a 6 membered aromatic or heteroaromatic group;

n is an integer from 0 to 3;

A, B and C are independently hydrogen, C_{1-10} alkyl, C_{3-12} cycloalkyl, C_{1-10} alkoxy, C_{3-12} cycloalkoxy, $-\text{CH}_2\text{OH}$, $-\text{NHSO}_2$, hydroxy C_{1-10} alkyl-, aminocarbonyl-, C_{1-4} alkylaminocarbonyl-, diC_{1-4} alkylaminocarbonyl-, acylamino-, acylaminoalkyl-, amide, sulfonylamino C_{1-10} alkyl-, or A-B can together form a C_{2-6} bridge, or B-C can together form a C_{3-7} bridge, or A-C can together form a C_{1-5} bridge;

Z is selected from the group consisting of a bond, straight or branched C_{1-6} alkylene, $-\text{NH}-$, $-\text{CH}_2\text{O}-$, $-\text{CH}_2\text{NH}-$, $-\text{CH}_2\text{N}(\text{CH}_3)-$, $-\text{NHCH}_2-$, $-\text{CH}_2\text{CONH}-$, $-\text{NHCH}_2\text{CO}-$, $-\text{CH}_2\text{CO}-$, $-\text{COCH}_2-$, $-\text{CH}_2\text{COCH}_2-$, $-\text{CH}(\text{CH}_3)-$, $-\text{CH}=\text{}$, $-\text{O}-$ and $-\text{HC}=\text{CH}-$, wherein the carbon and/or nitrogen atoms are unsubstituted or substituted with one or more lower alkyl, hydroxy, halo or alkoxy group;

R_1 is selected from the group consisting of hydrogen, C_{1-10} alkyl, C_{3-12} cycloalkyl, C_{2-10} alkenyl, amino, C_{1-10} alkylamino-, C_{3-12} cycloalkylamino-, $-\text{COOV}_1$, $-\text{C}_{1-4}\text{COOV}_1$, cyano, cyano C_{1-10} alkyl-, cyano C_{3-10} cycloalkyl-, NH_2SO_2- , $\text{NH}_2\text{SO}_2\text{C}_{1-4}$ alkyl-, $\text{NH}_2\text{SOC}_{1-4}$ alkyl-, aminocarbonyl-, C_{1-4} alkylaminocarbonyl-, diC_{1-4} alkylaminocarbonyl-, benzyl, C_{3-12} cycloalkenyl-, a monocyclic, bicyclic or tricyclic aryl or heteroaryl ring, a hetero-monocyclic ring, a hetero-bicyclic ring system, and a spiro ring system of the formula (II):



(II)

wherein X_3 and X_4 are independently selected from the group consisting of NH, O, S and CH_2 ; and wherein said alkyl, cycloalkyl, alkenyl, C_{1-10} alkylamino-, C_{3-12} cycloalkylamino-, or benzyl of R_1 is optionally substituted with 1-3 substituents selected from the group consisting of halogen, hydroxy, C_{1-10} alkyl, C_{1-10} alkoxy, nitro, trifluoromethyl-, cyano, - $COOV_1$, - $C_{1-4}COOV_1$, cyano C_{1-10} alkyl-, - $C_{1-5}(=O)W_1$, - $C_{1-5}NHS(=O)_2W_1$, - $C_{1-5}NHS(=O)W_1$, a 5-membered heteroaromatic C_{0-4} alkyl-, phenyl, benzyl, benzyloxy, said phenyl, benzyl, and benzyloxy optionally being substituted with 1-3 substituents selected from the group consisting of halogen, C_{1-10} alkyl-, C_{1-10} alkoxy-, and cyano; and wherein said C_{3-12} cycloalkyl, C_{3-12} cycloalkenyl, monocyclic, bicyclic or tricyclic aryl, heteroaryl ring, hetero-monocyclic ring, hetero-bicyclic ring system, or spiro ring system of the formula (II) is optionally substituted with 1-3 substituents selected from the group consisting of halogen, C_{1-10} alkyl, C_{1-10} alkoxy, nitro, trifluoromethyl-, phenyl, benzyl, phenyloxy and benzyloxy, wherein said phenyl, benzyl, phenyloxy or benzyloxy is optionally substituted with 1-3 substituents selected from the group consisting of halogen, C_{1-10} alkyl, C_{1-10} alkoxy, and cyano;

R_2 is selected from the group consisting of hydrogen, C_{1-10} alkyl, C_{3-12} cycloalkyl-and halogen, said alkyl or cycloalkyl optionally substituted with an oxo, amino, alkylamino or dialkylamino group;

provided that ZR_1 is not biphenyl C_{1-2} alkylene unsubstituted or substituted; or a pharmaceutically acceptable salt thereof or a solvate thereof.

2. A compound of claim 1, wherein, Q is phenyl or a 6 membered heteroaromatic group containing 1-3 nitrogen atoms
3. A compound of claim 1, wherein the dotted line is a double bond and one of X_1 and X_2 is CH and the other is not CH.
4. A compound of claim 1, wherein the dotted line is a single bond and one of X_1 and X_2 is CH_2 and the other is not CH_2 .
5. A compound of claim 1, wherein one of X_1 and X_2 is CH_2 or CH and the other is CHW or CW wherein W is - $CH_2C=ONH_2$, - $C(NH)NH_2$, pyridylmethyl, cyclopentyl, cyclohexyl, furanylmethyl, - $C=OCH_3$, - $CH_2CH_2NHC=OCH_3$, - SO_2CH_3 , $CH_2CH_2NHSO_2CH_3$,

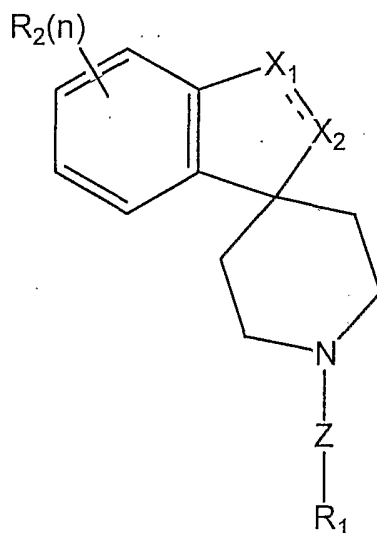
furanylcarbonyl-, methylpyrrolylcarbonyl-, diazolecarbonyl-, azolemethyl-, trifluoroethyl-, hydroxyethyl-, cyanomethyl-, oxo-oxazolemethyl-, or diazolemethyl-.

6. A compound of claim 1, wherein ZR_1 is cyclohexylethyl-, cyclohexylmethyl-, cyclopentylmethyl-, dimethylcyclohexylmethyl-, phenylethyl-, pyrrolyltrifluoroethyl-, thienyltrifluoroethyl-, pyridylethyl-, cyclopentyl-, cyclohexyl-, methoxycyclohexyl-, tetrahydropyranyl-, propylpiperidinyl-, indolylmethyl-, pyrazoylpentyl-, thiazolyethyl-, phenyltrifluoroethyl-, hydroxyhexyl-, methoxyhexyl-, isopropoxybutyl-, hexyl-, or oxocanylpropyl-.

7. A compound of claim 1, wherein at least one of ZR_1 or W is $-CH_2COOV_1$, tetrazolylmethyl-, cyanomethyl-, NH_2SO_2 methyl-, NH_2SO methyl-, aminocarbonylmethyl-, C_{1-4} alkylaminocarbonylmethyl-, or diC_{1-4} alkylaminocarbonylmethyl-.

8. A compound of claim 1, wherein ZR_1 is 3,3 diphenylpropyl optionally substituted at the 3 carbon of the propyl with $-COOV_1$, tetrazolyl C_{0-4} alkyl-, cyano-, aminocarbonyl-, C_{1-4} alkylaminocarbonyl-, or diC_{1-4} alkylaminocarbonyl-.

9. A compound of the formula (IA):



(IA)

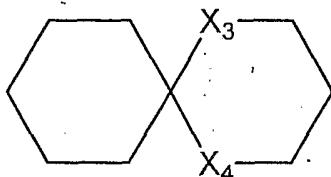
when the dotted line is a double bond, X_1 and X_2 are both $-\text{CH}-$;

when the dotted line is a single bond, X_1 and X_2 are independently selected from $-\text{CH}_2-$, $-\text{CHOH}-$, and $-\text{CO}-$;

n is an integer from 0 to 3;

Z is selected from the group consisting of a bond, $-\text{CH}_2-$, $-\text{NH}-$, $-\text{CH}_2\text{O}-$, $-\text{CH}_2\text{CH}_2-$, $-\text{CH}_2\text{NH}-$, $-\text{CH}_2\text{N}(\text{CH}_3)-$, $-\text{NHCH}_2-$, $-\text{CH}_2\text{CONH}-$, $-\text{NHCH}_2\text{CO}-$, $-\text{CH}_2\text{CO}-$, $-\text{COCH}_2-$, $-\text{CH}_2\text{COCH}_2-$, $-\text{CH}(\text{CH}_3)-$, $-\text{CH}=\text{}$, and $-\text{HC}=\text{CH}-$, wherein the carbon and/or nitrogen atoms are unsubstituted or substituted with a lower alkyl, halogen, hydroxy or alkoxy group;

R_1 is selected from the group consisting of hydrogen, C_{1-10} alkyl, C_{3-12} cycloalkyl, C_{2-10} alkenyl, amino, C_{1-10} alkylamino, C_{3-12} cycloalkylamino, benzyl, C_{3-12} cycloalkenyl, a monocyclic, bicyclic or tricyclic aryl or heteroaryl ring, a heteromonocyclic ring, a heterobicyclic ring system, and a spiro ring system of the formula (II):



(II)

wherein X_3 and X_4 are independently selected from the group consisting of NH , O , S and CH_2 ;

wherein said alkyl, cycloalkyl, alkenyl, C_{1-10} alkylamino, C_{3-12} cycloalkylamino, or benzyl is optionally substituted with 1-3 substituents selected from the group consisting of halogen, C_{1-10} alkyl, C_{1-10} alkoxy, nitro, trifluoromethyl; cyano, phenyl, benzyl, benzyloxy, said phenyl, benzyl, and benzyloxy optionally being substituted with 1-3 substituents selected from the group consisting of halogen, C_{1-10} alkyl, C_{1-10} alkoxy, and cyano;

wherein said C_{3-12} cycloalkyl, C_{3-12} cycloalkenyl, monocyclic, bicyclic or tricyclic aryl, heteroaryl ring, heteromonocyclic ring, heterobicyclic ring system, and spiro ring system of the formula (II) are optionally substituted with 1-3 substituents selected from the group consisting of halogen, C_{1-10} alkyl, C_{1-10} alkoxy, nitro, trifluoromethyl, phenyl, benzyl, phenyloxy and benzyloxy, wherein said phenyl, benzyl, phenyloxy and benzyloxy are optionally substituted with 1-3 substituents selected from the group consisting of halogen, C_{1-10} alkyl, C_{1-10} alkoxy, and cyano;

R_2 is selected from the group consisting of hydrogen, C_{1-10} alkyl, C_{3-12} cycloalkyl and halogen, said alkyl optionally substituted with an oxo group;

provided that ZR_1 is not biphenylmethyl;
or a pharmaceutically acceptable salt thereof.

10. A compound of claim 9, wherein R_1 is alkyl selected from the group consisting of methyl, ethyl, propyl, butyl, pentyl and hexyl.
11. A compound of claim 9, wherein R_1 is cycloalkyl selected from the group consisting of cyclohexyl, cycloheptyl, cyclooctyl, cyclononyl, cyclodecyl and norbornyl.
12. A compound of claim 9, wherein R_1 is tetrahydronaphthyl, decahydronaphthyl or dibenzocycloheptyl.
13. A compound of claim 9, wherein R_1 is phenyl or benzyl.
14. A compound of claim 9, wherein R_1 is a bicyclic aromatic ring.
15. A compound of claim 14, wherein R_1 is quinoline, naphthyl or indenyl.
16. A compound of claim 9, wherein Z is a bond, methyl, or ethyl.
17. A compound of claim 9, wherein n is 0.
18. A compound of claim 9, wherein X_3 and X_4 are both O.
19. A compound of claim 9, wherein the dotted line is a double bond.
20. A compound selected from the group consisting of:
 - 1-(naphth-2-yl-methyl)-spiro[piperidine-4,1'-indene];
 - 1-(*p*-benzyloxybenzyl)-spiro[piperidine-4,1'-indene];
 - 1-(norbornan-2-yl)-spiro[piperidine-4,1'-indene];
 - 1-(decahydro-2-naphthyl)-spiro[piperidine-4,1'-indene];
 - 1-(3,3-dimethyl-1,5-dioxaspiro[5.5]undeca-9-yl)-spiro[piperidine-4,1'-indene];
 - 1-(1,3-dihydroinden-2-yl)-spiro[piperidine-4,1'-indene];
 - 1-[4-(1-methylethyl)-cyclohexyl]-spiro[piperidine-4,1'-indene];
 - 1-cyclodecyl-spiro[piperidine-4,1'-indene];

1-(naphth-1-yl-methyl)-spiro[piperidine-4,1'-indene];
1-(*p*-phenylbenzyl)-spiro[piperidine-4,1'-indene];
1-(10,11-Dihydro-5H-dibenzo[a,d]-cyclohepten-5-yl)-spiro[piperidine-4,1'-indene];
1-(4,4-Bis(*p*-fluorophenyl)butyl)-spiro[piperidine-4,1'-indene];
1-(3,3-Bis(phenyl)propyl)-spiro[piperidine-4,1'-indene];
1-(2-[1,2,3,4-tetrahydronaphthyl])-spiro[piperidine-4,1'-indene];
1-(4-[propylcyclohexyl])-spiro[piperidine-4,1'-indene];
1-(5-methylhex-2-yl)-spiro[piperidine-4,1'-indene];
1-(cyclooctyl)-spiro[piperidine-4,1'-indene];
1-(cyclooctylmethyl)-spiro[piperidine-4,1'-indene];
1-(benzyl)-spiro[piperidine-4,1'-indane];
1-(naphth-1-yl-methyl)-spiro[piperidine-4,1'-indane];
1-(naphth-2-yl-methyl)-spiro[piperidine-4,1'-indane];
1-(*p*-phenylbenzyl)-spiro[piperidine-4,1'-indane];
1-(10,11-Dihydro-5H-dibenzo[a,d]-cyclohepten-5-yl)-spiro[piperidine-4,1'-indane];
1-(4,4-Bis(*p*-fluorophenyl)butyl)-spiro[piperidine-4,1'-indane];
1-(3,3-Bis(phenyl)propyl)-spiro[piperidine-4,1'-indane];
1-(2-phenyl-ethyl)-spiro[piperidine-4,1'-indane];
1-(*p*-cyano-benzyl)-spiro[piperidine-4,1'-indane];
1-(*p*-benzyloxybenzyl)-spiro[piperidine-4,1'-indane];
1-(2-[1,2,3,4-tetrahydronaphthyl])-spiro[piperidine-4,1'-indane];
1-(4-propyl-cyclohexyl)-spiro[piperidine-4,1'-indane];
1-(5-methylhex-2-yl)-spiro[piperidine-4,1'-indane];
1-[norbornan-2-yl]-spiro[piperidine-4,1'-indane];
1-(decahydro-2-naphthyl)-spiro[piperidine-4,1'-indane];
1-(norbornan-7-yl)-spiro[piperidine-4,1'-indane];
1-(3,3-dimethyl-1,5-dioxaspiro[5.5]undeca-9-yl)-spiro[piperidine-4,1'-indane];
1-(cyclooctyl)-spiro[piperidine-4,1'-indane];
1-(4-(1-methylethyl)-cyclohexyl)-spiro[piperidine-4,1'-indane];
1-(1,3-dihydroinden-2-yl)-spiro[piperidine-4,1'-indane];
1-(cyclooctylmethyl)-spiro[piperidine-4,1'-indane];
1-(naphth-2-yl-methyl)-spiro[piperidine-4,1'-cis-3a, 4, 5, 6, 7, 7a-hexahydroindane];
1-(naphth-2-yl-methyl)-spiro[piperidine-4,1'-(2-oxo)-indane];
1-(naphth-2-yl-methyl)-spiro[piperidine-4,1'-(1-hydroxy)-indane];
1-(naphth-2-yl-methyl)-spiro[piperidine-4,1'-(3-oxo)-indane]; and

pharmaceutically acceptable salts thereof.

21. A pharmaceutical composition comprising a compound of claim 1 and at least one pharmaceutically acceptable excipient.

22. A method of treating pain comprising administering to a patient in need thereof, an effective amount of an analgesic compound according to claim 1.

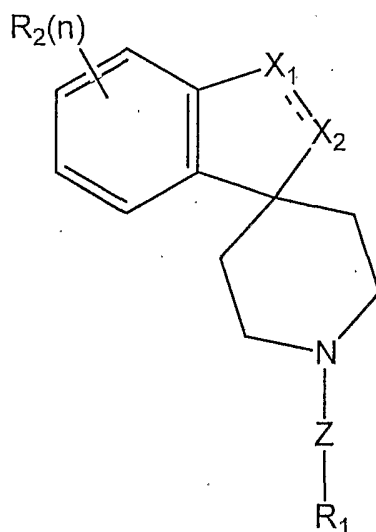
23. A method of modulating a pharmacological response from the ORL1 receptor comprising administering to a patient in need thereof an effective amount of a compound according to claim 1.

24. A pharmaceutical composition comprising a compound of claim 9 and at least one pharmaceutically acceptable excipient.

25. A method of treating pain comprising administering to a patient in need thereof, an effective amount of an analgesic compound according to claim 9.

26. A method of modulating a pharmacological response from the ORL1 receptor comprising administering to a patient in need thereof, an effective amount of a compound according to claim 9.

27. A compound of the formula (IA):



(IA)

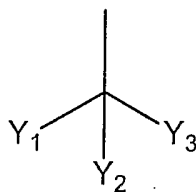
when the dotted line is a double bond, X_1 and X_2 are both $-CH-$;

when the dotted line is a single bond, X_1 and X_2 are independently selected from $-CH_2-$, $-CHOH-$, and $-CO-$;

R_2 is selected from the group consisting of hydrogen, C_{1-10} alkyl, C_{3-12} cycloalkyl and halogen, said alkyl optionally substituted with an oxo group;

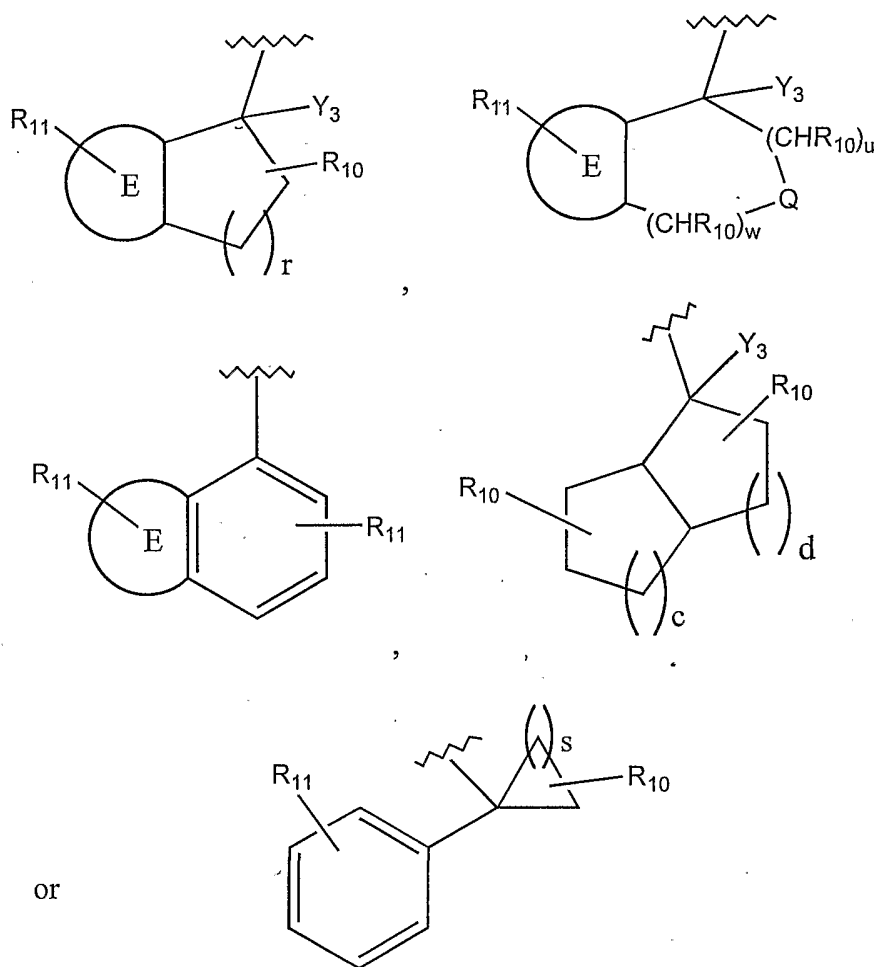
n is an integer from 0 to 3;

ZR_1 is the following



wherein

Y_1 is $R_3-(C_1-C_{12})$ alkyl, R_4 -aryl, R_5 -heteroaryl, $R_6-(C_3-C_{12})$ cyclo-alkyl, $R_7-(C_3-C_7)$ heterocycloalkyl, $-CO_2(C_1-C_6)$ alkyl, CN or $-C(O)NR_8R_9$; Y_2 is hydrogen or Y_1 ; Y_3 is hydrogen or (C_1-C_6) alkyl; or Y_1 , Y_2 and Y_3 , together with the carbon to which they are attached, form one of the following structures:



wherein r is 0 to 3; w and u are each 0-3, provided that the sum of w and u is 1-3; c and d are independently 1 or 2; s is 1 to 5; and ring E is a fused R₄-phenyl or R₅-heteroaryl ring;

R₁₀ is 1 to 3 substituents independently selected from the group consisting of H, (C₁-C₆)alkyl, -OR₈, -(C₁-C₆)alkyl-OR₈, -NR₈R₉ and -(C₁-C₆)alkyl-NR₈R₉;

R₁₁ is 1 to 3 substituents independently selected from the group consisting of R₁₀, -CF₃, -OCF₃, NO₂ and halo, or R₁₁ substituents on adjacent ring carbon atoms may together form a methylenedioxy or ethylenedioxy ring;

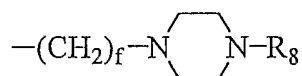
R₈ and R₉ are independently selected from the group consisting of hydrogen, (C₁-C₆)alkyl, (C₃-C₁₂)cycloalkyl, aryl and aryl(C₁-C₆)alkyl;

R₃ is 1 to 3 substituents independently selected from the group consisting of H, R₄-aryl, R₆-(C₃-C₁₂)cycloalkyl, R₅-heteroaryl, R₇-(C₃-C₇)heterocycloalkyl, -NR₈R₉, -OR₁₂ and -

$S(O)_{0-2}R_{12}$;

R_6 is 1 to 3 substituents independently selected from the group consisting of H, (C_1-C_6) alkyl, R_4 -aryl, $-NR_8R_9$, $-OR_{12}$ and $-SR_{12}$;

R_4 is 1 to 3 substituents independently selected from the group consisting of hydrogen, halo, (C_1-C_6) alkyl, R_{13} -aryl, (C_3-C_{12}) cycloalkyl, $-CN$, $-CF_3$, $-OR_8$, $-(C_1-C_6)$ alkyl- OR_8 , $-OCF_3$, $-NR_8R_9$, $-(C_1-C_6)$ alkyl- NR_8R_9 , $-NHSO_2R_8$, $-SO_2N(R_{14})_2$, $-SO_2R_8$, $-SOR_8$, $-SR_8$, $-NO_2$, $-CONR_8R_9$, $-NR_9COR_8$, $-COR_8$, $-COCF_3$, $-OCOR_8$, $-OCO_2R_8$, $-COOR_8$, $-(C_1-C_6)$ alkyl- $NHCOOC(CH_3)_3$, $-(C_1-C_6)$ alkyl- $NHCOCF_3$, $-(C_1-C_6)$ alkyl- $NHSO_2-(C_1-C_6)$ alkyl, $-(C_1-C_6)$ alkyl- $NHCONH-(C_1-C_6)$ -alkyl and



wherein f is 0 to 6; or R_4 substituents on adjacent ring carbon atoms may together form a methylenedioxy or ethylenedioxy ring;

R_5 is 1 to 3 substituents independently selected from the group consisting of hydrogen, halo, (C_1-C_6) alkyl, R_{13} -aryl, (C_3-C_{12}) cycloalkyl, $-CN$, $-CF_3$, $-OR_8$, $-(C_1-C_6)$ alkyl- OR_8 , $-OCF_3$, $-NR_8R_9$, $-(C_1-C_6)$ alkyl- NR_8R_9 , $-NHSO_2R_8$, $-SO_2N(R_{14})_2$, $-NO_2$, $-CONR_8R_9$, $-NR_9COR_8$, $-COR_8$, $-OCOR_8$, $-OCO_2R_8$ and $-COOR_8$;

R_7 is H, (C_1-C_6) alkyl, $-OR_8$, $-(C_1-C_6)$ alkyl- OR_8 , $-NR_8R_9$ or $-(C_1-C_6)$ alkyl- NR_8R_9 ;

R_{12} is H, (C_1-C_6) alkyl, R_4 -aryl, $-(C_1-C_6)$ alkyl- OR_8 , $-(C_1-C_6)$ alkyl- NR_8R_9 , $-(C_1-C_6)$ alkyl- SR_8 , or aryl (C_1-C_6) alkyl;

R_{13} is 1-3 substituents independently selected from the group consisting of H, (C_1-C_6) alkyl, (C_1-C_6) alkoxy and halo;

R_{14} is independently selected from the group consisting of H, (C_1-C_6) alkyl and $R_{13}-C_6H_4-CH_2-$;

provided that ZR_1 is not biphenylmethyl;

or a pharmaceutically acceptable salt thereof.

28. A pharmaceutical composition comprising a compound of claim 27 and at least one pharmaceutically acceptable excipient.

29. A method of treating pain comprising administering to a patient in need thereof, an effective amount of an analgesic compound according to claim 27.

30. A method of modulating a pharmacological response from the ORL1 receptor comprising administering to a patient in need thereof, an effective amount of a compound according to claim 27.
31. A method of modulating a pharmacological response from an opioid receptor comprising administering to a patient in need thereof, an effective amount of a compound according to claim 1.
32. A method of modulating a pharmacological response from an opioid receptor comprising administering to a patient in need thereof, an effective amount of a compound according to claim 9.
33. A method of modulating a pharmacological response from an opioid receptor comprising administering to a patient in need thereof, an effective amount of a compound according to claim 27.

INTERNATIONAL SEARCH REPORT

International application No.

PCT/US02/12357

A. CLASSIFICATION OF SUBJECT MATTER		
IPC(7) :A61K 31/438, 31/498 ; C07D 221/20, 471/02		
US CL :514/278, 247 ; 546/17, 15 ; 544/6, 230		
According to International Patent Classification (IPC) or to both national classification and IPC		
B. FIELDS SEARCHED		
Minimum documentation searched (classification system followed by classification symbols)		
U.S. : 514/278, 247 ; 546/17, 15 ; 544/6, 230		
Documentation searched other than minimum documentation to the extent that such documents are included in the fields searched		
Electronic data base consulted during the international search (name of data base and, where practicable, search terms used)		
CAS ONLINE		
C. DOCUMENTS CONSIDERED TO BE RELEVANT		
Category*	Citation of document, with indication, where appropriate, of the relevant passages	Relevant to claim No.
Y	CUSTERS, F.G.J. et al.: Vesamicol and some of its derivatives: Questionable ligands for selectively labelling acetylcholine transporters in rat brain. Eur. J. Pharmacol. 1997, Volume 338, pages 177-183, especially structures 3 and 5 in fig. 1 on page 178.	1,2,9,16,17,19
A	WO 01/07050 A1 [SCHERING CORPORATION] 01 February 2001 (01.02.01), page 60 and claims 1-12.	1-33
<input type="checkbox"/> Further documents are listed in the continuation of Box C. <input type="checkbox"/> See patent family annex.		
* Special categories of cited documents:	"T"	later document published after the international filing date or priority date and not in conflict with the application but cited to understand the principle or theory underlying the invention
"A" document defining the general state of the art which is not considered to be of particular relevance	"X"	document of particular relevance; the claimed invention cannot be considered novel or cannot be considered to involve an inventive step when the document is taken alone
"E" earlier document published on or after the international filing date	"Y"	document of particular relevance; the claimed invention cannot be considered to involve an inventive step when the document is combined with one or more other such documents, such combination being obvious to a person skilled in the art
"L" document which may throw doubts on priority claim(s) or which is cited to establish the publication date of another citation or other special reason (as specified)	"&"	document member of the same patent family
"O" document referring to an oral disclosure, use, exhibition or other means		
"P" document published prior to the international filing date but later than the priority date claimed		
Date of the actual completion of the international search	Date of mailing of the international search report	
07 AUGUST 2002	18 SEP 2002	
Name and mailing address of the ISA/US Commissioner of Patents and Trademarks Box PCT Washington, D.C. 20231	Authorized officer	
Facsimile No. (703) 305-3230	CHANA AULAKH	
	Telephone No. (703) 305-1235	

INTERNATIONAL SEARCH REPORT

International application No.

PCT/US02/12357

Box I Observations where certain claims were found unsearchable (Continuation of item 1 of first sheet)

This international report has not been established in respect of certain claims under Article 17(2)(a) for the following reasons:

1. Claims Nos.:
because they relate to subject matter not required to be searched by this Authority, namely:

2. Claims Nos.:
because they relate to parts of the international application that do not comply with the prescribed requirements to such an extent that no meaningful international search can be carried out, specifically:

3. Claims Nos.:
because they are dependent claims and are not drafted in accordance with the second and third sentences of Rule 6.4(a).

Box II Observations where unity of invention is lacking (Continuation of item 2 of first sheet)

This International Searching Authority found multiple inventions in this international application, as follows:

Please See Extra Sheet.

1. As all required additional search fees were timely paid by the applicant, this international search report covers all searchable claims.
2. As all searchable claims could be searched without effort justifying an additional fee, this Authority did not invite payment of any additional fee.
3. As only some of the required additional search fees were timely paid by the applicant, this international search report covers only those claims for which fees were paid, specifically claims Nos.:

4. No required additional search fees were timely paid by the applicant. Consequently, this international search report is restricted to the invention first mentioned in the claims; it is covered by claims Nos.:

Remark on Protest

The additional search fees were accompanied by the applicant's protest.

No protest accompanied the payment of additional search fees.

INTERNATIONAL SEARCH REPORT

International application No.
PCT/US02/12357

BOX II. OBSERVATIONS WHERE UNITY OF INVENTION WAS LACKING

This ISA found multiple inventions as follows:

This application contains claims directed to more than one species of the generic invention. These species are deemed to lack Unity of Invention because they are not so linked as to form a single inventive concept under PCT Rule 13.1. The species are as follows:

I. Compounds of formula (I) where Q forms a 6-membered aromatic ring, pharmaceutical compositions containing these compounds and a method of using these compounds, classified in class 546, subclass 17.

II. Compounds of formula (I) where Q forms a 6-membered heteroaromatic ring, pharmaceutical compositions containing these compounds and a method of using these compounds, classified in class 546, subclass 15.

III. Compounds of formula (I) where Q forms a 5 to 8-membered cycloalkyl ring, pharmaceutical compositions containing these compounds and a method of using these compounds, classified in class 544, subclass 230.

IV. Compounds of formula (I) where Q forms a 5 to 8-membered heterocyclic ring, pharmaceutical compositions containing these compounds and a method of using these compounds, classified in class 544, subclass 6.

The claims are deemed to correspond to the species listed above in the following manner:

Species I : Claims 9-20, 24-30, 32 and 33

The following claims are generic: Claims 1-8, 21-23 and 31

The species listed above do not relate to a single inventive concept under PCT Rule 13.1 because, under PCT Rule 13.2, the species lack the same or corresponding special technical features for the following reasons:

There is no common core which in the Markush Practice, is a significant structural element shared by all of the alternatives; see PCT Administrative Instructions Annex B Part I (f) (i) (B) (1).