



US00D741084S

(12) **United States Design Patent**
Stankus

(10) **Patent No.:** **US D741,084 S**

(45) **Date of Patent:** **** Oct. 20, 2015**

(54) **BLIND UNIT FOR A YACHT DECK HATCH**

(71) Applicant: **OCEANAIR MARINE LTD**, Selsey,
Chichester (GB)

(72) Inventor: **Philip John Stankus**, Coldwaltham
(GB)

(73) Assignee: **Oceanair Marine Limited**,
Coldwaltham, West Sussex (GB)

(**) Term: **14 Years**

(21) Appl. No.: **29/467,986**

(22) Filed: **Sep. 25, 2013**

(30) **Foreign Application Priority Data**

Mar. 26, 2013 (GB) 4029225

(51) **LOC (10) Cl.** **06-10**

(52) **U.S. Cl.**
USPC **D6/575**

(58) **Field of Classification Search**

USPC D6/575, 576, 577, 578, 579, 580, 581;
D8/369, 376; D12/300, 315, 317, 318;
160/84.01, 84.02, 84.03, 84.04, 84.05,
160/84.06, 84.07, 84.08, 107, 108, 111,
160/113, 130, 133, 354, 370.21, 392
CPC E06B 3/285; E06B 9/24; E06B 9/262;
A47H 2201/01; A47H 23/00

See application file for complete search history.

(56) **References Cited**

U.S. PATENT DOCUMENTS

1,460,529 A * 7/1923 Bishop 296/139
1,701,848 A * 2/1929 Hickman 160/225
D217,743 S * 6/1970 Butler D12/317
4,687,039 A * 8/1987 Chumbley 160/84.04
D310,508 S * 9/1990 Brown et al. D12/317

5,076,188 A * 12/1991 Burroughs 114/201 R
D334,377 S * 3/1993 Riddles et al. D12/317
D334,501 S * 4/1993 Slocomb, Jr. D25/48.7
D490,041 S * 5/2004 Hord D12/317
6,832,641 B1 * 12/2004 Sanz et al. 160/90
D506,430 S * 6/2005 de Rover D12/300
8,220,521 B2 * 7/2012 Tischer et al. 160/310
2005/0173077 A1 * 8/2005 Nicolosi 160/84.02
2007/0221339 A1 * 9/2007 Elbs et al. 160/84.02
2008/0148638 A1 * 6/2008 Knowles 49/70
2009/0205787 A1 * 8/2009 Allsopp 160/84.01
2009/0277592 A1 * 11/2009 Okachi et al. 160/84.06
2009/0314439 A1 * 12/2009 Waters 160/84.02

FOREIGN PATENT DOCUMENTS

GB 2431426 A * 4/2007

* cited by examiner

Primary Examiner — Karen S Acker

Assistant Examiner — Wendy Arminio

(74) *Attorney, Agent, or Firm* — Gable Gotwals

(57) **CLAIM**

I claim the ornamental design for a blind unit for a yacht deck hatch, as shown and described.

DESCRIPTION

FIG. 1 is a perspective view of the blind unit for a yacht deck hatch showing my new design;

FIG. 2 is a top plan view thereof;

FIG. 3 is a bottom plan view thereof;

FIG. 4 is a rear view from one end thereof;

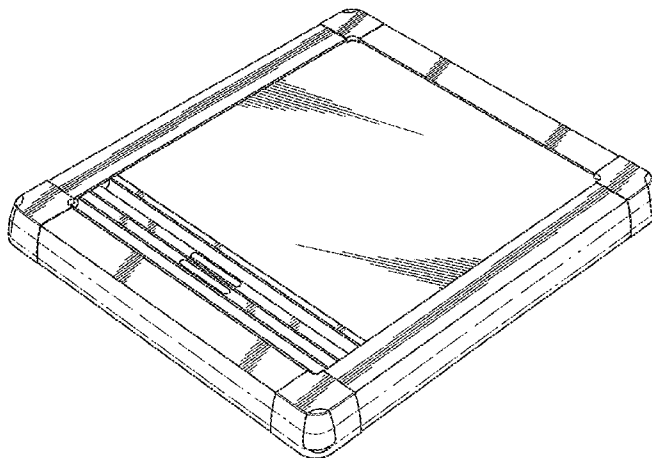
FIG. 5 is a front view from the opposite end thereof;

FIG. 6 is a left side view thereof; and,

FIG. 7 is a right side view from the other side thereof.

The broken lines in the drawings depict portions of the blind unit for a yacht deck hatch that form no part of the claimed design. The blind unit for a yacht deck hatch is shown in a closed position.

1 Claim, 4 Drawing Sheets



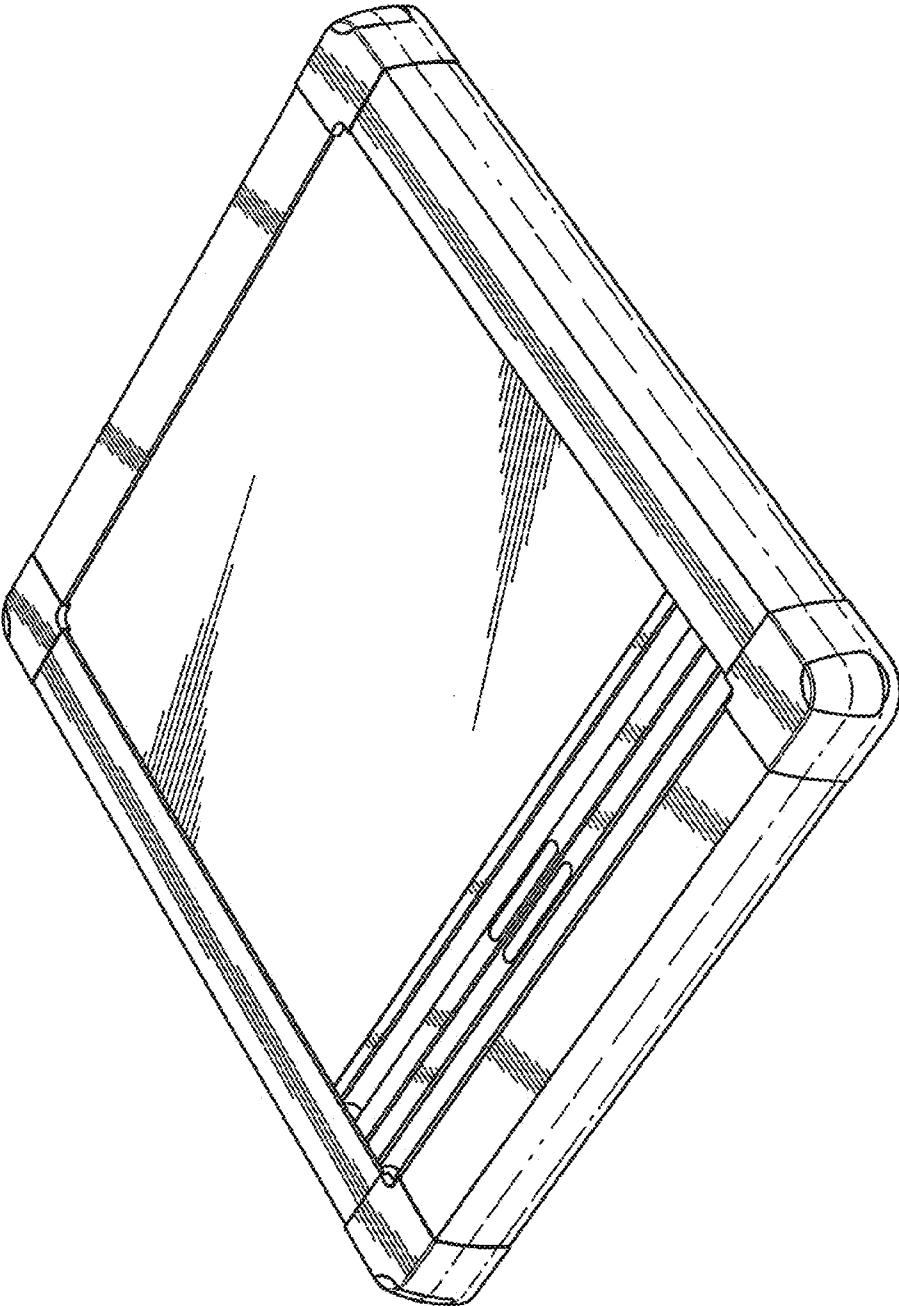


FIG. 1

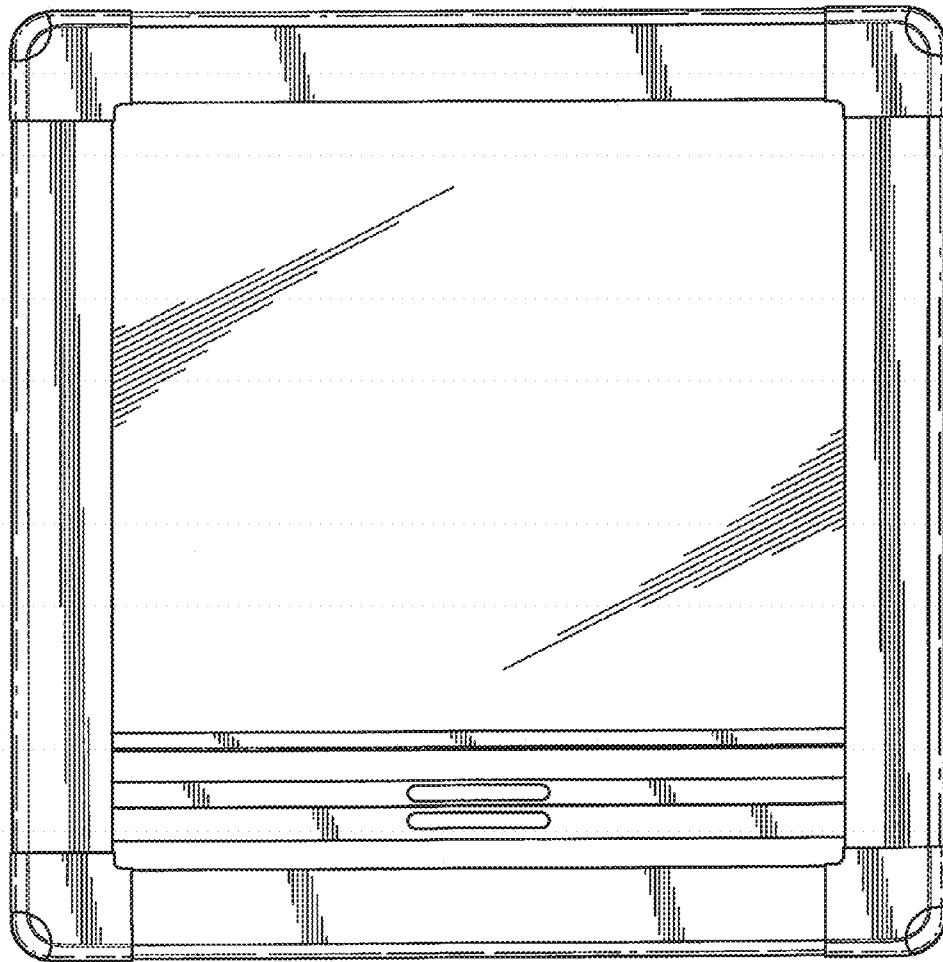


FIG. 2

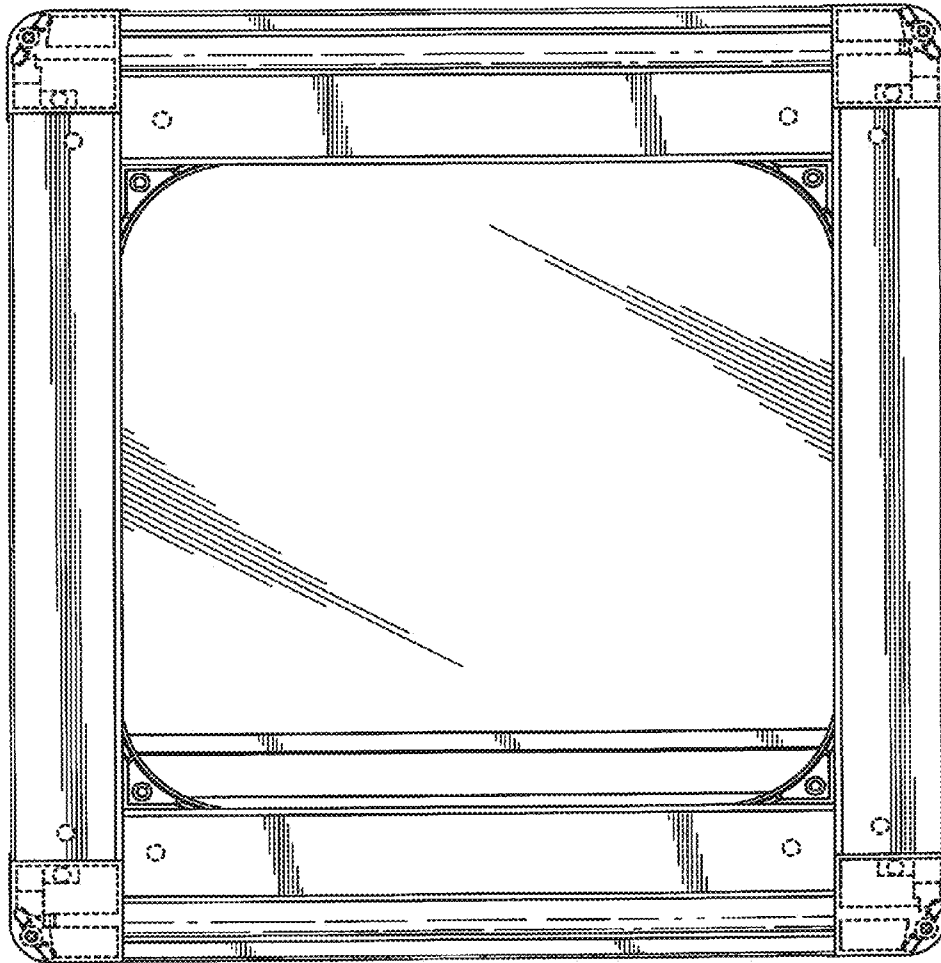


FIG. 3



FIG. 4



FIG. 5



FIG. 6



FIG. 7