



AU9532866

(12) PATENT ABRIDGMENT (11) Document No. AU-B-32866/95
(19) AUSTRALIAN PATENT OFFICE (10) Acceptance No. 699124

- (54) Title
METHOD OF GENERATING A SECURITY DESIGN WITH THE AID OF ELECTRONIC MEANS
- International Patent Classification(s)
(51)⁶ **B42D 015/10 B41M 003/14**
- (21) Application No. : **32866/95** (22) Application Date : **26.09.95**
- (30) Priority Data
- (31) Number (32) Date (33) Country
3264/94 01.11.94 CH SWITZERLAND
- (43) Publication Date : **09.05.96**
- (44) Publication Date of Accepted Application : **26.11.98**
- (71) Applicant(s)
DE LA RUE GIORI S.A.
- (72) Inventor(s)
LAN GUEX; LAURENT MATHYS
- (74) Attorney or Agent
GRIFFITH HACK , GPO Box 1285K, MELBOURNE VIC 3001
- (56) Prior Art Documents
GB 1138011
DE 3602563
US 1390959
- (57) Claim

1. A method for generating, with the aid of electronic means, a security design intended to be printed on paper securities, especially banknotes and currency papers, and composed of multiple lines, wherein the following steps are carried out:

a) a uniform background is generated, consisting of parallel straight lines such that the distance between the longitudinal mid-axes of two consecutive lines, designated as the spacing d_0 between two lines, is constant and such that the width l_0 of the line strokes is also constant, thus determining a constant ratio $r_0 = l_0/d_0$,

b) the background is modified by modulating the spacing d_0 between the lines according to a non-progressive modulation function whose parameters are chosen beforehand,

c) the width of the line strokes is modified such that the ratio of the width l_n of the stroke of a line to its spacing d_n with the following line is equal to the constant ratio $l_n/d_n = r_0$.

AUSTRALIA
Patents Act 1990

COMPLETE SPECIFICATION
STANDARD PATENT

Applicant(s):

DE LA RUE GIORI S.A.

Invention Title:

METHOD OF GENERATING A SECURITY DESIGN
WITH THE AID OF ELECTRONIC MEANS

The following statement is a full description of this invention, including the best method of performing it known to me/us:

Method of generating a security design with the aid of
electronic means.

FIELD OF THE INVENTION

The present invention relates to a method for
5 generating, with the aid of electronic means, a
security design intended to be printed on paper
securities, especially banknotes and currency papers,
and composed of multiple lines, as well as to a
printing plate and to a paper security bearing at least
10 one design generated by implementing the method.

PRIOR ART

For the purpose of making it difficult, or even
15 impossible, to reproduce paper securities, especially
banknotes, currency papers, shares, postage stamps,
etc., one tries to build in security elements. Thus, it
has been proposed to resort separately or in combina-
tion to various means, namely: the use of a special
20 watermarked paper, the incorporation into the paper of
a metal or other security element, the creation of
designs which are extremely expensive to counterfeit,
making the expected gain from such counterfeiting a
chance affair, the use of colors and of color shades
25 which are difficult to reproduce, etc.

Technological progress in relation to photo-
copiers and scanners is such that several of these

means are no longer adequate to thwart the malevolent intentions of counterfeiters. Since the appearance of high-performance color photocopiers, the manufacturers of such paper securities have concentrated on creating
5 zones forming moiré fringes during digital copying, for example with a color photocopier, of a document. These moiré fringes distort the original image and provide an indication that this is a copy.

The moiré fringes appear when lines which are
10 or are not parallel, spaced apart by a distance of the magnitude of the sampling point, lie in perpendicular alignment to one of the sampling axes of the machine. The reading of the information is disturbed and the original image is distorted and, in particular, non-
15 uniform modifications of the hues and colors are found. The appearance of such moiré fringes is difficult to forecast since it depends on the characteristics and settings of the apparatus used for reproduction.

In EP-A-0,204,552, a security design is
20 described comprising areas formed by non-parallel strokes, whose width and/or distancing vary.

In EP-A-0,353,974, security zones on paper securities are described comprising areas formed by parallel strokes, certain parts of which are distorted
25 as regards the width and/or the shape of the stroke in order to form images, hidden or otherwise.

SUMMARY OF THE INVENTION

30 The choosing of particular security designs makes it possible to bring about the appearance of moiré fringes. The purpose of the present invention is to propose a method making it possible to generate designs forming moiré fringes during digital copying
35 thereof. The invention therefore proposes a method of generating designs which is based on multiple lines.

The method according to the invention is such that the following steps are carried out:

a) a uniform background is generated, consisting of parallel straight lines such that the distance between the longitudinal mid-axes of two consecutive lines, designated as the spacing d_0 between two lines, is constant and such that the width l_0 of the line strokes is also constant, thus determining a constant ratio $r_0 = l_0/d_0$,

b) the background is modified by modulating the spacing d_0 between the lines according to a non-progressive modulation function whose parameters are chosen beforehand,

c) the width of the line strokes is modified such that the ratio of the width l_n of the stroke of a line to its spacing d_n with the following line is equal to the constant ratio $l_n/d_n = r_0$.

The advantages of the method according to the invention are, on the one hand, that the modifications of the distribution of the lines may be parametrized with respect to the photocopiers or scanners against which it is desired to be protected and, on the other hand, that these modifications do not distort the original visual look, to the naked eye, of the image by virtue of the fact that the ratio of the stroke width of a line to the spacing between two consecutive lines remains constant.

Paper securities which are to be manufactured subsequently and incorporating such designs may be furnished with several security designs corresponding to different parameters so that, for a document, several machines of different types may be protected against.

An important advantage of the invention is the fact that it allows the creation of security designs comprising geometrical or artistic images, whereas hitherto the security designs of this type have not comprised geometrical or artistic images.

Various alternatives in respect of the creation of designs are proposed, thus it is possible to restrict attention to transforming the straight lines to lines of some other shape, for example sinusoids,



concentric circles, closed or open curved lines, etc., in each situation the width of the stroke of each line remaining equal to the value obtained in step c of the method.

5 According to another alternative embodiment, the lines of the background may be turned by an angle α partially or totally or merely the segments of the lines lying inside an outline delimiting an image may be turned through this angle.

10 According to another alternative embodiment and for the purpose of forming an image, the said lines are cut, hence broken inside the outline delimiting the image.

15 According to another alternative embodiment and still for the purpose of forming an image on top of the background created by the said lines, the lines are modulated by the shape (outline) of an image and a relief effect is created by known means, especially by breaking the continuity of the lines.


20 According to another alternative embodiment, for the purpose of creating a geometrical image, the width of the strokes is modified as a function of the gray level of the original geometrical image.

25 Finally, according to one alternative, the line segments which do not contribute to the formation of an image retain their width and spacing complying with the ratio r_0 defined in step c of the method.

30 According to another alternative embodiment and for the purpose of creating an artistic image, the width of the strokes is modified as a function of the original digital image obtained with a scanner.

35 The present invention also relates to a printing plate furnished with at least one design generated as claimed in one of claims 1 to 8 and intended for the printing of a paper security.

The invention also relates to a paper security comprising at least one security design generated as claimed in one of claims 1 to 8.



BRIEF DESCRIPTION OF THE DRAWINGS

The invention will be described in greater detail with the aid of the appended drawing showing various alternative embodiments.

The method will now be described with the aid of the appended drawings.

In Figure 1, we have shown, magnified, two strokes whose width is l_0 and for which the distance between the longitudinal mid-axes is equal to d_0 .

Figures 2 to 4 represent a modification of a regular net of lines according to an alternative of the invention.

Figures 5 to 5 [sic] represent a modification of a net of lines according to another alternative embodiment of the invention.

The pairs of drawings 8, 9; 10, 11; 12, 13; 14, 15; and 16, 17 represent the modification of the first drawing of the pair to the second according to other alternative embodiments of the invention.

DESCRIPTION OF THE PREFERRED EMBODIMENTS

In Figure 2, we have represented a set of parallel straight lines, the spacing between two consecutive lines is constant and equal to d_0 , the width of the stroke along the whole of a line is equal to l_0 and the ratio $r_0 = l_0/d_0$ is constant.

The spacing between two lines is subsequently modulated such that the gap between two consecutive lines t_{n+1} is equal to $d_n = d_0 + (n \cdot \delta)$, δ being a parameter for the linear modulation of the spacing. By applying this rule, we obtain a net of lines according to Figure 3.

Subsequently, in order to comply with the condition that the ratio of the width of a stroke to the spacing of a line to the following line be equal to the value of the constant ratio r_0 , the width l_n of the strokes is modified such that $l_n = l_0 + (n \cdot \lambda)$ such

that the ratio l_n/d_n is always equal to r_0 , λ being a parameter for modulating the stroke width. In that case we obtain a net of lines having the shape of Figure 4, whose visual look (to the naked eye) for widths and spacings which are less than those represented in the appended drawings is similar to that of Figure 1.

With a background such as that of Figure 4, certain copiers or scanners will be unable to eliminate the moiré effect. It is obvious that the parameters such as l_0 , as well as δ and λ may be modified depending on the characteristics of the machines. The benefit is that the diversity in the spacing between the lines and the widths of the strokes endow the image with a uniform look to the naked eye, but it is impossible to avoid the formation of moiré fringes during reproduction even by modifying the characteristics of the reproduction machine over a range of values. The parameters for modulating the spacing and width are chosen with respect to the reproduction machine(s) which it is wished to combat.

Another alternative modulation is shown in Figures 5 to 7, Figure 5 being identical to Figure 2. In Figure 6 the spacing is modulated according to the following rule $d_n = d_0 + \delta (1 + \sin (2 \pi n/N))$. In this present case N is the modulation period. We thus obtain a background in which the spacing between two consecutive lines does not vary linearly as in Figure 2, but sinusoidally. Again in order to comply with the condition of the constant ratio between the stroke width and the spacing, the stroke width is also modified and this is done according to the following rule: $l_n = l_0 + \lambda \times (1 + \sin 2\pi n/N)$. In that case we obtain Figure 7.

Another modification step after having obtained Figure 7 is to modify the shape of the lines while complying with the width of the strokes obtained for example in Figure 4 or 7. Thus, starting from Figure 8 which is identical to Figure 7, we can obtain Figure 9 which is formed of lines forming waves or sinusoids. Likewise, referring to Figures 10 and 11 where

Figure 10 is identical to Figure 7, these lines can be transformed into concentric closed curves whilst complying with the width of the strokes of Figure 10. The form of this transformation of the straight lines into closed curves is not restricted and it depends on the desired result.

Another embodiment, again starting from a Figure 12 which is identical to Figure 7, is to turn the lines by an angle of for example 45° and subsequently to create the outline of an image (in the present case a winged horse) by creating a relief or medal effect by breaking the straight lines.

Starting again from a figure such as that of Figure 7 represented here in the guise of Figure 14, we can modify the width of the strokes as a function of the gray level of the original geometrical image.

Finally, another way of proceeding and of creating an artistic image is, starting from a net of lines according to Figure 16 which is identical to that of Figure 7, the width of the lines is modified on the basis of the artistic image which has previously been digitized via a scanner.

The ratio r_0 could be retained for the segments of the lines which do not contribute to the formation of the image.

The invention also relates to a printing plate furnished with at least one security design created according to one of the methods described as well as to a paper security furnished with at least one such design.

These security designs can be printed by any technical process, for example offset, intaglio, etc.

It is obvious that various embodiments have been proposed relating to the generation of a design, but it is equally possible, within a design, to use several of these possibilities, for example merely a part of an image could be turned by 45° or a complex design created exhibiting several of the abovementioned possibilities.

THE CLAIMS DEFINING THE INVENTION ARE AS FOLLOWS :

1. A method for generating, with the aid of electronic means, a security design intended to be printed on paper securities, especially banknotes and currency papers, and composed of multiple lines, wherein the following steps are carried out:

a) a uniform background is generated, consisting of parallel straight lines such that the distance between the longitudinal mid-axes of two consecutive lines, designated as the spacing d_0 between two lines, is constant and such that the width l_0 of the line strokes is also constant, thus determining a constant ratio $r_0 = l_0/d_0$,

b) the background is modified by modulating the spacing d_0 between the lines according to a non-progressive modulation function whose parameters are chosen beforehand,

c) the width of the line strokes is modified such that the ratio of the width l_n of the stroke of a line to its spacing d_n with the following line is equal to the constant ratio $l_n/d_n = r_0$.

2. The method as claimed in claim 1, wherein said straight lines are transformed into lines of a different shape, the width of the stroke of each line being equal to the width obtained in step c of claim 1.

3. The method as claimed in one of claims 1 or 2, wherein at least some of said lines are subjected to a rotation by an angle α .

4. The method as claimed in one of claims 1 to 3, wherein, for the purpose of forming an image, said lines are cut inside the outlines delimiting said image.

5. The method as claimed in one of claims 1 to 4, wherein, for the purpose of forming an image in relief, said lines are modulated by the shape of the image and transformed to create a relief effect.

6. The method as claimed in one of claims 1 to 5, wherein, for the purpose of forming a geometrical image, the width of the strokes is modified along each



line as a function of the gray level of the original geometrical image.

7. The method as claimed in one of claims 1 to 4, wherein, for the purpose of creating an artistic image, the width of the strokes is modified along each line as a function of the scanned original digital image.

8. The method as claimed in one of claims 4 to 7, wherein the line segments which do not contribute to the formation of the image have a width and a spacing complying with the ratio r_0 .

9. A printing plate for the printing of paper securities which is furnished with at least one security design generated by the method according to one of claims 1 to 8.

10. A paper security which is furnished with at least one security design generated according to the method of one of claims 1 to 8

DATED THIS 26TH DAY OF SEPTEMBER 1995

DE LA RUE GIORI S.A.

By its Patent Attorneys:

GRIFFITH HACK & CO

Fellows Institute of Patent
Attorneys of Australia

Abstract

A net of parallel lines is generated with the aid of a computer. The ratio of the width to the spacing of two consecutive lines is equal to r_0 . The spacing and width of the lines are successively modulated such that their ratio is equal to r_0 . Subsequently, the straight lines can if so chosen be transformed into differently shaped lines or the width of the strokes can be altered in order to reproduce geometrical or artistic images.




25 09 95 2005

FIG. 1



FIG. 2



32866/95

1/8

28 09 95 30006

FIG. 3





FIG. 4



2/8

25 09 95 3086

FIG. 5




FIG. 6





FIG. 7



25 09 95 3088

FIG. 8





FIG. 9



4/8

52866/95

25 09 95 3286

FIG. 10





FIG. 11



5/8

02866/95

25 00 95 30005

FIG. 12





FIG. 13



6/8

25 09 95 2000

FIG. 14





FIG. 15



7/8

32866/95

4 5 6 7

FIG. 16





FIG. 17



9/8

22866/95