



- (51) International Patent Classification:
G06F 3/12 (2006.01) H04L 12/741 (2013.01)
- (21) International Application Number:
PCT/US2019/041706
- (22) International Filing Date:
12 July 2019 (12.07.2019)
- (25) Filing Language: English
- (26) Publication Language: English
- (30) Priority Data:
62/699,499 17 July 2018 (17.07.2018) US
- (71) Applicant: **ICU MEDICAL, INC.** [US/US]; 951 Calle Amanecer, San Clemente, California 92673 (US).
- (72) Inventors: **XAVIER, Ben**; 951 Calle Amanecer, San Clemente, California 92673 (US). **KRABBE, Dennis**; 951 Calle Amanecer, San Clemente, California 92673 (US). **ENGER, Larry**; 951 Calle Amanecer, San Clemente, California 92673 (US). **DEOSTHALE, Chaitanya**; 951 Calle Amanecer, San Clemente, California 92673 (US).

ISENSEE, Anthony; 951 Calle Amanecer, San Clemente, California 92673 (US). **PATIAG, Lito**; 951 Calle Amanecer, San Clemente, California 92673 (US).

(74) Agent: **ALTMAN, Daniel, E.**; Knobbe, Martens, Olson & Bear, LLP, 2040 Main Street, 14th Floor, Irvine, California 92614 (US).

(81) Designated States (unless otherwise indicated, for every kind of national protection available): AE, AG, AL, AM, AO, AT, AU, AZ, BA, BB, BG, BH, BN, BR, BW, BY, BZ, CA, CH, CL, CN, CO, CR, CU, CZ, DE, DJ, DK, DM, DO, DZ, EC, EE, EG, ES, FI, GB, GD, GE, GH, GM, GT, HN, HR, HU, ID, IL, IN, IR, IS, JO, JP, KE, KG, KH, KN, KP, KR, KW, KZ, LA, LC, LK, LR, LS, LU, LY, MA, MD, ME, MG, MK, MN, MW, MX, MY, MZ, NA, NG, NI, NO, NZ, OM, PA, PE, PG, PH, PL, PT, QA, RO, RS, RU, RW, SA, SC, SD, SE, SG, SK, SL, SM, ST, SV, SY, TH, TJ, TM, TN, TR, TT, TZ, UA, UG, US, UZ, VC, VN, ZA, ZM, ZW.

(84) Designated States (unless otherwise indicated, for every kind of regional protection available): ARIPO (BW, GH, GM, KE, LR, LS, MW, MZ, NA, RW, SD, SL, ST, SZ, TZ,

(54) Title: SYSTEMS AND METHODS FOR FACILITATING CLINICAL MESSAGING IN A NETWORK ENVIRONMENT

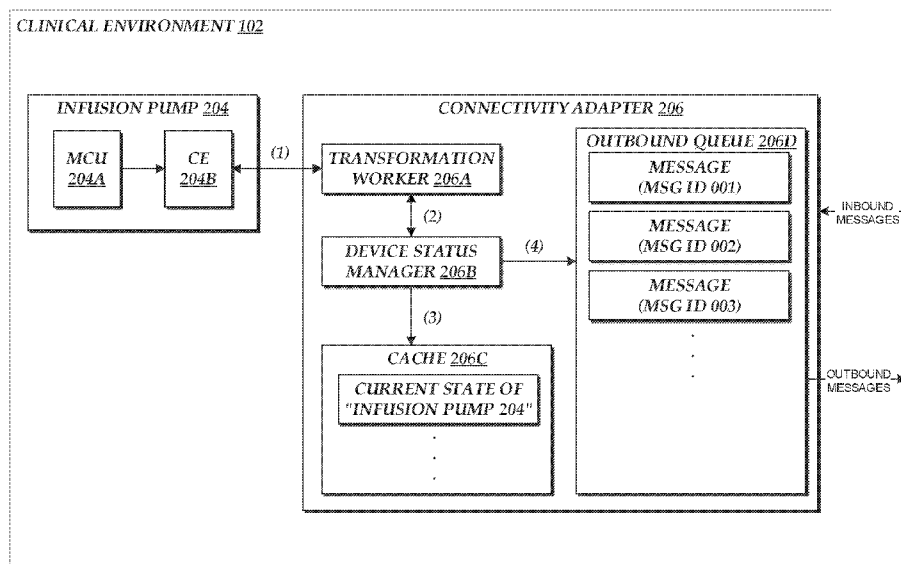


FIG. 3

(57) Abstract: Various techniques for facilitating communication with and across a clinical environment and a cloud environment are described. These techniques may include converting pump messages into standardized dataset messages, merging the messages into a cache, transmitting the messages to a cloud server, detecting network outages, clearing an outbound queue, detecting missing messages, authenticating a connectivity adapter for cloud access, providing a segmented data structure, among others.

WO 2020/018389 A1

UG, ZM, ZW), Eurasian (AM, AZ, BY, KG, KZ, RU, TJ, TM), European (AL, AT, BE, BG, CH, CY, CZ, DE, DK, EE, ES, FI, FR, GB, GR, HR, HU, IE, IS, IT, LT, LU, LV, MC, MK, MT, NL, NO, PL, PT, RO, RS, SE, SI, SK, SM, TR), OAPI (BF, BJ, CF, CG, CI, CM, GA, GN, GQ, GW, KM, ML, MR, NE, SN, TD, TG).

Declarations under Rule 4.17:

- *as to applicant's entitlement to apply for and be granted a patent (Rule 4.17(ii))*
- *as to the applicant's entitlement to claim the priority of the earlier application (Rule 4.17(iii))*

Published:

- *with international search report (Art. 21(3))*

SYSTEMS AND METHODS FOR FACILITATING CLINICAL MESSAGING IN A NETWORK ENVIRONMENT

TECHNICAL FIELD

[0001] This disclosure relates to the field of clinical messaging, and particularly to techniques for facilitating clinical messaging within and across various network environments.

BACKGROUND

[0002] Modern medical care often involves the use of medical infusion pumps to deliver fluids and/or fluid medicine to patients. Infusion pumps permit the controlled delivery of fluids to a patient and provide flexible yet controlled delivery schedules. Infusion pumps can communicate with a server configured to manage the infusion statuses of the individual infusion pumps.

SUMMARY

[0003] Various techniques for facilitating communication with and across a clinical environment and a cloud environment are described herein. These techniques may include converting pump messages into standardized dataset messages (also referred to herein simply as “messages”), merging the messages into a cache, transmitting the messages to a cloud server, detecting network outages, clearing an outbound queue, detecting missing messages, authenticating a connectivity adapter for cloud access, providing a segmented data structure, among others. These and other embodiments are described in greater detail below with reference to **FIGS. 1-13**. Although many of the examples are described in the context of a hospital environment including infusion pumps, the techniques described herein can be applied to any network environment including other medical devices (e.g., patient care monitors configured to display blood pressure, heart rate, blood oxygenation, and the like), or non-medical devices, or any combination thereof.

BRIEF DESCRIPTION OF THE DRAWINGS

[0004] The embodiments described herein are illustrated by way of example, and not by way of limitation, in the figures of the accompanying drawings in which like references indicate similar elements.

[0005] FIG. 1 is a block diagram of an example clinical environment and an example cloud environment in accordance with aspects of the present disclosure.

[0006] FIG. 2 is a block diagram illustrating components of a clinical environment in accordance with aspects of the present disclosure.

[0007] FIG. 3 is a schematic diagram illustrating components of an infusion pump and a connectivity adapter of a clinical environment in accordance with aspects of the present disclosure.

[0008] FIG. 4 is a block diagram illustrating components of a cloud environment in accordance with aspects of the present disclosure.

[0009] FIG. 5 is a schematic diagram illustrating components of a data flow manager of a cloud environment in accordance with aspects of the present disclosure.

[0010] FIG. 6 is a flow diagram illustrating an example method for clearing an outbound queue in accordance with aspects of the present disclosure.

[0011] FIG. 7 is a flow diagram illustrating an example method for detecting missing messages in accordance with aspects of the present disclosure.

[0012] FIG. 8 is a flow diagram illustrating an example method for merging messages into a cache in accordance with aspects of the present disclosure.

[0013] FIG. 9 is a flow diagram illustrating an example method for converting a pump message to a standardized dataset message in accordance with aspects of the present disclosure.

[0014] FIG. 10 is a schematic diagram illustrating an example method for authenticating a connectivity adapter using an authentication proxy in accordance with aspects of this disclosure.

[0015] FIG. 11 is a flow diagram illustrating an example method for authenticating a connectivity adapter using an authentication proxy in accordance with aspects of this disclosure.

[0016] FIG. 12 is a block diagram illustrating a segmented data structure in accordance with aspects of the present disclosure.

[0017] FIG. 13 is a flow diagram illustrating an example method for moving data nodes in a segmented data structure in accordance with aspects of this disclosure.

DETAILED DESCRIPTION

Overview of Example Network Environment

[0018] FIG. 1 illustrates network environment 100 in which clinical environment 102 communicates with cloud environment 106 via network 104. The clinical environment 102 may include one or more healthcare facilities (e.g., hospitals). The components of the clinical environment 102 are described in greater detail below with reference to FIG. 2. The network 104 may be any wired network, wireless network, or combination thereof. In addition, the network 104 may be a personal area network, local area network, wide area network, over-the-air broadcast network (e.g., for radio or television), cable network, satellite network, cellular telephone network, or combination thereof. For example, the network 104 may be a publicly accessible network of linked networks such as the Internet. For example, the clinical environment 102 and the cloud environment 106 may each be implemented on one or more wired and/or wireless private networks, and the network 104 may be a public network (e.g., the Internet) via which the clinical environment 102 and the cloud environment 106 communicate with each other. The cloud environment 106 may be a cloud-based platform configured to communicate with multiple clinical environments. The cloud environment 106 may include a collection of services, which are delivered via the network 104 as web services. The components of the cloud environment 106 are described in greater detail below with reference to FIG. 4.

Components of Clinical Environment

[0019] FIG. 2 illustrates the clinical environment 102, which includes one or more clinical IT systems 202, one or more infusion pumps 204, and one or more connectivity adapters 206. Further, the clinical environment 102 may be configured to provide cloud user interfaces 208 (e.g., generated and provided by the cloud environment 106). The clinical IT system 202 may include a hospital infusion system (HIS) designed to manage the facilities' operation, such as medical, administrative, financial, and legal issues and the corresponding processing of services. The HIS can include one or more electronic medical record (EMR) or electronic health record (EHR) systems, as well. The infusion pump 204 is a medical device configured to deliver medication to a patient. The connectivity adapter 206 is a network component configured to communicate with other components of the clinical environment 102 and also communicate with the cloud

environment 106 on behalf of the other components of the clinical environment 102. In one embodiment, all messages communicated between the clinical environment 102 and the cloud environment 106 pass through the connectivity adapter 206. In some cases, the connectivity adapter 206 is a network appliance with limited storage space (e.g., memory and/or persistent storage). The cloud user interfaces 208 may be provided to a user in the clinical environment 102 via a browser application, desktop application, mobile application, and the like. The user may access status reports and other data stored in the cloud environment 106 via the cloud user interfaces 208.

[0020] The components 202-208 illustrated in **FIG. 2** may communicate with one or more of the other components in the clinical environment 102. For example, each of the clinical IT system 202 and the infusion pump 204 may communicate with the connectivity adapter 206 via physical local area network (LAN) and/or virtual LAN (VLAN). Although not shown in **FIG. 2**, the clinical environment 102 may include other medical devices and non-medical devices that facilitate the operation of the clinical environment 102.

Overview of Messaging in the Clinical Environment

[0021] **FIG. 3** illustrates the messages received, stored, and transmitted by the connectivity adapter 206 in the clinical environment 102. As shown in **FIG. 3**, the infusion pump 204 may include motor controller unit (MCU) 204A and communications engine (CE) 204B. Although not shown in **FIG. 3**, the infusion pump 204 may include one or more memories and storage media configured to store various instructions, parameters, and/or messages. The connectivity adapter 206 may include transformation worker 206A, device status manager 206B, cache 206C, and outbound queue 206D. The MCU 204A may generate and send messages to the CE 204B for storage and transmission to the connectivity adapter 206. In some cases, the messages are each associated with a message identifier (ID). In some embodiments, the MCU 204A is a very small processor (e.g., 12Mhz) and the CE 204B is a more powerful processor (e.g., 400Mhz). Pump messages sent to the connectivity adapter 206 generated by the MCU 204A may be transformed into a standardized dataset message (e.g., message format used by the connectivity adapter 206 to communicate with the cloud environment 106, also referred to herein simply as “messages”). In some embodiments, the standardized dataset format may allow multiple messages to be merged into a single standard dataset message that includes all the information included in the multiple

messages. For example, a pump message that indicates the start of an infusion and another pump message that indicates the presence of an air-in-line alarm may occupy different locations within the standardized dataset message. Even though the start-of-infusion message was generated long before the air-in-line-alert message, they may be transmitted together packaged in the standardized dataset message without having to worry about having incomplete information about the infusion pump 204 at any given moment or having to request older messages that have been lost or become unavailable. The device status manager 206B processes the transformed messages provided by the transformation worker 206A and merges the data included in the transformed messages into the cache 206C, which represents the current state of the infusion pump 204. For example, the cache 206C may include all of the current parameter values (or to the extent available to the connectivity adapter 206) at the infusion pumps connected to the connectivity adapter 206 (e.g., power status, infusion status, battery status, network status, infusion start time, volume to be infused, volume infused, dose, and the like). Although not shown in **FIG. 3**, the clinical IT system 202 may maintain the identities of the patients assigned to the individual infusion pumps 204 and other data that the connectivity adapter 206 may utilize in order to merge the messages from the pump into the cache 206C. For example, the client IT system 202 may send instructions for programming the infusion pump 204 for initiating an infusion on a patient, and the instructions may include identifiers such as an infusion ID and a patient ID. Upon receiving a pump message containing the infusion ID, the connectivity adapter 206 can use the infusion ID to determine that the pump message relates to the patient having the patient ID (even when the pump message does not include the patient ID) based on the prior instructions received from the client IT system 202. The connectivity adapter 206 can then add the information included in the pump message to the cache 206C along with the patient ID.

[0022] The device status manager 206B also sends the transformed messages to the outbound queue 206D for transmission to the cloud environment 106. The messages stored in the outbound queue 206D may be associated with one or more message IDs. For example, a message can be associated with a single message ID corresponding to the original pump message. In another example, a message can include data from multiple pump messages and therefore include multiple message IDs. The messages transmitted from the outbound queue 206D to the cloud environment 106 may be stored in the cloud environment 106 for providing reports and other data to a client

(e.g., via the cloud user interfaces 208) and/or for compliance purposes. Additional details regarding the messaging in the clinical environment 102 are provided below.

Components of Cloud Environment

[0023] FIG. 4 illustrates the cloud environment 102, which includes drug library manager (DLM) 402, report manager 404, device manager 406, data flow manager (DFM) 408, cloud manager (CM) 410, data analyzer (DA) 412, and database 414.

[0024] The DLM 402 may provide a set of features and functions involved in the creation and management of drug libraries for use with infusion pumps. These drug libraries may provide user-defined settings for pump configuration and drug infusion error reduction.

[0025] The report manager 404 may provide various reporting capabilities for clinically relevant infusion data which users can choose to use for further analysis, such as tracking and trending of clinical practices.

[0026] The device manager 406 may oversee and manage the maintenance of infusion pumps, providing users the capability to view and manage asset and operational data. For example, the device manager 406 may schedule drug library and software updates for infusion pumps.

[0027] The DFM 408 may facilitate storing, caching, and routing of data between compatible infusion pumps 204, connectivity adapters 206, cloud services (e.g., infusion pump management software including modules 402-414 of FIG. 4), and external systems. For example, the DFM may store infusion and operational data received from infusion pumps, store and cache infusion pump drug libraries and software images, convert and route network messaging between the cloud environment 106 and the clinical environment 102, convert and route medication order information from a hospital information system to an infusion pump (e.g., auto-programming or smart-pump programming), and/or convert and route alert information and infusion events from infusion pumps to hospital information systems (e.g., alarm/alert forwarding, and auto-documentation, or infusion documentation).

[0028] The CM 410 may serve as a general-purpose computing platform for the other modules illustrated in FIG. 4. Functionally, the CM 410 may be similar to Microsoft Windows® or Linux® operating systems as it provides the following services: networking, computation, user administration and security, storage, and monitoring.

[0029] The DA 412 may provide data analytics tools for generating user interfaces and reports based on the data generated and/or received by the other modules illustrated in **FIG. 4**.

[0030] The database 414 may store data generated and/or received by the modules 402-412 of the cloud environment 106. Although not illustrated in **FIG. 4**, the cloud environment may provide other resources such as processors, memory, disk space, network, etc. The modules 402-412 may be hardware components configured to perform one or more of the techniques described herein. Alternatively, the modules 402-412 may be implemented using software instructions stored in physical storage and executed by one or more processors. Although illustrated as separate components, the modules 402-412 may be implemented as one or more hardware components (e.g., a single component, individual components, or any number of components), one or more software components (e.g., a single component, individual components, or any number of components), or any combination thereof.

[0031] In some embodiments, the cloud environment 106 can be implemented using a commercial cloud services provider (e.g., Amazon Web Services®, Microsoft Azure®, Google Cloud®, and the like). In other embodiments, the cloud environment can be implemented using network infrastructure managed by the provider and/or developer of the modules 402-412 shown in **FIG. 4**. In some embodiments, the features and services provided by one or more of the modules 402-412 may be implemented on one or more hardware computing devices as web services consumable via one or more communication networks. In further embodiments, one or more of the modules 402-412 are provided by one or more virtual machines implemented in a hosted computing environment. The hosted computing environment may include one or more rapidly provisioned and released computing resources, such as computing devices, networking devices, and/or storage devices.

Overview of Messaging in the Cloud Environment

[0032] **FIG. 5** illustrates the messages received, stored, and transmitted by the cloud environment 106. As shown in **FIG. 5**, the DFM 408 may include cache 408A and outbound queue 408B. The cache 408A may store the current state of the infusion pump 204. For example, the cache 408A may include all of the current parameter values (or to the extent available to the DFM 408) at the infusion pump 204 (e.g., power status, infusion status, battery status, network status, infusion start time, volume to be infused, volume infused, dose, and the like). In some

cases, the current state stored in the cache 408A is identical to the current state stored in the cache 206C. In other cases, the current state stored in the cache 408A includes additional information not stored in the cache 206C, or vice versa. For example, the DFM 408 may have access to data sources not accessible (or readily accessible) by the connectivity adapter 206, and the DFM 408 may have obtained additional data prior to merging the message and the additional data into the cache 408A. In another example, due to a network outage, the connectivity adapter 206 may have been able to update its own cache 206C but unable to transmit the relevant messages to the DFM 408. In such a case, the cloud cache 408A may include less information than the connectivity adapter cache 206C. The outbound queue 408B may include messages to be transmitted to the clinical environment 102. For example, the outbound queue 408B can include command messages (e.g., instructions to update the security settings on the connectivity adapter 206), request messages (e.g., requests for missing messages for logging purposes), etc. In other examples, the outbound queue 408B may include log requests, drug library updates, software updates, security updates, and the like. In some embodiments, the items in the outbound queue 408B are less time-sensitive than the items in the outbound queue 206D. The process of detecting and requesting missing messages from the clinical environment 102 is described in greater detail below with reference to **FIG. 7**. In some cases, the data stored in the cache 408A may be copied or moved to the database 414.

Generation and Transmission of Pump Messages

[0033] Referring back to **FIG. 3**, when there is an event at the infusion pump 204 (e.g., the device has been powered on, infusion has been started or finished, an alarm condition has been satisfied, etc.), the MCU 204A generates a message indicative of such an event and transmits the message to the CE 204B. Upon receiving one or more messages from the MCU 204A, the CE 204B packages the messages received so far into a pump message (e.g., according to a protocol specific to the infusion pump 204) and transmits the pump message to the connectivity adapter 206. For example, if multiple messages have been received from the MCU 204A since the most recent pump message transmitted to the connectivity adapter 206, the CE 204B may merge the information included in the multiple messages into a single pump message in accordance with the pump protocol. The pump message transmitted to the connectivity adapter 206 may be reflective of the current state of the infusion pump 204 at the time the pump message is transmitted to the

connectivity adapter 206. In some embodiments, the infusion pumps 202 do not have Internet access and communicate only with the connectivity adapter 206 (e.g., to ensure that Internet connection is not needed for any clinical operations). In other embodiments, the infusion pumps 202 may communicate with network entities other than the connectivity adapter 206 (e.g., the cloud environment 106 via the Internet).

[0034] The infusion pump 204 may store its current and prior states (e.g., days, months, or years of messages received from the MCU 204A or transmitted by the CE 204B) in data store (not shown) located within the infusion pump 204. As discussed further below, the connectivity adapter 206 may process requests from the DFM 408 for pump messages. For example, the DFM 408 may request messages from the infusion pump 204 when the DFM 408 realizes that it is missing one or more pump message. Pump messages can be missed by the DFM 408 during network outages, or other disruptions to network traffic. In such situations, as will be discussed in greater detail below, the DFM 408 can request the missing pump messages from the connectivity adapter 206. The messages from the infusion pump 204 may include one or more parameters. Some of those parameters may be data fields that are overwritten as the parameters are updated. Other parameters are linked lists that include a sequence of past parameter values. For example, fields may be used for statuses such as power status, infusion status, and the like, and linked lists may be used for alerts, ruleset violations, and the like.

Connecting Infusion Pumps to Connectivity Adapter

[0035] In the event that the connection between the infusion pump 204 and the connectivity adapter 206 is terminated or otherwise unavailable, the MCU 204A may continue to generate messages and the CE 204B may continue to merge such additional messages into the most current state of the infusion pump 204. Once the connection between the infusion pump 204 and the connectivity adapter 206 is re-established, the CE 204B may transmit a single pump message (or multiple pump messages) that reflects all of the messages received from the MCU 204A during the time of lost connectivity. For example, if the CE 204B, during the time of lost connectivity, received a message that indicates that the power status changed to “on” and subsequently received another message that indicates that the infusion status changed to “on,” the CE 204B may generate a pump message that has two key-value pairs, “power status = on” and “infusion status = on.” In

other cases, these messages may be transmitted to the connectivity adapter 206 as separate pump messages.

[0036] In some embodiments, when the infusion pump 204 is turned on after being off for a period of time, or upon the connection between the infusion pump 204 and the connectivity adapter 206 being re-established, the infusion pump 204 sends all of the available, unsent messages or data to the connectivity adapter 206. In some cases, such an approach may overload the internal network of the clinical environment 102 (e.g., if 500 infusion pumps 204 came back online after being offline for weeks). Thus, in some cases, the connectivity adapter 206 may deliberately reject such pump messages to reduce the network load, and have the infusion pumps 204 re-send the pump messages at a later time. The infusion pumps 204 may adopt a schedule for re-sending rejected pump messages that further reduces the network load (e.g., exponential back-offs where each retry is performed after a longer wait period, randomization where the back-offs are not strictly exponential and include random temporal variations, a combination of exponential back-offs and randomization, etc.).

[0037] By analyzing the pump messages received from the infusion pump 204, the connectivity adapter 206 may determine that it has missed one or more messages that it should have received (e.g., due to older data being overwritten in the pump message). For example, if the connectivity adapter 206 receives a pump message that indicates that the power state of the infusion pump 204 has gone from “sleep” to “on,” where the information in the cache 206C indicates that the most recent power state of the infusion pump 204 was “on.” By comparing the pump message and the information in the cache 206C, the connectivity adapter 206 can determine that it must have missed a pump message that indicates that the power state of the infusion pump 204 was changed from “on” to “sleep.” In some cases, the connectivity adapter 206 requests these missing messages from the infusion pump 204 immediately. In other cases, the connectivity adapter 206 requests these missing messages at a later time (e.g., when the network activity is light or below a threshold). In some cases, the connectivity adapter 206 determines missing pump messages based on message IDs that are not in sequence. For example, pump messages may include message IDs that are sequential (such that one pump message generated immediately subsequently to another pump message has a message ID that immediately follows the message ID of said another message in a predetermined sequence of numbers or identifiers). In such a case, upon processing pump messages having message IDs 100050 and 100055 in a row, the

connectivity adapter 206 may determine that pump messages having message IDs 100051-100054 were deleted, overwritten, or lost.

Transformation of Pump Messages

[0038] The transformation worker 206A receives the pump messages and converts it to a standardized message format (e.g., standardized dataset messages used for transmitting information within and across the clinical environment 102 and the cloud environment 106). In some embodiments, the standardized dataset message can be a collection or envelope of messages that are each a key-value pair. For example, the standardized dataset message may include one key-value pair that says “message ID = 100015,” another key-value pair that says “power status = on,” and another key-value pair that says “volume to be infused = 5mL.” In some cases, the standardized dataset message may include one or more keys having no value or having default values (e.g., “alarm count = 0,” or “battery status = unknown”). Depending on the pump protocol associated with the pump message, the same information may be located in different parts of the pump message. The transformation worker 206A identifies the data included in the pump messages based on the pump protocol and places the data into the appropriate locations of a standardized dataset message. For example, based on the pump protocol, the transformation worker 206A extracts the power state of the infusion pump 204 and places the power state information in the standardized dataset message, which also includes information other than the power state. For example, all parameters or key-value pairs in the standardized dataset message other than those specified by the pump message may be set to default values. In some cases, such parameters or key-value pairs are left blank. Similarly, when requests are sent to the infusion pump 204, the transformation worker 206A transforms the standardized dataset message into a pump message understood by the infusion pump 204. In some embodiments, the transformation worker 206A may be implemented using a ruleset engine. In one embodiment, using a ruleset engine advantageously does not require the transformation worker 206A to be rebooted when a new infusion pump or a new pump protocol is added. For example, the ability to be able to translate pump messages in a new pump protocol can be implemented as a configuration file that can be added to the connectivity adapter 206, where the configuration file allows the transformation worker 206A to be able to receive and process pump messages in the new pump protocol. Once the configuration file is added to the connectivity adapter 206, the transformation worker 206A

can begin transforming such pump messages into the standardized dataset messages for further processing by the device status manager 206B. In some cases, if the transformation worker 206A does not recognize a pump message or the protocol used by the pump message or otherwise cannot process the pump message, the transformation worker 206A stores the pump message in the connectivity adapter 206 and transforms the pump message upon the transformation mapping for the pump protocol becoming available.

[0039] The transformation worker 206A may further include hints in the header of the standardized dataset message. The hints indicate to the device status manager 206B which portions of the standardized dataset message contains new information and should thus be accessed by the device status manager 206B and merged into the cache 206C. Based on the hints, the device status manager 206B can refrain from having to process the entire standardized dataset message generated by the transformation worker 206A. For example, the standardized dataset message may have a hierarchical tree structure having five categories of pump parameters, where each category includes multiple pump parameters or sub-categories having multiple parameters. If only a parameter in one of the categories includes new information, the transformation worker 206A may set a binary flag associated with that category to 1 and the binary flags associated with the remaining categories to 0 to indicate that the four categories do not include any new information. A given standardized dataset message may include a single hint indicating the location of the single piece of new information. Alternatively, the standardized dataset message may include multiple hints indicating the multiple locations where new information is provided.

Caching in Connectivity Adapter

[0040] The device status manager 206B takes the message received from the transformation worker 206A and “merges” the message into the cache 206C. Merging a message into the cache may include updating the data stored in the cache 206C based on the information included in the message. In some cases, the message may include information that prompts the device status manager 206B to access additional information from other databases or sources and adding such additional information to the cache 206C. For example, based on the infusion ID provided in the message, the device status manager 206B may access the identity of the patient associated with the infusion pump having the infusion ID and store that information in the cache 206C. As another example, the device status manager 206B may access the clinical IT system 202 or the cloud

environment 106 for additional information that can be stored in the cache 206C. Accordingly, information from multiple data sources may be merged into the cache 206C in response to the pump messages received from the infusion pump 204. In yet another example, in the event that the information needed by the device status manager 206B is in the cloud environment 106 (e.g., the pump message references a drug library that is not yet stored in the clinical environment 102), the device status manager 206B merges the message into the cache 206C and places the message in the outbound queue 206D without accessing the cloud environment 106 (e.g., to make the message more complete based on the information in the cloud environment 106). In such a case, the DFM 408 may, upon receiving the message, access the necessary information, fill in the missing information in the message, and merge the message into the cache 408A. In some cases, the device status manager 206B may add information to the message (e.g., facility ID, account ID, etc.) before (or after) merging the message into the cache 206C.

[0041] The cache 206C may store the current state of the individual infusion pumps 204 configured to communicate with the connectivity adapter 206. As additional messages are received from the infusion pumps 204, the device status manager 206B updates the current state stored in the cache 206C to reflect the changes made by the messages from the infusion pumps 204. In some embodiments, the device status manager 206B determines whether the message received from the transformation worker 206A is a live message or an historical message. A live message includes messages that are transmitted to the connectivity adapter 206 based on a new event at the infusion pump 204. An historical message includes messages that are transmitted to the connectivity adapter 206 based on a prior event at the infusion pump 204. Historical messages may be transmitted at the request of the connectivity adapter 206. The device status manager 206B is configured to merge the message into the cache 206C upon determining that the message is a live message (and alternatively, refrain from merging the message into the cache 206C upon determining that the message is an historical message). The cache 206C may be implemented using an in-memory cache (e.g., Redis) or other storage devices.

[0042] In some cases, the messages sent to the cloud environment 106 are copies of the current state of the infusion pump 204 stored in the cache 206C at the time the messages are sent to the cloud environment 106. In other cases, the messages sent to the cloud environment 106 may not include all the parameters included in the current state of the infusion pump 204 stored in the cache 206C. For example, the messages sent to the cloud environment 106 only includes information

that the cloud environment 106 might not have stored in the cloud environment 106. In some cases, the device status manager 206B does not include in the message transmitted to the cloud environment 106 at least some of the information in the cache 206C if such information is otherwise available to the cloud environment 106. In another example, the message may include a log request, which is not intended to reflect the current state of an infusion pump. Such a log request may include a flag that indicates that the message is a log request and a parameter identifying the requested information.

Outbound Queues

[0043] Once a message has been merged into the cache 206C, the device status manager 206B adds the message to the outbound queue 206D for transmission to the cloud environment 106. In some embodiments, the device status manager adds the message to the outbound queue 206D regardless of whether the connectivity adapter 206 is connected to the cloud environment 106. The connectivity adapter 206 may include a separate outbound queue for transmitting messages to the clinical IT system 204.

[0044] The connectivity adapter 206 may include a service that picks up the messages stored in the outbound queue 206D and tries to route them to the appropriate endpoints. Such a service may determine whether the connectivity adapter 206 is connected to the cloud environment 106 or not. As will be further described below, such a service may determine whether the messages in the outbound queue 206D should be kept in the outbound queue 206D or removed from the outbound queue 206D.

Network Outages

[0045] The clinical environment 102 may be designed such that clinical functions of the clinical environment 102 continue to operate normally even during Internet outages or loss of connectivity to the cloud environment 106. Thus, in some embodiments, clinical functions do not rely on connectivity to the cloud environment 106 or information to be requested and received from the cloud environment 106. However, in some cases, the messages stored in the outbound queue 206D may be held in the outbound queue 206D (e.g., in the event of network jitter or momentary loss of connection) or removed from the outbound queue 206D (e.g., in the event of

prolonged outage or after the outbound queue 206D becomes full) during an Internet or network outage.

[0046] For example, upon determining that the connection to the cloud environment 106 has been terminated or otherwise become unavailable, the connectivity adapter 206 may determine whether the outbound queue 206D includes any messages to be transmitted to the cloud environment 106 and discard one or more of the messages from the outbound queue 206D. For example, in the event of a prolonged outage, there may be a large number of messages in the outbound queue 206D, which may overload the network. For example, the large number of messages in the outbound queue 206D may delay transmission of time-sensitive alerts and may even include messages that are no longer relevant due to the length of the network outage. To prevent such issues, some of the messages in the outbound queue 206D may be removed without transmitting them to the cloud environment 106. In such cases, the cloud environment 106 will request those “missing” messages at a later time. In some embodiments, the messages in the outbound queue are discarded based on time (e.g., after being in the outbound queue for a specific amount of time). Alternatively, the determination of whether to discard one or more messages may be based on the size of the outbound queue. For example, the outbound queue may be fixed in size, and the oldest message is discarded upon a new message being added to the outbound queue that is full. For example, the messages may be discarded based on a first-in first-out (FIFO) manner. In some cases, the connectivity adapter 206 starts removing messages from the outbound queue 206D only after the outbound queue 206D reaches a threshold message size.

Outbound Queue Clearing Method

[0047] With reference now to **FIG. 6**, an example outbound queue clearing method 600 will be described. Since the connectivity adapter 206 does not have unlimited resources, during a network outage, the connectivity adapter 206 cannot let unsent messages pile up in the outbound queue 206D indefinitely. Further, as discussed above, having to send old messages that have been in the outbound queue 206D for a long time and no longer relevant may reduce network performance and interfere with transmission of messages that are more relevant. The example method 600 may be carried out, for example, by the connectivity adapter 206 of **FIG. 3** (or one or more components thereof). The method 600 illustrates an example algorithm that may be programmed, using any suitable programming environment or language, to create machine code

capable of execution by a CPU or microcontroller. Various embodiments may be coded using assembly, C, OBJECTIVE-C, C++, JAVA, or other human-readable languages and then compiled, assembled, or otherwise transformed into machine code that can be loaded into read-only memory (ROM), erasable programmable read-only memory (EPROM), or other recordable memory that is coupled to the CPU or microcontroller and then then executed by the CPU or microcontroller. For example, when the method 600 is initiated, a set of executable program instructions stored on one or more non-transitory computer-readable media (e.g., hard drive, flash memory, removable media, etc.) may be loaded into memory (e.g., random access memory or “RAM”) of a computing device of the clinical environment 102 and/or the cloud environment 106. The executable instructions may then be executed by a hardware-based computer processor (e.g., a central processing unit or “CPU”) of the computing device. In some embodiments, the method 600 or portions thereof may be implemented on multiple processors, serially or in parallel. For convenience, the steps of the example method 600 are described as being performed by the connectivity adapter 206.

[0048] At block 602, the connectivity adapter 206 transmits one or more messages to the cloud environment 106. As discussed above, the transmitted messages may be processed by the DFM 408 in the cloud environment 106 and merged into the cloud cache 408A.

[0049] At block 604, the connectivity adapter 206 detects a network outage. For example, the connectivity adapter 206 may detect the outage based on not having received during a specific time window an acknowledgement of receipt of a message transmitted to the cloud environment 106. In some other cases, the connectivity adapter 206 may detect the outage based on its ping receiver not receiving any pings from the cloud environment 106 during a specific time window. In yet other cases, the connectivity adapter 206 may detect the outage based on receiving a message that the connection to the cloud environment 106 has been terminated. In some cases, the connectivity adapter 206 does not determine whether there is a network outage and tries to transmit a given message to the cloud environment 106 until an acknowledgement signal is received for the receipt of the given message. In such cases, the given message may remain in the outbound queue 206D until the message is successfully transmitted to the cloud environment 106 or otherwise removed from the outbound queue 206D (e.g., as discussed with reference to block 606).

[0050] At block 606, the connectivity adapter 206 clears stale messages from the outbound queue 206D. For example, stale messages may include messages associated with a pump event that is older than a threshold amount of time. In another example, stale messages may include

messages that have been in the outbound queue 206D for more than a threshold amount of time. In some cases, the threshold amount of time may be pump-specific or pump-event-type-specific. For example, time-sensitive events may have a shorter threshold amount of time. In yet another example, a stale message may include a message that has been in the outbound queue 206D for the longest period of time (e.g., first in). In some cases, the connectivity adapter 206 may not clear or remove messages from the outbound queue 206D unless the outbound queue 206D is full.

[0051] At block 608, the connectivity adapter 206 determines whether the connectivity adapter 206 is connected to the cloud environment 106. Upon determining that the connectivity adapter 206 is not connected to the cloud environment 106, the connectivity adapter 206 proceeds to block 606 to clear any stale messages in the outbound queue 206D. Upon determining that the connectivity adapter 206 is connected to the cloud environment 106, the connectivity adapter 206 proceeds to block 610.

[0052] At block 610, the connectivity adapter 206 transmits any remaining messages received during the network outage and still stored in the outbound queue 206D (e.g., not deleted as stale).

[0053] In the method 600, one or more of the blocks shown in **FIG. 6** may be removed (e.g., not performed) and/or the order in which the method 600 is performed may be switched. In some embodiments, additional blocks may be added to the method 600. The embodiments of the present disclosure are not limited to or by the example shown in **FIG. 6**, and other variations may be implemented without departing from the spirit of this disclosure.

Missing Messages

[0054] In some embodiments, each message generated by the MCU 204A is associated with a unique message ID. In other embodiments, each pump message generated by the CE 204B is associated with a unique message ID. In yet other embodiments, each standardized dataset message generated by the transformation worker is associated with a unique message ID. These message IDs may follow a predetermined sequence, and based on one or more combinations of these message IDs, the DFM 408 processing the messages from the connectivity adapter 206 may determine whether one or more messages are missing (e.g., have been generated but not received by the DFM 408). For example, upon determining that a message having a message ID of 10010 was immediately followed by a message having a message ID of 10016, the DFM 408 may determine that messages having message IDs 10011-10015 were not received and therefore

missing. In some cases, the DFM 408 may be aware of periodic or scheduled messages expected to be received from the connectivity adapter 206. Upon determining that such messages were not received according to the schedule, the DFM 408 may request such messages from the connectivity adapter 206.

[0055] Upon determining that the DFM 408 is missing one or more events or messages, the DFM 408 may generate a request for such messages and store the request in the outbound queue 408B for transmission to the connectivity adapter 206. In some embodiments, the request is in the standardized dataset format and includes a flag having a value indicating that the request is a log retrieval request and not live data. A single log retrieval request may identify multiple messages to be requested from the infusion pump 204. Upon receiving the log retrieval requests from the cloud environment 106, the connectivity adapter 206 may transform the requests to one or more messages in the pump protocol and send to the infusion pump 202. Alternatively, the connectivity adapter 206 may throttle the requests based on the network load or condition of the clinical environment 102.

Missing Message Detection Method

[0056] With reference now to **FIG. 7**, an example missing message detection method 700 will be described. The example method 700 may be carried out, for example, by the DFM 408 of **FIG. 5** (or one or more components thereof). The method 700 illustrates an example algorithm that may be programmed, using any suitable programming environment or language, to create machine code capable of execution by a CPU or microcontroller. Various embodiments may be coded using assembly, C, OBJECTIVE-C, C++, JAVA, or other human-readable languages and then compiled, assembled, or otherwise transformed into machine code that can be loaded into read-only memory (ROM), erasable programmable read-only memory (EPROM), or other recordable memory that is coupled to the CPU or microcontroller and then then executed by the CPU or microcontroller. For example, when the method 700 is initiated, a set of executable program instructions stored on one or more non-transitory computer-readable media (e.g., hard drive, flash memory, removable media, etc.) may be loaded into memory (e.g., random access memory or “RAM”) of a computing device of the clinical environment 102 and/or the cloud environment 106. The executable instructions may then be executed by a hardware-based computer processor (e.g., a central processing unit or “CPU”) of the computing device. In some embodiments, the method 700 or portions thereof may

be implemented on multiple processors, serially or in parallel. For convenience, the steps of the example method 700 are described as being performed by the DFM 408.

[0057] At block 702, the DFM 408 receives messages from the connectivity adapter 206. As discussed above, the messages may reflect the current state of the infusion pumps 204 connected to the connectivity adapter 206 and may be in the standardized dataset format.

[0058] At block 704, the DFM 408 detects missing messages. For example, the DFM 408 may detect one or more missing messages based on missing message IDs (i.e. after receiving a message with a message ID that does not immediately follow the message ID of the immediately prior message).

[0059] At block 706, the DFM 408 generates a request for the missing messages for transmission to the connectivity adapter 206. For example, the DFM 408 may wait until the number of missing messages reaches a threshold number (e.g., for a single pump or for a single connectivity adapter), and request the missing messages in bulk (e.g., under a single request). The generated request may be added to the outbound queue 408B.

[0060] At block 708, the DFM 408 transmits the request to the connectivity adapter 206. Upon receiving the request, the connectivity adapter 206 may generate a corresponding request for the requested messages for transmission to the infusion pump 204.

[0061] In the method 700, one or more of the blocks shown in **FIG. 7** may be removed (e.g., not performed) and/or the order in which the method 700 is performed may be switched. In some embodiments, additional blocks may be added to the method 700. The embodiments of the present disclosure are not limited to or by the example shown in **FIG. 7**, and other variations may be implemented without departing from the spirit of this disclosure.

Merging Messages into Cloud Cache

[0062] The DFM 408 may merge the messages received from the connectivity adapter 206 into the cache 408A. In some cases, the DFM 408 merges a message into the cache 408A upon determining that the current time is within a threshold time period from the time associated with the message. For example, the DFM 408 may determine that a message associated with an alert generated 5 hours ago was received too late for the message to be merged into the cache 408A and refrain from merging the message into the cache 408A. In some embodiments, all data stored in the cloud cache 408A are received from the connectivity adapter 206, and the cloud cache 408A

does not include any data that is not in the connectivity adapter 206 or was not previously processed by the connectivity adapter 206. In other embodiments, the cloud cache 408A stores drug library information, software update information, and the like that may not be in the connectivity adapter cache 206C. In some embodiments, the DFM 408 pre-processes a portion of the data stored in the cache 408A and/or pre-generates user interface data that may be requested by the clinical environment 102 and stores them in the cache 408A for faster access.

Message Merging and Caching Method

[0063] With reference now to **FIG. 8**, an example message merging and caching method 800 will be described. The example method 800 may be carried out, for example, by the DFM 408 of **FIG. 5** (or one or more components thereof). The method 800 illustrates an example algorithm that may be programmed, using any suitable programming environment or language, to create machine code capable of execution by a CPU or microcontroller. Various embodiments may be coded using assembly, C, OBJECTIVE-C, C++, JAVA, or other human-readable languages and then compiled, assembled, or otherwise transformed into machine code that can be loaded into read-only memory (ROM), erasable programmable read-only memory (EPROM), or other recordable memory that is coupled to the CPU or microcontroller and then then executed by the CPU or microcontroller. For example, when the method 800 is initiated, a set of executable program instructions stored on one or more non-transitory computer-readable media (e.g., hard drive, flash memory, removable media, etc.) may be loaded into memory (e.g., random access memory or “RAM”) of a computing device of the clinical environment 102 and/or the cloud environment 106. The executable instructions may then be executed by a hardware-based computer processor (e.g., a central processing unit or “CPU”) of the computing device. In some embodiments, the method 800 or portions thereof may be implemented on multiple processors, serially or in parallel. For convenience, the steps of the example method 800 are described as being performed by the DFM 408.

[0064] At block 802, the DFM 408 receives a message from the connectivity adapter 206. As discussed above, the message may reflect the current state of the infusion pump 204 connected to the connectivity adapter 206 and may be in the standardized dataset format.

[0065] At block 804, the DFM 408 merges the message into the cache 408A. In some cases, the DFM 408 determines whether the message is relevant to any potential UI generation requests

(e.g., may be used to generate a UI provided to the clinical environment 102). Based on determining that the message is relevant to a potential UI generation request, the DFM 408 may merge the message into the cache 408A. Alternatively, based on determining that the message is not relevant to a potential UI generation request, the DFM 408 may refrain from merging the message into the cache 408A and merge the message into a database (e.g., database 414). In other embodiments, the DFM 408 may merge the message into the cache 408A, and remove the information included in the message from the cache 408A to the database 414 based on a determination that the message is not relevant to a potential UI generation request (e.g., after a specific time window).

[0066] At block 806, the DFM 408 receives a request to generate a user interface (e.g., from the clinical environment 102). The user interface data to be generated may be based on information previously provided by the connectivity adapter 106 (e.g., pump status, infusion status, power status, etc.).

[0067] At block 808, the DFM 408 accesses the cache 408A for information to be used for generating the user interface. For example, the information may include the current state of a single infusion pump, multiple infusion pumps in communication with a single connectivity adapter at a single facility, multiple infusion pumps in communication with multiple connectivity adapters at a single facility, multiple infusion pumps at multiple facilities, or any combination thereof.

[0068] At block 810, the DFM 408 provides the information accessed from the cache 408A to other services such as the report manager 404 or the device manager 406. Such services may generate the user interface and transmit the generated user interface to the clinical environment 102 (e.g., for presentation via the cloud user interface 208). In some cases, the requested user interface data are pre-generated by such services and stored in the cache 408A. In such cases, the such services can simply access and transmit the user interface data stored in the cache 408A to the clinical environment 102 or update the user interface data stored in the cache 408A before transmitting them to the clinical environment 102.

[0069] In the method 800, one or more of the blocks shown in **FIG. 8** may be removed (e.g., not performed) and/or the order in which the method 800 is performed may be switched. In some embodiments, additional blocks may be added to the method 800. The embodiments of the present

disclosure are not limited to or by the example shown in **FIG. 8**, and other variations may be implemented without departing from the spirit of this disclosure.

Pump Message Conversion Method

[0070] With reference now to **FIG. 9**, an example pump message conversion method 900 connectivity adapter 206 of **FIG. 3** (or one or more components thereof). The method 900 illustrates an example algorithm that may be programmed, using any suitable programming environment or language, to create machine code capable of execution by a CPU or microcontroller of the connectivity adapter 206. Various embodiments may be coded using assembly, C, OBJECTIVE-C, C++, JAVA, or other human-readable languages and then compiled, assembled, or otherwise transformed into machine code that can be loaded into read-only memory (ROM), erasable programmable read-only memory (EPROM), or other recordable memory of connectivity adapter 206 that is coupled to the CPU or microcontroller and then then executed by the CPU or microcontroller. For example, when the method 900 is initiated, a set of executable program instructions stored on one or more non-transitory computer-readable media (e.g., hard drive, flash memory, removable media, etc.) may be loaded into memory (e.g., random access memory or “RAM”) of a computing device of the clinical environment 102 and/or the cloud environment 106. The executable instructions may then be executed by a hardware-based computer processor (e.g., a central processing unit or “CPU”) of the computing device. In some embodiments, the method 900 or portions thereof may be implemented on multiple processors, serially or in parallel. For convenience, the steps of the example method 900 are described as being performed by the transformation worker 206A.

[0071] At block 902, the transformation worker 206A detects a new type of infusion pump that uses a new pump protocol. For example, the transformation worker 206A may check the device ID or protocol ID associated with the infusion pump and determine that the device ID or protocol ID does not match a predetermined list of device IDs or protocol IDs.

[0072] At block 904, the transformation worker 206A generates a connector (e.g., a software module or a set of computer executable instructions) for converting messages in the new pump protocol to the standardized dataset messages. For example, the transformation worker 206A may download a new configuration file that can be used to implement the connector from the cloud environment 106. Alternatively, the transformation worker 206A may access the parameters

included in a message in the new pump protocol and compare the parameters to the parameters in a standardized dataset message to generate a mapping between the two sets of parameters.

[0073] At block 906, the transformation worker 206A adds the connector between one or more infusion pumps using the new pump protocol. For example, the transformation worker 206A may add the protocol ID to the list of mappings that the transformation worker 206A is configured to perform. The transformation worker 206A may add the protocol ID to the list of mappings that the transformation worker 206A checks for upon receiving a pump message.

[0074] At block 908, the transformation worker 206A converts a message from the infusion pump using the new pump protocol to a standardized dataset message using the connector.

[0075] At block 910, the transformation worker 206A processes the converted message. For example, the transformation worker 206A may send the message to the device status manager 206B to be merged into the cache 206C and/or added to the outbound queue 206D.

[0076] In the method 900, one or more of the blocks shown in **FIG. 9** may be removed (e.g., not performed) and/or the order in which the method 900 is performed may be switched. In some embodiments, additional blocks may be added to the method 900. The embodiments of the present disclosure are not limited to or by the example shown in **FIG. 9**, and other variations may be implemented without departing from the spirit of this disclosure.

Cloud Authentication via Proxy

[0077] **FIG. 10** illustrates a computing environment 100 including user device 1002, the clinical environment 102 including the connectivity adapter 206, and the cloud environment 106 including authentication system 1004 and authentication proxy 1006. As shown in **FIG. 10**, the authentication system 1004 may be configured to authenticate users based on login requests from the user devices 1002, and provide cloud services to user devices 1002 that are successfully authenticated. In such cases, the user device 1002 may own user accounts created by the authentication system 1004 and provide the login credentials for the user accounts each time accessing the cloud services provided by the cloud environment 106.

[0078] In some cases, the connectivity adapter 206 may be a network appliance and may lack the capability of managing and maintaining its own user account. In such cases, the connectivity adapter 206 may send an authentication request to the authentication proxy 1006 (e.g., via a connection such as a secured and authenticated WebSocket connection or another other TCP

connection), and the authentication proxy 1006 may provide login credentials to the authentication system 1004 on behalf of the connectivity adapter 206 and receive a security token that can be used by the connectivity adapter 206 to generate a signed request. The connectivity adapter 206 may send the signed request to the authentication system 1004 (e.g., using HTTP), just as the authenticated user devices 1002 do in **FIG. 10**. In some cases, the connection between the connectivity adapter 206 and the authentication proxy 1006 utilize a different communications protocol (e.g., WebSocket) than the connection between the connectivity adapter 206 and the authentication system 1004 (e.g., HTTP). By using the authentication proxy 1006, the connectivity adapter can utilize the cloud services provided by the cloud environment 106 without having to manage user accounts or login credentials. The authentication proxy 1006 may maintain one or more user accounts per clinical environment account.

Connectivity Adapter Authentication Method

[0079] With reference now to **FIG. 11**, an example connectivity adapter authentication method 1100 will be described. The example method 1100 may be carried out, for example, by the authentication proxy 1006 of **FIG. 10**. The method 1100 illustrates an example algorithm that may be programmed, using any suitable programming environment or language, to create machine code capable of execution by a CPU or microcontroller. Various embodiments may be coded using assembly, C, OBJECTIVE-C, C++, JAVA, or other human-readable languages and then compiled, assembled, or otherwise transformed into machine code that can be loaded into read-only memory (ROM), erasable programmable read-only memory (EPROM), or other recordable memory that is coupled to the CPU or microcontroller and then then executed by the CPU or microcontroller. For example, when the method 1100 is initiated, a set of executable program instructions stored on one or more non-transitory computer-readable media (e.g., hard drive, flash memory, removable media, etc.) may be loaded into memory (e.g., random access memory or “RAM”) of a computing device of the clinical environment 102 and/or the cloud environment 106. The executable instructions may then be executed by a hardware-based computer processor (e.g., a central processing unit or “CPU”) of the computing device. In some embodiments, the method 1100 or portions thereof may be implemented on multiple processors, serially or in parallel. For convenience, the steps of the example method 1100 are described as being performed by the authentication proxy 1006.

[0080] At block 1102, the authentication proxy 1006 receives an authentication request from the connectivity adapter 206 via a secured and authenticated WebSocket connection. For example, the WebSocket connection may be the connection via which the connectivity adapter 206 transmits messages to the cloud environment 106.

[0081] At block 1104, the authentication proxy 1006 identifies the login credentials of a user account to be used for authenticating the connectivity adapter 206. For example, the authentication proxy 1006 may identify the user account based on one or more identifiers associated with the clinical environment 102. In some embodiments, the clinical environment 102 is associated with a one or more identifiers and has multiple regions, healthcare systems, and facilities therein.

[0082] At block 1106, the authentication proxy 1006 transmits the login credentials to the authentication system 1004, and at block 1108, the authentication proxy 1006 receives a security token from the authentication system 1004.

[0083] At block 1110, the authentication proxy 1006 transmits the security token to the connectivity adapter 206, and at block 1112, the authentication proxy 1006 causes the connectivity adapter 206 to transmit a signed request to the authentication system using HTTP.

[0084] In the method 1100, one or more of the blocks shown in **FIG. 11** may be removed (e.g., not performed) and/or the order in which the method 1100 is performed may be switched. In some embodiments, additional blocks may be added to the method 1100. The embodiments of the present disclosure are not limited to or by the example shown in **FIG. 11**, and other variations may be implemented without departing from the spirit of this disclosure.

Data Segmentation

[0085] **Fig. 12** shows a block diagram illustrating a segmented data structure 1200 including an account data node 1202, which includes region data nodes 1204 and 1206. The region data node 1204 includes system data node 1208, and the region data node 1206 includes system data nodes 1210 and 1212. The system data node 1208 includes facility data node 1214. As shown in **FIG. 12**, facility data node that used to belong to the system data node 1208 has been moved to the system data node 1210, which further includes facility data node 1218. The system data node 1212 includes facility data node 1220. As shown in **FIG. 12**, the facility data node includes infusion pumps 1218A, 1218B, 1218C, etc. The account data node 1202 corresponds to an account generated for each unique entity that may own, oversee, and/or manage one or more healthcare

facilities (e.g., hospital facilities) in one or more healthcare systems (e.g., a network of hospitals) in one or more regions (e.g., geographical divisions including multiple networks of hospitals). For example, the clinical environment 102 may correspond to any of a facility, system, region, or account.

[0086] In some embodiments, the data generated by the infusion pumps 204 and/or the connectivity adapters 206 at the individual facilities may be tagged with the facility ID and the account ID, since those two identifiers may be permanent. For example, the connectivity adapter 206 may receive a message from the infusion pump 204, convert the message into a standardized dataset message, and inject one or more tags into the standardized dataset message by adding or setting one or more corresponding key-value pairs (e.g., facilityID = F0293, accountID = A29847, etc.) in the standardized dataset message. On the other hand, as the facilities are restructured and moved around within the enterprise structure, the data corresponding to the facilities may be assigned a different system ID or region ID. For example, in the example of FIG. 12, the facility data node 1216 has been moved from the system data node 1208 to system data node 1210 (e.g., representative of a change in the boundary between two regions), the data generated at the facility corresponding to the facility data node 1216, while still belonging to the facility data node 1216 and account data node 1202, no longer belongs to the system data node 1208 and region data node 1204, and instead belongs to the system data node 1210 and region data node 1206. Thus, by tagging the messages prior to transmitting them to the cloud environment 106 with immutable IDs (e.g., facility ID and account ID) and not IDs that may or may not change in the future, the connectivity adapter 206 facilitates security control, access, filtering, and reporting of such data. Further, as a result, the infusion pumps 204 need not be aware or keep track of the facility to which they are connected, since any messages or other data generated by the infusion pumps 204 will be appropriately tagged by the connectivity adapter 206 to which they are connected. For example, if an infusion pump is moved from one facility to another, the infusion pump can simply start sending messages to the connectivity adapter 206 at the new facility without worrying about the change in facility, since any new data generated by the infusion pump at the new facility will be tagged with the new facility ID by the new connectivity adapter 206. Further, by allowing the facilities to be moved across systems and regions, the segmented data structure 1200 allows facilities having one characteristic to be decoupled from other facilities having another characteristic (e.g., EHR vendor A vs. EHR vendor B, pump type X vs. pump type Y, etc.).

[0087] In some embodiments, data generated by the infusion pumps and/or connectivity adapters may include a facility ID and an account ID as immutable (permanent) IDs, and may include one or more mutable IDs such as a region ID and a system ID. The IDs associated with the data generated in a given facility may reflect the structural associations at the time of generation (old structure). When the facility is later restructured (new structure), the new structure is used in connection with the data (e.g., for reporting the data) and the prior mutable IDs may be ignored or updated as needed. Thus, data records are tagged based on the structure (e.g., account, region, system, facility) at the time that the data records are created. When the structure is subsequently modified, the system can (i) continue to use the data records as tagged at the time of creation despite the changes, (ii) update the mutable IDs to reflect the modified structure, and use the data records with the immutable IDs and updated mutable IDs, (iii) use the data records with only the immutable IDs (e.g., ignoring the mutable IDs), or (iv) use the data records with the immutable IDs and any mutable IDs that still reflect the modified structure.

Segmented Data Restructuring Method

[0088] With reference now to **FIG. 13**, an example segmented data restructuring method 1300 will be described. The example method 1300 may be carried out, for example, by the connectivity adapter 206 of **FIG. 3** (or one or more components thereof) or the cloud environment 106 of **FIG. 5** (or one or more components thereof). The method 1300 illustrates an example algorithm that may be programmed, using any suitable programming environment or language, to create machine code capable of execution by a CPU or microcontroller. Various embodiments may be coded using assembly, C, OBJECTIVE-C, C++, JAVA, or other human-readable languages and then compiled, assembled, or otherwise transformed into machine code that can be loaded into read-only memory (ROM), erasable programmable read-only memory (EPROM), or other recordable memory that is coupled to the CPU or microcontroller and then then executed by the CPU or microcontroller. For example, when the method 1300 is initiated, a set of executable program instructions stored on one or more non-transitory computer-readable media (e.g., hard drive, flash memory, removable media, etc.) may be loaded into memory (e.g., random access memory or “RAM”) of a computing device of the clinical environment 102 and/or the cloud environment 106. The executable instructions may then be executed by a hardware-based computer processor (e.g., a central processing unit or “CPU”) of the computing device. In some embodiments, the

method 1300 or portions thereof may be implemented on multiple processors, serially or in parallel. For convenience, the steps of the example method 1300 are described as being performed by the connectivity adapter 206 and/or the cloud environment 106.

[0089] At block 1302, the connectivity adapter 206 receives a message from an infusion pump 204 at a facility (e.g., hospital).

[0090] At block 1304, the connectivity adapter 206 adds an account ID and a facility ID to the message received from the infusion pump 204. In some cases, the message from the infusion pump 204 may be converted to a standardized dataset message, and the account ID and facility ID may be added to the standardized dataset message. In some embodiments, the connectivity adapter 206 determines one or more IDs described herein (e.g., account ID, facility ID, region ID, system ID, etc.) associated with the infusion pump 204 by checking one or more indicators in a priority order. For example, the connectivity adapter 206 may determine a given indicator associated with the infusion pump 204 and access a database of facility IDs (or other IDs) to determine whether any of the facility IDs are associated with the determined indicator associated with the infusion pump 204. The indicator may be one or more of (i) the network port via which the infusion pump 204 is connected to the connectivity adapter 206 (e.g., pumps associated with Facility A may connect via Port 9292, pumps associated with Facility B may connect via Port 9293, etc.), (ii) location data associated with the infusion pump 204, (iii) the Internet Protocol (IP) address associated with the infusion pump 204, (iv) the name associated with the infusion pump 204, (v) the Media Access Control (MAC) address associated with the infusion pump 204, (vi) the Wi-Fi access point associated with the infusion pump 204, and (vii) the serial number associated with the infusion pump 204. If the connectivity adapter 206 determines that, after checking one or more of the indicators, that the facility ID (or another ID) cannot be found in the database, the connectivity adapter 206 may add a default facility ID to the message received from the infusion pump 204 at block 1304, indicating that the pump message originated from an infusion pump not associated with a known facility.

[0091] In some embodiments, one or more of the indicators described herein are checked in a specific priority order. For example, the connectivity adapter 206 may first try to determine the facility ID (or another ID) based on the MAC address of the infusion pump 204. If the connectivity adapter 206 does not find a facility ID matching the MAC address, the connectivity adapter 206 may then try to determine the facility ID based on the serial number of the infusion pump 204. If

the connectivity adapter 206 does not find a facility ID matching the serial number, the connectivity adapter 206 may then try to determine the facility ID based on the location data associated with the infusion pump 204. If the connectivity adapter 206 does not find a facility ID matching the location data, the connectivity adapter 206 may add a default facility ID to the message received from the infusion pump 204 at block 1304, indicating that the pump message originated from an infusion pump not associated with a known facility. Although the priority order of MAC address, serial number, and location data is used as an example, the techniques described herein can be applied to any other combination of indicators may be checked in any other priority order.

[0092] At block 1306, the cloud environment 106 transfers the facility at which the infusion pump 204 is located to another system (e.g., a healthcare system or a network of facilities) without changing the account ID and the facility ID of the message. For example, the facility may be using the EMR system from vendor A, and all facilities using the EMR system from vendor A within the existing healthcare system may have been separated out to a new healthcare system.

[0093] At block 1308, the cloud environment 106 updates the region ID and the system ID associated with the facility in which the infusion pump 204 is located. By updating the region ID and system ID of the facility, any new data generated in the facility may be accessible using the new region ID and system ID. Further, even after moving the facility 1216 from the system 1208 to the system 1210, the pump messages generated by the infusion pumps at the facility 1216 may continue to be stamped, tagged, or otherwise associated with the same account ID and the facility ID as those used prior to the move. In some cases, when an infusion pump is physically moved to a new facility, the connectivity adapter 206 at the new facility may stamp, tag, or otherwise associate the pump messages generated by the infusion pump with a new facility ID corresponding to the new facility.

[0094] In the method 1300, one or more of the blocks shown in **FIG. 13** may be removed (e.g., not performed) and/or the order in which the method 1300 is performed may be switched. In some embodiments, additional blocks may be added to the method 1300. The embodiments of the present disclosure are not limited to or by the example shown in **FIG. 13**, and other variations may be implemented without departing from the spirit of this disclosure.

Example Clauses

[0095] Embodiments of the present disclosure can be defined by the following non-limiting clauses:

[0096] Clause 1. A system configured to facilitate messaging during a network outage, the system comprising: a plurality of infusion pumps configured to deliver medication to patients, each infusion pump of the plurality of infusion pumps comprising a memory configured to store operational software and a processor configured to generate pump messages; a connectivity adapter comprising computer hardware and in communication with the plurality of infusion pumps over a first network; and a server comprising computer hardware and in communication with the connectivity adapter over a second network different from the first network, wherein the connectivity adapter is configured to: receive a first pump message from a first infusion pump of the plurality of infusion pumps, the first pump message including information that is new to the connectivity adapter; generate a first standardized dataset message based on the information in the first pump message; store the first standardized dataset message in an outbound queue for transmission to the server; subsequent to storing the first standardized dataset message in the outbound queue, receive a second pump message from the first infusion pump, the second pump message including additional information that is new to the connectivity adapter; generate a second standardized dataset message based on the additional information in the second pump message; store the second standardized dataset message in the outbound queue for transmission to the server; remove the first standardized dataset message from the outbound queue without transmitting the first standardized dataset message to the server; and transmit the second standardized dataset message in the outbound queue to the server.

[0097] Clause 2. The system of Clause 1, wherein the first pump message includes a first message identifier (ID), and the second pump message includes a second message ID that immediately follows the first message ID in value.

[0098] Clause 3. The system of Clause 1, wherein the first standardized dataset message includes a first message identifier (ID), and the second standardized dataset message includes a second message ID that immediately follows the first message ID in value.

[0099] Clause 4. The system of Clause 1, wherein the first pump message includes a first parameter indicative of a status of the first infusion pump, and the first standardized dataset

message includes (i) the first parameter and (ii) a second parameter that is not in the first pump message and indicative of another status of the first infusion pump.

[00100] Clause 5. The system of Clause 4, wherein the second parameter is associated with one of a null value or a default value.

[00101] Clause 6. The system of Clause 1, wherein the connectivity adapter is further configured to store the information in the first pump message in a cache.

[00102] Clause 7. The system of Clause 6, wherein the connectivity adapter is further configured to receive a third pump message from the first infusion pump, and based on determining that the third pump message does not include information new to the connectivity adapter, refrain from storing the information in the third pump message in the cache.

[00103] Clause 8. The system of Clause 1, wherein the connectivity adapter is further configured to update a parameter stored in a cache based on the information in the first pump message.

[00104] Clause 9. The system of Clause 1, wherein the connectivity adapter is further configured to, subsequent to removing the first standardized dataset message from the outbound queue without transmitting the first standardized dataset message to the server, receive a request for the first pump message from the server.

[00105] Clause 10. The system of Clause 9, wherein the connectivity adapter is further configured to, in response to the request for the first pump message, transmit a request for the first pump message to the first infusion pump.

[00106] Clause 11. A method of facilitating messaging during a network outage, the method comprising: receiving a first pump message from a first infusion pump over a first network; generating a first standardized dataset message based on the information in the first pump message; storing the first standardized dataset message in an outbound queue for transmission to a server over a second network different from the first network; subsequent to storing the first standardized dataset message in the outbound queue, receiving a second pump message from the first infusion pump over the first network; generating a second standardized dataset message based on the additional information in the second pump message; storing the second standardized dataset message in the outbound queue for transmission to the server; removing the first standardized dataset message from the outbound queue without transmitting the first standardized dataset

message to the server; and transmitting the second standardized dataset message in the outbound queue to the server over the second network.

[00107] Clause 12. The method of Clause 11, wherein the first pump message includes a first message identifier (ID), and the second pump message includes a second message ID that immediately follows the first message ID in value.

[00108] Clause 13. The method of Clause 11, wherein the first standardized dataset message includes a first message identifier (ID), and the second standardized dataset message includes a second message ID that immediately follows the first message ID in value.

[00109] Clause 14. The method of Clause 11, wherein the first pump message includes a first parameter indicative of a status of the first infusion pump, and the first standardized dataset message includes (i) the first parameter and (ii) a second parameter that is not in the first pump message and indicative of another status of the first infusion pump.

[00110] Clause 15. The method of Clause 14, wherein the second parameter is associated with one of a null value or a default value.

[00111] Clause 16. The method of Clause 11, further comprising storing the information in the first pump message in a cache.

[00112] Clause 17. The method of Clause 16, further comprising receiving a third pump message from the first infusion pump, and based on determining that the third pump message does not include information new to the connectivity adapter, refraining from storing the information in the third pump message in the cache.

[00113] Clause 18. The method of Clause 11, further comprising updating a parameter stored in a cache based on the information in the first pump message.

[00114] Clause 19. The method of Clause 11, further comprising, subsequent to removing the first standardized dataset message from the outbound queue without transmitting the first standardized dataset message to the server, receiving a request for the first pump message from the server.

[00115] Clause 20. The method of Clause 19, further comprising, in response to the request for the first pump message, transmitting a request for the first pump message to the first infusion pump.

[00116] Clause 21. A system configured to facilitate messaging during a network outage, the system comprising: a plurality of infusion pumps configured to deliver medication to patients, each

infusion pump of the plurality of infusion pumps comprising a memory configured to store operational software and a processor configured to generate pump messages; a connectivity adapter comprising computer hardware and in communication with the plurality of infusion pumps over a first network; and a server comprising computer hardware and in communication with the connectivity adapter over a second network different from the first network, wherein the connectivity adapter is configured to: receive a first pump message from a first infusion pump of the plurality of infusion pumps, the first pump message including information that is new to the connectivity adapter; generate a first standardized dataset message based on the information in the first pump message; store the first standardized dataset message in an outbound queue for transmission to the server; subsequent to storing the first standardized dataset message in the outbound queue, receive a second pump message from the first infusion pump, the second pump message including additional information that is new to the connectivity adapter; generate a second standardized dataset message based on the additional information in the second pump message; store the second standardized dataset message in the outbound queue for transmission to the server; determine whether a removal condition for removing the first standardized dataset message from the outbound queue without transmitting the first standardized dataset message to the server is satisfied; and subsequent to determining whether the removal condition is satisfied, removing the first standardized dataset message from the outbound queue.

[00117] Clause 22. The system of Clause 21, wherein the connectivity adapter is further configured to, subsequent to determining that the removal condition is satisfied, remove the first standardized dataset message from the outbound queue without transmitting the first standardized dataset message to the server.

[00118] Clause 23. The system of Clause 21, wherein the connectivity adapter is further configured to, subsequent to determining that the removal condition is not satisfied, remove the first standardized dataset message from the outbound queue and transmit the first standardized dataset message to the server.

[00119] Clause 24. The system of Clause 22 or 23, wherein determining whether the removal condition is satisfied comprises determining whether the first standardized dataset message has been in the outbound queue for a time period greater than a threshold time period.

[00120] Clause 25. The system of Clause 22 or 23, wherein determining whether the removal condition is satisfied comprises determining whether the outbound queue includes a number of messages that is greater than a threshold number of messages.

[00121] Clause 26. The system of Clause 22 or 23, wherein the first pump message includes a first message identifier (ID), and the second pump message includes a second message ID that immediately follows the first message ID in value.

[00122] Clause 27. The system of Clause 22 or 23, wherein the first standardized dataset message includes a first message identifier (ID), and the second standardized dataset message includes a second message ID that immediately follows the first message ID in value.

[00123] Clause 28. The system of Clause 22 or 23, wherein the first pump message includes a first parameter indicative of a status of the first infusion pump, and the first standardized dataset message includes (i) the first parameter and (ii) a second parameter that is not in the first pump message and indicative of another status of the first infusion pump.

[00124] Clause 29. The system of Clause 28, wherein the second parameter is associated with one of a null value or a default value.

[00125] Clause 30. The system of Clause 22 or 23, wherein the connectivity adapter is further configured to store the information in the first pump message in a cache.

[00126] Clause 31. The system of Clause 30, wherein the connectivity adapter is further configured to receive a third pump message from the first infusion pump, and based on determining that the third pump message does not include information new to the connectivity adapter, refrain from storing the information in the third pump message in the cache.

[00127] Clause 32. The system of Clause 22 or 23, wherein the connectivity adapter is further configured to update a parameter stored in a cache based on the information in the first pump message.

[00128] Clause 33. The system of Clause 22, wherein the connectivity adapter is further configured to, subsequent to removing the first standardized dataset message from the outbound queue without transmitting the first standardized dataset message to the server, receive a request for the first pump message from the server.

[00129] Clause 34. The system of Clause 33, wherein the connectivity adapter is further configured to, in response to the request for the first pump message, transmit a request for the first pump message to the first infusion pump.

[00130] Clause 35. A method for providing messaging in a clinical environment, the method comprising: storing a plurality of messages in a message queue, wherein the plurality of messages contain information about one or more infusion pumps residing in the clinical environment, the plurality of messages stored in the message queue including at least a first message and a second message; transmitting at least some of the plurality of messages to a remote server configured to receive messages generated in the clinical environment; subsequent to the transmission, detecting a network outage, wherein the network outage prevents transmission of messages to the remote server; determining that the first message in the message queue satisfies a condition for being removed from the message queue without being successfully transmitted to the remote server; removing the first message from the message queue such that the first message is removed from the message queue prior to being received by the remote server; determining that the network outage has been resolved; and transmitting the second message to the remote server such that the second message is received by the remote server and the first message is not received by the remote server.

[00131] Clause 36. The method of Clause 35, further comprising detecting the network outage based at least on not having received an acknowledgement from the remote server during a specific time window.

[00132] Clause 37. The method of Clause 35, further comprising detecting the network outage based at least on receiving a message from the remote server that a connection to the remote server is terminated.

[00133] Clause 38. The method of Clause 35, further comprising determining that the first message satisfies the condition based at least on the first message being associated with an infusion pump event that is older than a threshold amount of time.

[00134] Clause 39. The method of Clause 35, further comprising determining that the first message satisfies the condition based at least on the first message being the oldest message in the message queue.

[00135] Clause 40. The method of Clause 35, further comprising determining that the first message satisfies the condition based at least on the message queue being full.

[00136] Clause 41. The method of Clause 35, further comprising attempting, prior to determining that the first message satisfies the condition, to transmit the first message to the remote server, and determining that the first message was not received by the remote server.

[00137] Clause 42. An apparatus configured to provide messaging in a clinical environment, the apparatus comprising: one or more processors; and one or more memories in communication with the one or more processors and storing computer-executable instructions that, when executed by the one or more processors, configure the one or more processors to: cause a plurality of messages to be stored in a message queue, wherein the plurality of messages contain information about one or more infusion pumps residing in the clinical environment, the plurality of messages stored in the message queue including at least a first message and a second message; cause at least some of the plurality of messages to be transmitted to a remote server configured to receive messages generated in the clinical environment; subsequent to the transmission, determine that the first message in the message queue satisfies a condition for being removed from the message queue; cause the first message to be removed from the message queue such that the first message is removed from the message queue prior to being received by the remote server; and cause the second message to be transmitted to the remote server such that the second message is received by the remote server and the first message is not received by the remote server.

[00138] Clause 43. The apparatus of Clause 42, wherein the computer-executable instructions, when executed by the one or more processors, further configure the one or more processors to detect a network outage that prevents transmission of messages to the remote server.

[00139] Clause 44. The apparatus of Clause 43, wherein the computer-executable instructions, when executed by the one or more processors, further configure the one or more processors to detect the network outage based at least on not having received an acknowledgement from the remote server during a specific time window.

[00140] Clause 45. The apparatus of Clause 43, wherein the computer-executable instructions, when executed by the one or more processors, further configure the one or more processors to detect the network outage based at least on receiving a message from the remote server that a connection to the remote server is terminated.

[00141] Clause 46. The apparatus of Clause 42, wherein the computer-executable instructions, when executed by the one or more processors, further configure the one or more processors to determine that the first message satisfies the condition based at least on the first message being associated with an infusion pump event that is older than a threshold amount of time.

[00142] Clause 47. The apparatus of Clause 42, wherein the computer-executable instructions, when executed by the one or more processors, further configure the one or more processors to

determine that the first message satisfies the condition based at least on the first message being the oldest message in the message queue.

[00143] Clause 48. The apparatus of Clause 42, wherein the computer-executable instructions, when executed by the one or more processors, further configure the one or more processors to determine that the first message satisfies the condition based at least on the message queue being full.

[00144] Clause 49. The apparatus of Clause 42, wherein the computer-executable instructions, when executed by the one or more processors, further configure the one or more processors to attempt, prior to determining that the first message satisfies the condition, to transmit the first message to the remote server, and determine that the first message was not received by the remote server.

[00145] Clause 50. Non-transitory physical computer storage storing computer-executable instructions that, when executed by one or more computing devices, configure the one or more computing devices to: cause a plurality of messages to be stored in a message queue, wherein the plurality of messages contain information about one or more infusion pumps residing in the clinical environment, the plurality of messages stored in the message queue including at least a first message and a second message; cause at least some of the plurality of messages to be transmitted to a remote server configured to receive messages generated in the clinical environment; subsequent to the transmission, determine that the first message in the message queue satisfies a condition for being removed from the message queue; cause the first message to be removed from the message queue such that the first message is removed from the message queue prior to being received by the remote server; and cause the second message to be transmitted to the remote server such that the second message is received by the remote server and the first message is not received by the remote server.

[00146] Clause 51. The non-transitory physical computer storage of Clause 50, wherein the computer-executable instructions, when executed by the one or more computing devices, further configure the one or more computing devices to detect a network outage that prevents transmission of messages to the remote server.

[00147] Clause 52. The non-transitory physical computer storage of Clause 50, wherein the computer-executable instructions, when executed by the one or more computing devices, further configure the one or more computing devices to determine that the first message satisfies the

condition based at least on the first message being associated with an infusion pump event that is older than a threshold amount of time.

[00148] Clause 53. The non-transitory physical computer storage of Clause 50, wherein the computer-executable instructions, when executed by the one or more computing devices, further configure the one or more computing devices to determine that the first message satisfies the condition based at least on the first message being the oldest message in the message queue.

[00149] Clause 54. The non-transitory physical computer storage of Clause 50, wherein the computer-executable instructions, when executed by the one or more computing devices, further configure the one or more computing devices to attempt, prior to determining that the first message satisfies the condition, to transmit the first message to the remote server, and determine that the first message was not received by the remote server.

[00150] Clause 55. A method for providing messaging in a clinical environment, the method comprising: storing a plurality of messages in a message queue, wherein the plurality of messages contain information about one or more infusion pumps residing in the clinical environment, the plurality of messages stored in the message queue including at least a first message; transmitting at least some of the plurality of messages to a remote server configured to receive messages generated in the clinical environment; subsequent to the transmission, detecting a temporary interruption in a network connection to the remote server, wherein the temporary interruption prevents transmission of messages to the remote server; determining that the first message in the message queue does not satisfy a condition for being removed from the message queue without being successfully transmitted to the remote server; determining that the temporary interruption has been resolved; and transmitting the first message to the remote server such that the first message is received by the remote server.

[00151] Clause 56. The method of Clause 55, further comprising detecting the temporary interruption based at least on not having received an acknowledgement from the remote server during a specific time window.

[00152] Clause 57. The method of Clause 55, further comprising detecting the temporary interruption based at least on receiving a message from the remote server that a connection to the remote server is terminated.

[00153] Clause 58. The method of Clause 55, further comprising determining that the first message does not satisfy the condition based at least on the first message being associated with an infusion pump event that is not older than a threshold amount of time.

[00154] Clause 59. The method of Clause 55, further comprising determining that the first message does not satisfy the condition based at least on the first message not being a time-sensitive message.

[00155] Clause 60. The method of Clause 55, further comprising attempting, prior to determining that the first message does not satisfy the condition, to transmit the first message to the remote server, and determining that the first message was not received by the remote server.

[00156] Clause 61. An apparatus configured to provide messaging in a clinical environment, the apparatus comprising: one or more processors; and one or more memories in communication with the one or more processors and storing computer-executable instructions that, when executed by the one or more processors, configure the one or more processors to: cause a plurality of messages to be stored in a message queue, wherein the plurality of messages contain information about one or more infusion pumps residing in the clinical environment, the plurality of messages stored in the message queue including at least a first message; cause at least some of the plurality of messages to be transmitted to a remote server configured to receive messages generated in the clinical environment; subsequent to the transmission, determine that the first message in the message queue does not satisfy a condition for being removed from the message queue; and cause the first message to be transmitted to the remote server such that the first message is received by the remote server.

[00157] Clause 62. The apparatus of Clause 61, wherein the computer-executable instructions, when executed by the one or more processors, further configure the one or more processors to detect an interruption in a network connection between the apparatus and the remote server that prevents transmission of messages from the apparatus to the remote server.

[00158] Clause 63. The apparatus of Clause 62, wherein the computer-executable instructions, when executed by the one or more processors, further configure the one or more processors to detect the interruption based at least on not having received an acknowledgement from the remote server during a specific time window.

[00159] Clause 64. The apparatus of Clause 62, wherein the computer-executable instructions, when executed by the one or more processors, further configure the one or more processors to

detect the interruption based at least on receiving a message from the remote server that the network connection between the apparatus and the remote server is terminated.

[00160] Clause 65. The apparatus of Clause 61, wherein the computer-executable instructions, when executed by the one or more processors, further configure the one or more processors to determine that the first message does not satisfy the condition based at least on the first message being associated with an infusion pump event that is not older than a threshold amount of time.

[00161] Clause 66. The apparatus of Clause 61, wherein the computer-executable instructions, when executed by the one or more processors, further configure the one or more processors to determine that the first message does not satisfy the condition based at least on the first message not being a time-sensitive message.

[00162] Clause 67. The apparatus of Clause 61, wherein the computer-executable instructions, when executed by the one or more processors, further configure the one or more processors to attempt, prior to determining that the first message does not satisfy the condition, to transmit the first message to the remote server, and determine that the first message was not received by the remote server.

[00163] Clause 68. Non-transitory physical computer storage storing computer-executable instructions that, when executed by one or more computing devices, configure the one or more computing devices to: cause a plurality of messages to be stored in a message queue, wherein the plurality of messages contain information about one or more infusion pumps residing in the clinical environment, the plurality of messages stored in the message queue including at least a first message; cause at least some of the plurality of messages to be transmitted to a remote server configured to receive messages generated in the clinical environment; subsequent to the transmission, determine that the first message in the message queue does not satisfy a condition for being removed from the message queue; and cause the first message to be transmitted to the remote server such that the first message is received by the remote server.

[00164] Clause 69. The non-transitory physical computer storage of Clause 68, wherein the computer-executable instructions, when executed by the one or more computing devices, further configure the one or more computing devices to detect an interruption in a network connection to the remote server that prevents transmission of messages to the remote server.

[00165] Clause 70. The non-transitory physical computer storage of Clause 69, wherein the computer-executable instructions, when executed by the one or more computing devices, further

configure the one or more computing devices to detect the interruption based at least on not having received an acknowledgement from the remote server during a specific time window.

[00166] Clause 71. The non-transitory physical computer storage of Clause 69, wherein the computer-executable instructions, when executed by the one or more computing devices, further configure the one or more computing devices to detect the interruption based at least on receiving a message from the remote server that the network connection to the remote server is terminated.

[00167] Clause 72. The non-transitory physical computer storage of Clause 68, wherein the computer-executable instructions, when executed by the one or more computing devices, further configure the one or more computing devices to determine that the first message does not satisfy the condition based at least on the first message being associated with an infusion pump event that is not older than a threshold amount of time.

[00168] Clause 73. The non-transitory physical computer storage of Clause 68, wherein the computer-executable instructions, when executed by the one or more computing devices, further configure the one or more computing devices to determine that the first message does not satisfy the condition based at least on the first message not being a time-sensitive message.

[00169] Clause 74. The non-transitory physical computer storage of Clause 68, wherein the computer-executable instructions, when executed by the one or more computing devices, further configure the one or more computing devices to attempt, prior to determining that the first message does not satisfy the condition, to transmit the first message to the remote server, and determine that the first message was not received by the remote server.

[00170] Clause 75. A method for detecting missing messages from a clinical environment, the method comprising: processing a plurality of messages from a network device residing in the clinical environment, wherein the plurality of messages contain information about one or more infusion pumps residing in the clinical environment, wherein the plurality of messages includes a first message having a first message identifier value and a second message having a second message identifier value; determining that one or more messages are missing between the first message and the second message based on (i) receiving the second message after the first message without receiving any other message therebetween and (ii) determining that there is at least one message identifier value between the first message identifier value and the second message identifier value in a predetermined sequence; and transmitting a message request to the network

device residing in the clinical environment, wherein the message request identifies the one or more messages that should have been received from the network device but have not been received.

[00171] Clause 76. The method of Clause 75, further comprising, in response to the message request, receiving one or more additional messages from the network device, wherein the one or more messages include information that would have been included in the one or more messages.

[00172] Clause 77. The method of Clause 76, further comprising updating, based at least on the one or more additional messages received in response to the message request, a cache to include additional information about the one or more infusion pumps residing in the clinical environment.

[00173] Clause 78. The method of Clause 75, further comprising causing the network device to request additional information from the one or more infusion pumps that would have been included in the one or more messages.

[00174] Clause 79. The method of Clause 75, further comprising, in response to determining that the one or more messages has reached a threshold count, transmitting the message request to the network device residing in the clinical environment.

[00175] Clause 80. A system configured to detect missing messages from a clinical environment, the system comprising: one or more processors; and one or more memories in communication with the one or more processors and storing computer-executable instructions that, when executed by the one or more processors, configure the one or more processors to: process a plurality of messages from a network device residing in the clinical environment, wherein the plurality of messages contain information about one or more infusion pumps residing in the clinical environment; detect one or more missing messages that should have been received from the network device have not been received; and cause a message request to be transmitted to the network device residing in the clinical environment, wherein the message request identifies the one or more missing messages that should have been received from the network device have not been received.

[00176] Clause 81. The system of Clause 80, wherein the computer-executable instructions, when executed by the one or more processors, further configure the one or more processors to receive, in response to the message request, one or more additional messages from the network device, wherein the one or more messages include information that would have been included in the one or more missing messages.

[00177] Clause 82. The system of Clause 81, wherein the computer-executable instructions, when executed by the one or more processors, further configure the one or more processors to cause, based at least on the one or more additional messages received in response to the message request, a cache to be updated to include additional information about the one or more infusion pumps residing in the clinical environment.

[00178] Clause 83. The system of Clause 80, wherein the computer-executable instructions, when executed by the one or more processors, further configure the one or more processors to detect the one or more missing messages based at least on message identifier information associated with one or more of the plurality of messages.

[00179] Clause 84. The system of Clause 80, wherein the computer-executable instructions, when executed by the one or more processors, further configure the one or more processors to detect the one or more missing messages based at least on a first message in the plurality of messages having a message identifier that does not immediately follow another message identifier of a second message of the plurality of messages that immediately follows the first message.

[00180] Clause 85. The system of Clause 80, wherein the computer-executable instructions, when executed by the one or more processors, further configure the one or more processors to cause the network device to request additional information from the one or more infusion pumps that would have been included in the one or more missing messages.

[00181] Clause 86. The system of Clause 80, wherein the computer-executable instructions, when executed by the one or more processors, further configure the one or more processors to cause, in response to determining that the one or more missing messages has reached a threshold count, the message request to be transmitted to the network device residing in the clinical environment.

[00182] Clause 87. The system of Clause 80, wherein the message request includes a flag having a value indicating that the message request is a log retrieval request and not live data.

[00183] Clause 88. Non-transitory physical computer storage storing computer-executable instructions that, when executed by one or more computing devices, configure the one or more computing devices to: process a plurality of messages from a network device residing in the clinical environment, wherein the plurality of messages contain information about one or more infusion pumps residing in the clinical environment; detect one or more missing messages that should have been received from the network device have not been received; and cause a message

request to be transmitted to the network device residing in the clinical environment, wherein the message request identifies the one or more missing messages that should have been received from the network device have not been received.

[00184] Clause 89. The non-transitory physical computer storage of Clause 88, wherein the computer-executable instructions, when executed by the one or more computing devices, further configure the one or more computing devices to receive, in response to the message request, one or more additional messages from the network device, wherein the one or more messages include information that would have been included in the one or more missing messages.

[00185] Clause 90. The non-transitory physical computer storage of Clause 89, wherein the computer-executable instructions, when executed by the one or more computing devices, further configure the one or more computing devices to cause, based at least on the one or more additional messages received in response to the message request, a cache to be updated to include additional information about the one or more infusion pumps residing in the clinical environment.

[00186] Clause 91. The non-transitory physical computer storage of Clause 88, wherein the computer-executable instructions, when executed by the one or more computing devices, further configure the one or more computing devices to detect the one or more missing messages based at least on message identifier information associated with one or more of the plurality of messages.

[00187] Clause 92. The non-transitory physical computer storage of Clause 88, wherein the computer-executable instructions, when executed by the one or more computing devices, further configure the one or more computing devices to detect the one or more missing messages based at least on a first message in the plurality of messages having a message identifier that does not immediately follow another message identifier of a second message of the plurality of messages that immediately follows the first message.

[00188] Clause 93. The non-transitory physical computer storage of Clause 88, wherein the computer-executable instructions, when executed by the one or more computing devices, further configure the one or more computing devices to cause the network device to request additional information from the one or more infusion pumps that would have been included in the one or more missing messages.

[00189] Clause 94. The non-transitory physical computer storage of Clause 88, wherein the computer-executable instructions, when executed by the one or more computing devices, further configure the one or more computing devices to cause, in response to determining that the one or

more missing messages has reached a threshold count, the message request to be transmitted to the network device residing in the clinical environment.

[00190] Clause 95. A method for generating a user interface based on messages from a clinical environment, the method comprising: processing a message from a network device residing in the clinical environment, wherein the message includes information about one or more infusion pumps in communication with the network device in the clinical environment; determining that the information included in the message satisfies a condition for updating a cache to include at least some of the information included in the message, wherein the cache stores information usable to generate user interfaces in response to a request from a computing device residing in the clinical environment; updating the cache to include at least some of the information included in the message from the network device; receiving a request for a user interface from the computing device residing in the clinical environment; accessing, from the updated cache, user interface information to be used to generate the user interface, wherein the user interface information includes at least some of the information that the cache was updated to include; and outputting instructions for displaying the user interface on the computing device, wherein the instructions are based at least on the user interface information accessed from the updated cache.

[00191] Clause 96. The method of Clause 95, wherein the message includes information indicating a current state of the one or more infusion pumps.

[00192] Clause 97. The method of Clause 95, wherein the cache stores information associated with two or more infusion pumps residing in different medical facilities.

[00193] Clause 98. The method of Clause 95, wherein the user interface information includes user interface data previously generated and stored in the cache.

[00194] Clause 99. The method of Clause 95, further comprising updating user interface data stored in the cache, and outputting the instructions based at least on the updated user interface data.

[00195] Clause 100. The method of Clause 95, wherein the condition is satisfied based on the information in the message being usable to generate one or more user interfaces in response to a request from the clinical environment.

[00196] Clause 101. The method of Clause 95, further comprising causing the user interface to be outputted on a display of the computing device.

[00197] Clause 102. A system configured to detect missing messages from a clinical environment, the system comprising: one or more processors; and one or more memories in

communication with the one or more processors and storing computer-executable instructions that, when executed by the one or more processors, configure the one or more processors to: process a message from a network device residing in the clinical environment, wherein the message includes information about one or more infusion pumps in communication with the network device in the clinical environment; determine that the information included in the message satisfies a condition for updating a cache to include at least some of the information included in the message, wherein the cache stores information usable to generate user interfaces in response to a request from a computing device residing in the clinical environment; cause the cache to be updated to include at least some of information included in the message from the network device; process a request for a user interface from the computing device residing in the clinical environment; access, from the updated cache, user interface information to be used to generate the user interface, wherein the user interface information includes at least some of the information that the cache was updated to include; and output instructions for displaying the user interface on the computing device, wherein the instructions are based at least on the user interface information accessed from the updated cache.

[00198] Clause 103. The system of Clause 102, wherein the message includes information indicating a current state of the one or more infusion pumps.

[00199] Clause 104. The system of Clause 102, wherein the cache is configured to store information associated with two or more infusion pumps residing in different medical facilities.

[00200] Clause 105. The system of Clause 102, wherein the user interface information includes user interface data previously generated and stored in the cache.

[00201] Clause 106. The system of Clause 102, wherein the computer-executable instructions, when executed by the one or more processors, further configure the one or more processors to cause user interface data stored in the cache to be updated, and output the instructions based at least on the updated user interface data.

[00202] Clause 107. The system of Clause 102, wherein the condition is satisfied based on the information in the message being usable to generate one or more user interfaces in response to a request from the clinical environment.

[00203] Clause 108. The system of Clause 102, wherein the computer-executable instructions, when executed by the one or more processors, further configure the one or more processors to cause the user interface to be outputted on a display of the computing device.

[00204] Clause 109. Non-transitory physical computer storage storing computer-executable instructions that, when executed by one or more computing devices, configure the one or more computing devices to: process a message from a network device residing in the clinical environment, wherein the message includes information about one or more infusion pumps in communication with the network device in the clinical environment; determine that the information included in the message satisfies a condition for updating a cache to include at least some of the information included in the message, wherein the cache stores information usable to generate user interfaces in response to a request from a computing device residing in the clinical environment; cause the cache to be updated to include at least some of information included in the message from the network device; process a request for a user interface from the computing device residing in the clinical environment; access, from the updated cache, user interface information to be used to generate the user interface, wherein the user interface information includes at least some of the information that the cache was updated to include; and output instructions for displaying the user interface on the computing device, wherein the instructions are based at least on the user interface information accessed from the updated cache.

[00205] Clause 110. The non-transitory physical computer storage of Clause 109, wherein the message includes information indicating a current state of the one or more infusion pumps.

[00206] Clause 111. The non-transitory physical computer storage of Clause 109, wherein the cache is configured to store information associated with two or more infusion pumps residing in different medical facilities.

[00207] Clause 112. The non-transitory physical computer storage of Clause 109, wherein the user interface information includes user interface data previously generated and stored in the cache.

[00208] Clause 113. The non-transitory physical computer storage of Clause 109, wherein the computer-executable instructions, when executed by the one or more computing devices, further configure the one or more computing devices to cause user interface data stored in the cache to be updated, and output the instructions based at least on the updated user interface data.

[00209] Clause 114. The non-transitory physical computer storage of Clause 109, wherein the condition is satisfied based on the information in the message being usable to generate one or more user interfaces in response to a request from the clinical environment.

[00210] Clause 115. A method for converting messages having one message format from infusion pumps residing in a clinical environment into messages having another message format, the method comprising: detecting a first pump protocol used by one or more infusion pumps in the clinical environment, the first pump protocol defining the first message format; generating a message converter configured to convert a pump message having the first message format into a standardized dataset message having a second message format different from the first message format and including at least some additional data or metadata not included in the pump message; receiving a first pump message from an infusion pump in the clinical environment, wherein the infusion pump is configured to generate pump messages using the first pump protocol; converting the first pump message into a standardized dataset message having the second message format using the message converter, wherein the standardized dataset message includes information associated with the infusion pump and includes at least some additional data or metadata not included in the first pump message; and transmitting the standardized dataset message to a remote server configured to receive standardized dataset messages.

[00211] Clause 116. The method of Clause 115, wherein the standardized dataset message includes one or more key-value pairs that are not included in the first pump message.

[00212] Clause 117. The method of Clause 116, wherein the one or more key-value pairs are each set to a default value or a null value.

[00213] Clause 118. The method of Clause 115, wherein the standardized dataset message includes identification data that identifies one or more portions of the standardized dataset message that include new information.

[00214] Clause 119. The method of Clause 115, further comprising detecting the first pump protocol based on a protocol identifier associated with the first pump protocol not being on a predetermined list of protocol identifiers.

[00215] Clause 120. The method of Clause 119, further comprising subsequent to detecting the first pump protocol, adding the protocol identifier associated with the first pump protocol to the predetermined list of protocol identifiers.

[00216] Clause 121. The method of Clause 115, wherein the message converter comprises a software module that is configured to receive a pump message in the first pump protocol as input and output a standardized dataset message based on the pump message.

[00217] Clause 122. The method of Clause 115, wherein the message converter is a configuration file downloaded from the remote server.

[00218] Clause 123. An apparatus configured to convert messages having one message format from infusion pumps residing in a clinical environment into messages having another message format, the apparatus comprising: one or more processors; and one or more memories in communication with the one or more processors and storing computer-executable instructions that, when executed by the one or more processors, configure the one or more processors to: detect a first pump protocol used by one or more infusion pumps in the clinical environment, the first pump protocol defining a first message format; generate a message converter configured to convert a pump message having the first message format into another message having a second message format different from the first message format and including at least some additional data or metadata not included in the pump message; receive a first message from an infusion pump in the clinical environment, wherein the infusion pump is configured to generate messages using the first pump protocol; cause the first message to be converted into a second message having the second message format using the message converter, wherein the second message includes information associated with the infusion pump and includes at least some additional data or metadata not included in the first message; and cause the second message to be transmitted to a remote server configured to receive messages having the second message format.

[00219] Clause 124. The apparatus of Clause 123, wherein the second message includes one or more key-value pairs that are not included in the first message.

[00220] Clause 125. The apparatus of Clause 124, wherein the one or more key-value pairs are each set to a default value or a null value.

[00221] Clause 126. The apparatus of Clause 123, wherein the second message includes identification data that identifies one or more portions of the second message that include new information.

[00222] Clause 127. The apparatus of Clause 123, wherein the computer-executable instructions, when executed by the one or more processors, further configure the one or more processors to detect the first pump protocol based on a protocol identifier associated with the first pump protocol not being on a predetermined list of protocol identifiers.

[00223] Clause 128. The apparatus of Clause 123, wherein the computer-executable instructions, when executed by the one or more processors, further configure the one or more

processors to, subsequent to detecting the first pump protocol, cause the protocol identifier associated with the first pump protocol to be added to the predetermined list of protocol identifiers.

[00224] Clause 129. The apparatus of Clause 123, wherein the message converter comprises a software module that is configured to receive a pump message having the first message format as input and output another message having the second message format based on the pump message.

[00225] Clause 130. The apparatus of Clause 123, wherein the message converter is a configuration file downloaded from the remote server.

[00226] Clause 131. Non-transitory physical computer storage storing computer-executable instructions that, when executed by one or more computing devices, configure the one or more computing devices to: detect a first pump protocol used by one or more infusion pumps in the clinical environment, the first pump protocol defining a first message format; generate a message converter configured to convert a pump message having the first message format into another message having a second message format different from the first message format and including at least some additional data or metadata not included in the pump message; receive a first message from an infusion pump in the clinical environment, wherein the infusion pump is configured to generate messages using the first pump protocol; cause the first message to be converted into a second message having the second message format using the message converter, wherein the second message includes information associated with the infusion pump and includes at least some additional data or metadata not included in the first message; and cause the second message to be transmitted to a remote server configured to receive messages having the second message format.

[00227] Clause 132. The non-transitory physical computer storage of Clause 131, wherein the second message includes one or more key-value pairs that are not included in the first message, the one or more key-value pairs each having a default value or a null value.

[00228] Clause 133. The non-transitory physical computer storage of Clause 131, wherein the computer-executable instructions, when executed by the one or more computing devices, further configure the one or more computing devices to detect the first pump protocol based on a protocol identifier associated with the first pump protocol not being on a predetermined list of protocol identifiers, and subsequent to detecting the first pump protocol, cause the protocol identifier associated with the first pump protocol to be added to the predetermined list of protocol identifiers.

[00229] Clause 134. The non-transitory physical computer storage of Clause 131, wherein the message converter comprises a software module that is downloaded from the remote server, the

message converter being configured to receive a pump message having the first message format as input and output another message having the second message format based on the pump message.

[00230] Clause 135. A method for authenticating a network device residing in a clinical environment using a token, the method comprising: processing an authentication request from the network device residing in the clinical environment via a first network connection, wherein the authentication request includes identifying information associated with the clinical environment, and wherein the clinical environment includes one or more infusion pumps in communication with the network device; identifying login credentials to be used to authenticate the network device residing in the clinical environment; transmitting the login credentials to an authentication system configured to authenticate requests from the network device residing in the clinical environment via a second network connection different from the first network connection; receiving a security token from the authentication system, the security token being usable by the network device to transmit requests to the authentication system via the second network connection; and transmitting the security token to the network device residing in the clinical environment via the first network connection.

[00231] Clause 136. The method of Clause 135, wherein the first network connection is a WebSocket connection.

[00232] Clause 137. The method of Clause 135, wherein the first network connection is secured and authenticated.

[00233] Clause 138. The method of Clause 135, further comprising causing the network device residing in the clinical environment to transmit a signed request to the authentication system.

[00234] Clause 139. The method of Clause 135, wherein the first network connection and the second network connection are both established over a wide area network.

[00235] Clause 140. The method of Clause 135, further comprising receiving a message from the network device residing in the clinical environment via the first network connection, wherein the messages include information associated with the one or more infusion pumps in communication with the network device.

[00236] Clause 141. The method of Clause 140, wherein the network device is configured to communicate with the one or more infusion pumps over a local area network.

[00237] Clause 142. A system configured to authenticate a network device residing in a clinical environment using a token, the system comprising: one or more processors; and one or more memories in communication with the one or more processors and storing computer-executable instructions that, when executed by the one or more processors, configure the one or more processors to: process an authentication request from the network device residing in the clinical environment via a first network connection, wherein the authentication request includes identifying information associated with the clinical environment, and wherein the clinical environment includes one or more infusion pumps in communication with the network device; identify login credentials to be used to authenticate the network device residing in the clinical environment; cause the login credentials to be transmitted to an authentication system configured to authenticate requests from the network device residing in the clinical environment via a second network connection different from the first network connection; receive a security token from the authentication system, the security token being usable by the network device to transmit requests to the authentication system via the second network connection; and cause the security token to be transmitted to the network device residing in the clinical environment via the first network connection.

[00238] Clause 143. The system of Clause 142, wherein the first network connection is a WebSocket connection.

[00239] Clause 144. The system of Clause 142, wherein the first network connection is secured and authenticated.

[00240] Clause 145. The system of Clause 142, wherein the computer-executable instructions, when executed by the one or more processors, further configure the one or more processors to cause the network device residing in the clinical environment to transmit a signed request to the authentication system.

[00241] Clause 146. The system of Clause 142, wherein the first network connection and the second network connection are both established over a wide area network.

[00242] Clause 147. The system of Clause 142, wherein the computer-executable instructions, when executed by the one or more processors, further configure the one or more processors to receive a message from the network device residing in the clinical environment via the first network connection, wherein the messages include information associated with the one or more infusion pumps in communication with the network device.

[00243] Clause 148. The system of Clause 147, wherein the network device is configured to communicate with the one or more infusion pumps over a local area network.

[00244] Clause 149. Non-transitory physical computer storage storing computer-executable instructions that, when executed by one or more computing devices, configure the one or more computing devices to: process an authentication request from the network device residing in the clinical environment via a first network connection, wherein the authentication request includes identifying information associated with the clinical environment, and wherein the clinical environment includes one or more infusion pumps in communication with the network device; identify login credentials to be used to authenticate the network device residing in the clinical environment; cause the login credentials to be transmitted to an authentication system configured to authenticate requests from the network device residing in the clinical environment via a second network connection different from the first network connection; receive a security token from the authentication system, the security token being usable by the network device to transmit requests to the authentication system via the second network connection; and cause the security token to be transmitted to the network device residing in the clinical environment via the first network connection.

[00245] Clause 150. The non-transitory physical computer storage of Clause 149, wherein the first network connection is a secured and authenticated WebSocket connection.

[00246] Clause 151. The non-transitory physical computer storage of Clause 149, wherein the computer-executable instructions, when executed by the one or more computing devices, further configure the one or more computing devices to cause the network device residing in the clinical environment to transmit a signed request to the authentication system.

[00247] Clause 152. The non-transitory physical computer storage of Clause 149, wherein the first network connection and the second network connection are both established over a wide area network.

[00248] Clause 153. The non-transitory physical computer storage of Clause 149, wherein the computer-executable instructions, when executed by the one or more computing devices, further configure the one or more computing devices to receive a message from the network device residing in the clinical environment via the first network connection, wherein the messages include information associated with the one or more infusion pumps in communication with the network device.

[00249] Clause 154. The non-transitory physical computer storage of Clause 149, wherein the condition is satisfied based on the information in the message being usable to generate one or more user interfaces in response to a request from the clinical environment.

[00250] Clause 155. A method for tagging messages from infusion pumps residing in a clinical environment, the method comprising: processing a pump message including information about an infusion pump residing in the clinical environment; tagging the pump message with a facility identifier indicative of a facility associated with the infusion pump and an account identifier indicative of an account associated with the infusion pump, wherein the facility is below the account in a hierarchical structure, and wherein the hierarchical structure includes one or more intermediate levels that are between the facility and the account in the hierarchical structure; and transmitting the tagged pump message to a remote server such that the facility identifier of the tagged pump message and the account identifier of the tagged message need not be changed by the remote server in response the facility being moved within the hierarchical structure.

[00251] Clause 156. The method of Clause 155, wherein the facility identifier and the account identifier are permanent identifiers that are not changed in response to the facility being moved to another system or region in the hierarchical structure.

[00252] Clause 157. The method of Clause 155, wherein the infusion pump is configured to generate pump messages without determining the facility associated with the infusion pump or the account associated with the infusion pump.

[00253] Clause 158. The method of Clause 155, further comprising determining, in a priority order, whether one or more facility detection indicators correspond to one of a plurality of facility identifiers stored in a database.

[00254] Clause 159. The method of Clause 158, further comprising, in response to determining that none of the one or more facility detection indicators corresponds to any of the plurality of facility identifiers stored in the database, tagging the pump message with a default facility identifier indicating that the pump message originated from an infusion pump that is not associated with a known facility.

[00255] Clause 160. The method of Clause 155, further comprising tagging the pump message with a first intermediate identifier indicative of a first intermediate level of the one or more intermediate levels such that the tagged pump message includes the facility identifier, the account identifier, and the first intermediate identifier.

[00256] Clause 161. The method of Clause 160, in response to determining that the facility is no longer associated with the first intermediate level in the hierarchical structure, updating the first intermediate identifier, such that the tagged pump message includes the updated first intermediate identifier.

[00257] Clause 162. The method of Clause 155, wherein processing the pump message comprises converting a message in a first format received from the infusion pump into the pump message in a second format different from the first format.

[00258] Clause 163. An apparatus configured to tag messages from infusion pumps residing in a clinical environment, the apparatus comprising: one or more processors; and one or more memories in communication with the one or more processors and storing computer-executable instructions that, when executed by the one or more processors, configure the one or more processors to: process a pump message including information about an infusion pump residing in the clinical environment; cause the pump message to be tagged with a facility identifier indicative of a facility associated with the infusion pump and an account identifier indicative of an account associated with the infusion pump, wherein the facility is below the account in a hierarchical structure, and wherein the message is not tagged with at least one other identifier indicative of an intermediate level that is between the facility and the account in the hierarchical structure; and cause the tagged pump message to be transmitted to a remote server such that the facility identifier of the tagged pump message and the account identifier of the tagged message need not be changed by the remote server in response the facility being moved within the hierarchical structure.

[00259] Clause 164. The apparatus of Clause 163, wherein the facility identifier and the account identifier are permanent identifiers that are not changed in response to the facility being moved within the hierarchical structure.

[00260] Clause 165. The apparatus of Clause 163, wherein the facility identifier and the account identifier are permanent identifiers that are not changed in response to the facility being moved to another system or region in the hierarchical structure.

[00261] Clause 166. The apparatus of Clause 163, wherein the infusion pump is configured to generate pump messages without determining the facility associated with the infusion pump or the account associated with the infusion pump.

[00262] Clause 167. The apparatus of Clause 163, wherein the computer-executable instructions further configure the one or more processors to cause the pump message to be tagged

with a first intermediate identifier indicative of a first intermediate level of the one or more intermediate levels such that the tagged pump message includes the facility identifier, the account identifier, and the first intermediate identifier.

[00263] Clause 168. The apparatus of Clause 167, wherein the computer-executable instructions further configure the one or more processors to, in response to determining that the facility is no longer associated with the first intermediate level in the hierarchical structure, cause the first intermediate identifier to be updated, such that the tagged pump message includes the updated first intermediate identifier.

[00264] Clause 169. The apparatus of Clause 163, wherein processing the pump message comprises converting a message in a first format received from the infusion pump into the pump message in a second format different from the first format.

[00265] Clause 170. Non-transitory physical computer storage storing computer-executable instructions that, when executed by one or more computing devices, configure the one or more computing devices to: process a pump message including information about an infusion pump residing in the clinical environment; cause the pump message to be tagged with a facility identifier indicative of a facility associated with the infusion pump and an account identifier indicative of an account associated with the infusion pump, wherein the facility is below the account in a hierarchical structure, and wherein the message is not tagged with at least one other identifier indicative of an intermediate level that is between the facility and the account in the hierarchical structure; and cause the tagged pump message to be transmitted to a remote server such that the facility identifier of the tagged pump message and the account identifier of the tagged message need not be changed by the remote server in response the facility being moved within the hierarchical structure.

[00266] Clause 171. The non-transitory physical computer storage of Clause 170, wherein the facility identifier and the account identifier are permanent identifiers that are not changed in response to the facility being moved to another system or region in the hierarchical structure.

[00267] Clause 172. The non-transitory physical computer storage of Clause 170, wherein the infusion pump is configured to generate pump messages without determining the facility associated with the infusion pump or the account associated with the infusion pump.

[00268] Clause 173. The non-transitory physical computer storage of Clause 170, wherein the intermediate level in the hierarchical structure is a system associated with the infusion pump or a region associated with the infusion pump.

[00269] Clause 174. The non-transitory physical computer storage of Clause 170, wherein processing the pump message comprises converting a message in a first format received from the infusion pump into the pump message in a second format different from the first format.

Other Considerations

[00270] It is to be understood that not necessarily all objects or advantages may be achieved in accordance with any particular embodiment described herein. Thus, for example, those skilled in the art will recognize that certain embodiments may be configured to operate in a manner that achieves or optimizes one advantage or group of advantages as taught herein without necessarily achieving other objects or advantages as may be taught or suggested herein.

[00271] Many other variations than those described herein will be apparent from this disclosure. For example, depending on the embodiment, certain acts, events, or functions of any of the algorithms described herein can be performed in a different sequence, can be added, merged, or left out altogether (e.g., not all described acts or events are necessary for the practice of the algorithms). Moreover, in certain embodiments, acts or events can be performed concurrently, e.g., through multi-threaded processing, interrupt processing, or multiple processors or processor cores or on other parallel architectures, rather than sequentially. In addition, different tasks or processes can be performed by different machines and/or computing systems that can function together.

[00272] The various illustrative logical blocks, modules, and algorithm elements described in connection with the embodiments disclosed herein can be implemented as electronic hardware, computer software, or combinations of both. To clearly illustrate this interchangeability of hardware and software, various illustrative components, blocks, modules, and elements have been described above generally in terms of their functionality. Whether such functionality is implemented as hardware or software depends upon the particular application and design constraints imposed on the overall system. The described functionality can be implemented in varying ways for each particular application, but such implementation decisions should not be interpreted as causing a departure from the scope of the disclosure.

[00273] The various illustrative logical blocks and modules described in connection with the embodiments disclosed herein can be implemented or performed by a machine, such as a general purpose processor, a digital signal processor (DSP), an application specific integrated circuit (ASIC), a field programmable gate array (FPGA) or other programmable logic device, discrete gate or transistor logic, discrete hardware components, or any combination thereof designed to perform the functions described herein. A general-purpose processor can be a microprocessor, but in the alternative, the processor can be a controller, microcontroller, or state machine, combinations of the same, or the like. A processor can include electrical circuitry configured to process computer-executable instructions. In another embodiment, a processor includes an FPGA or other programmable device that performs logic operations without processing computer-executable instructions. A processor can also be implemented as a combination of computing devices, e.g., a combination of a DSP and a microprocessor, a plurality of microprocessors, one or more microprocessors in conjunction with a DSP core, or any other such configuration. Although described herein primarily with respect to digital technology, a processor may also include primarily analog components. For example, some or all of the signal processing algorithms described herein may be implemented in analog circuitry or mixed analog and digital circuitry. A computing environment can include any type of computer system, including, but not limited to, a computer system based on a microprocessor, a mainframe computer, a digital signal processor, a portable computing device, a device controller, or a computational engine within an appliance, to name a few.

[00274] The elements of a method, process, or algorithm described in connection with the embodiments disclosed herein can be embodied directly in hardware, in a software module stored in one or more memory devices and executed by one or more processors, or in a combination of the two. A software module can reside in RAM memory, flash memory, ROM memory, EPROM memory, EEPROM memory, registers, hard disk, a removable disk, a CD-ROM, or any other form of non-transitory computer-readable storage medium, media, or physical computer storage known in the art. An example storage medium can be coupled to the processor such that the processor can read information from, and write information to, the storage medium. In the alternative, the storage medium can be integral to the processor. The storage medium can be volatile or nonvolatile. The processor and the storage medium can reside in an ASIC. The ASIC can reside

in a user terminal. In the alternative, the processor and the storage medium can reside as discrete components in a user terminal.

[00275] Conditional language used herein, such as, among others, “can,” “might,” “may,” “e.g.,” and the like, unless specifically stated otherwise, or otherwise understood within the context as used, is generally intended to convey that certain embodiments include, while other embodiments do not include, certain features, elements, and/or states. Thus, such conditional language is not generally intended to imply that features, elements and/or states are in any way required for one or more embodiments or that one or more embodiments necessarily include logic for deciding, with or without author input or prompting, whether these features, elements and/or states are included or are to be performed in any particular embodiment. The terms “comprising,” “including,” “having,” and the like are synonymous and are used inclusively, in an open-ended fashion, and do not exclude additional elements, features, acts, operations, and so forth. Also, the term “or” is used in its inclusive sense (and not in its exclusive sense) so that when used, for example, to connect a list of elements, the term “or” means one, some, or all of the elements in the list. Further, the term “each,” as used herein, in addition to having its ordinary meaning, can mean any subset of a set of elements to which the term “each” is applied.

[00276] Disjunctive language such as the phrase “at least one of X, Y, or Z,” unless specifically stated otherwise, is otherwise understood with the context as used in general to present that an item, term, etc., may be either X, Y, or Z, or any combination thereof (e.g., X, Y, and/or Z). Thus, such disjunctive language is not generally intended to, and should not, imply that certain embodiments require at least one of X, at least one of Y, or at least one of Z to each be present.

[00277] Unless otherwise explicitly stated, articles such as “a,” “an,” or “the” should generally be interpreted to include one or more described items. Accordingly, phrases such as “a device configured to” are intended to include one or more recited devices. Such one or more recited devices can also be collectively configured to carry out the stated recitations. For example, “a processor configured to carry out recitations A, B, and C” can include a first processor configured to carry out recitation A working in conjunction with a second processor configured to carry out recitations B and C.

[00278] While the above detailed description has shown, described, and pointed out novel features as applied to various embodiments, it will be understood that various omissions, substitutions, and changes in the form and details of the devices or algorithms illustrated can be

made without departing from the spirit of the disclosure. As will be recognized, certain embodiments described herein can be implemented within a form that does not provide all of the features and benefits set forth herein, as some features can be used or practiced separately from others. All such modifications and variations are intended to be included herein within the scope of this disclosure. Further, additional embodiments created by combining any two or more features or techniques of one or more embodiments described herein are also intended to be included herein within the scope of this disclosure.

WHAT IS CLAIMED IS:

1. A system configured to facilitate messaging during a network outage, the system comprising:

a plurality of infusion pumps configured to deliver medication to patients, each infusion pump of the plurality of infusion pumps comprising a memory configured to store operational software and a processor configured to generate pump messages;

a connectivity adapter comprising computer hardware and in communication with the plurality of infusion pumps over a first network; and

a server comprising computer hardware and in communication with the connectivity adapter over a second network different from the first network,

wherein the connectivity adapter is configured to:

receive a first pump message from a first infusion pump of the plurality of infusion pumps, the first pump message including information that is new to the connectivity adapter;

generate a first standardized dataset message based on the information in the first pump message;

store the first standardized dataset message in an outbound queue for transmission to the server;

subsequent to storing the first standardized dataset message in the outbound queue, receive a second pump message from the first infusion pump, the second pump message including additional information that is new to the connectivity adapter;

generate a second standardized dataset message based on the additional information in the second pump message;

store the second standardized dataset message in the outbound queue for transmission to the server;

remove the first standardized dataset message from the outbound queue without transmitting the first standardized dataset message to the server; and

transmit the second standardized dataset message in the outbound queue to the server.

2. The system of claim 1, wherein the first pump message includes a first message identifier (ID), and the second pump message includes a second message ID that immediately follows the first message ID in value.

3. The system of claim 1, wherein the first standardized dataset message includes a first message identifier (ID), and the second standardized dataset message includes a second message ID that immediately follows the first message ID in value.

4. The system of claim 1, wherein the first pump message includes a first parameter indicative of a status of the first infusion pump, and the first standardized dataset message includes (i) the first parameter and (ii) a second parameter that is not in the first pump message and indicative of another status of the first infusion pump.

5. The system of claim 4, wherein the second parameter is associated with one of a null value or a default value.

6. The system of claim 1, wherein the connectivity adapter is further configured to store the information in the first pump message in a cache.

7. The system of claim 6, wherein the connectivity adapter is further configured to receive a third pump message from the first infusion pump, and based on determining that the third pump message does not include information new to the connectivity adapter, refrain from storing the information in the third pump message in the cache.

8. The system of claim 1, wherein the connectivity adapter is further configured to update a parameter stored in a cache based on the information in the first pump message.

9. The system of claim 1, wherein the connectivity adapter is further configured to, subsequent to removing the first standardized dataset message from the outbound queue without transmitting the first standardized dataset message to the server, receive a request for the first pump message from the server.

10. The system of claim 9, wherein the connectivity adapter is further configured to, in response to the request for the first pump message, transmit a request for the first pump message to the first infusion pump.

11. A method of facilitating messaging during a network outage, the method comprising:

receiving a first pump message from a first infusion pump over a first network;

generating a first standardized dataset message based on the information in the first pump message;

storing the first standardized dataset message in an outbound queue for transmission to a server over a second network different from the first network;

subsequent to storing the first standardized dataset message in the outbound queue, receiving a second pump message from the first infusion pump over the first network;

generating a second standardized dataset message based on the additional information in the second pump message;

storing the second standardized dataset message in the outbound queue for transmission to the server;

removing the first standardized dataset message from the outbound queue without transmitting the first standardized dataset message to the server; and

transmitting the second standardized dataset message in the outbound queue to the server over the second network.

12. The method of claim 11, wherein the first pump message includes a first message identifier (ID), and the second pump message includes a second message ID that immediately follows the first message ID in value.

13. The method of claim 11, wherein the first standardized dataset message includes a first message identifier (ID), and the second standardized dataset message includes a second message ID that immediately follows the first message ID in value.

14. The method of claim 11, wherein the first pump message includes a first parameter indicative of a status of the first infusion pump, and the first standardized dataset message includes (i) the first parameter and (ii) a second parameter that is not in the first pump message and indicative of another status of the first infusion pump.

15. The method of claim 14, wherein the second parameter is associated with one of a null value or a default value.

16. The method of claim 11, further comprising storing the information in the first pump message in a cache.

17. The method of claim 16, further comprising receiving a third pump message from the first infusion pump, and based on determining that the third pump message does not include information new to the connectivity adapter, refraining from storing the information in the third pump message in the cache.

18. The method of claim 11, further comprising updating a parameter stored in a cache based on the information in the first pump message.

19. The method of claim 11, further comprising, subsequent to removing the first standardized dataset message from the outbound queue without transmitting the first standardized dataset message to the server, receiving a request for the first pump message from the server.

20. The method of claim 19, further comprising, in response to the request for the first pump message, transmitting a request for the first pump message to the first infusion pump.

21. A system configured to facilitate messaging during a network outage, the system comprising:

a plurality of infusion pumps configured to deliver medication to patients, each infusion pump of the plurality of infusion pumps comprising a memory configured to store operational software and a processor configured to generate pump messages;

a connectivity adapter comprising computer hardware and in communication with the plurality of infusion pumps over a first network; and

a server comprising computer hardware and in communication with the connectivity adapter over a second network different from the first network,

wherein the connectivity adapter is configured to:

receive a first pump message from a first infusion pump of the plurality of infusion pumps, the first pump message including information that is new to the connectivity adapter;

generate a first standardized dataset message based on the information in the first pump message;

store the first standardized dataset message in an outbound queue for transmission to the server;

subsequent to storing the first standardized dataset message in the outbound queue, receive a second pump message from the first infusion pump, the second

pump message including additional information that is new to the connectivity adapter;

generate a second standardized dataset message based on the additional information in the second pump message;

store the second standardized dataset message in the outbound queue for transmission to the server;

determine whether a removal condition for removing the first standardized dataset message from the outbound queue without transmitting the first standardized dataset message to the server is satisfied; and

subsequent to determining whether the removal condition is satisfied, removing the first standardized dataset message from the outbound queue.

22. The system of claim 21, wherein the connectivity adapter is further configured to, subsequent to determining that the removal condition is satisfied, remove the first standardized dataset message from the outbound queue without transmitting the first standardized dataset message to the server.

23. The system of claim 21, wherein the connectivity adapter is further configured to, subsequent to determining that the removal condition is not satisfied, remove the first standardized dataset message from the outbound queue and transmit the first standardized dataset message to the server.

24. The system of claim 22 or 23, wherein determining whether the removal condition is satisfied comprises determining whether the first standardized dataset message has been in the outbound queue for a time period greater than a threshold time period.

25. The system of claim 22 or 23, wherein determining whether the removal condition is satisfied comprises determining whether the outbound queue includes a number of messages that is greater than a threshold number of messages.

26. The system of claim 22 or 23, wherein the first pump message includes a first message identifier (ID), and the second pump message includes a second message ID that immediately follows the first message ID in value.

27. The system of claim 22 or 23, wherein the first standardized dataset message includes a first message identifier (ID), and the second standardized dataset message includes a second message ID that immediately follows the first message ID in value.

28. The system of claim 22 or 23, wherein the first pump message includes a first parameter indicative of a status of the first infusion pump, and the first standardized dataset message includes (i) the first parameter and (ii) a second parameter that is not in the first pump message and indicative of another status of the first infusion pump.

29. The system of claim 28, wherein the second parameter is associated with one of a null value or a default value.

30. The system of claim 22 or 23, wherein the connectivity adapter is further configured to store the information in the first pump message in a cache.

31. The system of claim 30, wherein the connectivity adapter is further configured to receive a third pump message from the first infusion pump, and based on determining that the third pump message does not include information new to the connectivity adapter, refrain from storing the information in the third pump message in the cache.

32. The system of claim 22 or 23, wherein the connectivity adapter is further configured to update a parameter stored in a cache based on the information in the first pump message.

33. The system of claim 22, wherein the connectivity adapter is further configured to, subsequent to removing the first standardized dataset message from the outbound queue without transmitting the first standardized dataset message to the server, receive a request for the first pump message from the server.

34. The system of claim 33, wherein the connectivity adapter is further configured to, in response to the request for the first pump message, transmit a request for the first pump message to the first infusion pump.

35. A method for providing messaging in a clinical environment, the method comprising:

storing a plurality of messages in a message queue, wherein the plurality of messages contain information about one or more infusion pumps residing in the clinical environment, the plurality of messages stored in the message queue including at least a first message and a second message;

transmitting at least some of the plurality of messages to a remote server configured to receive messages generated in the clinical environment;

subsequent to the transmission, detecting a network outage, wherein the network outage prevents transmission of messages to the remote server;

determining that the first message in the message queue satisfies a condition for being removed from the message queue without being successfully transmitted to the remote server;

removing the first message from the message queue such that the first message is removed from the message queue prior to being received by the remote server;

determining that the network outage has been resolved; and

transmitting the second message to the remote server such that the second message is received by the remote server and the first message is not received by the remote server.

36. The method of claim 35, further comprising detecting the network outage based at least on not having received an acknowledgement from the remote server during a specific time window.

37. The method of claim 35, further comprising detecting the network outage based at least on receiving a message from the remote server that a connection to the remote server is terminated.

38. The method of claim 35, further comprising determining that the first message satisfies the condition based at least on the first message being associated with an infusion pump event that is older than a threshold amount of time.

39. The method of claim 35, further comprising determining that the first message satisfies the condition based at least on the first message being the oldest message in the message queue.

40. The method of claim 35, further comprising determining that the first message satisfies the condition based at least on the message queue being full.

41. The method of claim 35, further comprising attempting, prior to determining that the first message satisfies the condition, to transmit the first message to the remote server, and determining that the first message was not received by the remote server.

42. An apparatus configured to provide messaging in a clinical environment, the apparatus comprising:

one or more processors; and

one or more memories in communication with the one or more processors and storing computer-executable instructions that, when executed by the one or more processors, configure the one or more processors to:

cause a plurality of messages to be stored in a message queue, wherein the plurality of messages contain information about one or more infusion pumps residing in the clinical environment, the plurality of messages stored in the message queue including at least a first message and a second message;

cause at least some of the plurality of messages to be transmitted to a remote server configured to receive messages generated in the clinical environment;

subsequent to the transmission, determine that the first message in the message queue satisfies a condition for being removed from the message queue;

cause the first message to be removed from the message queue such that the first message is removed from the message queue prior to being received by the remote server; and

cause the second message to be transmitted to the remote server such that the second message is received by the remote server and the first message is not received by the remote server.

43. The apparatus of claim 42, wherein the computer-executable instructions, when executed by the one or more processors, further configure the one or more processors to detect a network outage that prevents transmission of messages to the remote server.

44. The apparatus of claim 43, wherein the computer-executable instructions, when executed by the one or more processors, further configure the one or more processors to detect the network outage based at least on not having received an acknowledgement from the remote server during a specific time window.

45. The apparatus of claim 43, wherein the computer-executable instructions, when executed by the one or more processors, further configure the one or more processors to detect the network outage based at least on receiving a message from the remote server that a connection to the remote server is terminated.

46. The apparatus of claim 42, wherein the computer-executable instructions, when executed by the one or more processors, further configure the one or more processors to determine that the first message satisfies the condition based at least on the first message being associated with an infusion pump event that is older than a threshold amount of time.

47. The apparatus of claim 42, wherein the computer-executable instructions, when executed by the one or more processors, further configure the one or more processors to determine

that the first message satisfies the condition based at least on the first message being the oldest message in the message queue.

48. The apparatus of claim 42, wherein the computer-executable instructions, when executed by the one or more processors, further configure the one or more processors to determine that the first message satisfies the condition based at least on the message queue being full.

49. The apparatus of claim 42, wherein the computer-executable instructions, when executed by the one or more processors, further configure the one or more processors to attempt, prior to determining that the first message satisfies the condition, to transmit the first message to the remote server, and determine that the first message was not received by the remote server.

50. Non-transitory physical computer storage storing computer-executable instructions that, when executed by one or more computing devices, configure the one or more computing devices to:

- cause a plurality of messages to be stored in a message queue, wherein the plurality of messages contain information about one or more infusion pumps residing in the clinical environment, the plurality of messages stored in the message queue including at least a first message and a second message;

- cause at least some of the plurality of messages to be transmitted to a remote server configured to receive messages generated in the clinical environment;

- subsequent to the transmission, determine that the first message in the message queue satisfies a condition for being removed from the message queue;

- cause the first message to be removed from the message queue such that the first message is removed from the message queue prior to being received by the remote server;
- and

- cause the second message to be transmitted to the remote server such that the second message is received by the remote server and the first message is not received by the remote server.

51. The non-transitory physical computer storage of claim 50, wherein the computer-executable instructions, when executed by the one or more computing devices, further configure the one or more computing devices to detect a network outage that prevents transmission of messages to the remote server.

52. The non-transitory physical computer storage of claim 50, wherein the computer-executable instructions, when executed by the one or more computing devices, further configure the one or more computing devices to determine that the first message satisfies the condition based at least on the first message being associated with an infusion pump event that is older than a threshold amount of time.

53. The non-transitory physical computer storage of claim 50, wherein the computer-executable instructions, when executed by the one or more computing devices, further configure the one or more computing devices to determine that the first message satisfies the condition based at least on the first message being the oldest message in the message queue.

54. The non-transitory physical computer storage of claim 50, wherein the computer-executable instructions, when executed by the one or more computing devices, further configure the one or more computing devices to attempt, prior to determining that the first message satisfies the condition, to transmit the first message to the remote server, and determine that the first message was not received by the remote server.

55. A method for providing messaging in a clinical environment, the method comprising:

storing a plurality of messages in a message queue, wherein the plurality of messages contain information about one or more infusion pumps residing in the clinical environment, the plurality of messages stored in the message queue including at least a first message;

transmitting at least some of the plurality of messages to a remote server configured to receive messages generated in the clinical environment;

subsequent to the transmission, detecting a temporary interruption in a network connection to the remote server, wherein the temporary interruption prevents transmission of messages to the remote server;

determining that the first message in the message queue does not satisfy a condition for being removed from the message queue without being successfully transmitted to the remote server;

determining that the temporary interruption has been resolved; and

transmitting the first message to the remote server such that the first message is received by the remote server.

56. The method of claim 55, further comprising detecting the temporary interruption based at least on not having received an acknowledgement from the remote server during a specific time window.

57. The method of claim 55, further comprising detecting the temporary interruption based at least on receiving a message from the remote server that a connection to the remote server is terminated.

58. The method of claim 55, further comprising determining that the first message does not satisfy the condition based at least on the first message being associated with an infusion pump event that is not older than a threshold amount of time.

59. The method of claim 55, further comprising determining that the first message does not satisfy the condition based at least on the first message not being a time-sensitive message.

60. The method of claim 55, further comprising attempting, prior to determining that the first message does not satisfy the condition, to transmit the first message to the remote server, and determining that the first message was not received by the remote server.

61. An apparatus configured to provide messaging in a clinical environment, the apparatus comprising:

one or more processors; and

one or more memories in communication with the one or more processors and storing computer-executable instructions that, when executed by the one or more processors, configure the one or more processors to:

cause a plurality of messages to be stored in a message queue, wherein the plurality of messages contain information about one or more infusion pumps residing in the clinical environment, the plurality of messages stored in the message queue including at least a first message;

cause at least some of the plurality of messages to be transmitted to a remote server configured to receive messages generated in the clinical environment;

subsequent to the transmission, determine that the first message in the message queue does not satisfy a condition for being removed from the message queue; and

cause the first message to be transmitted to the remote server such that the first message is received by the remote server.

62. The apparatus of claim 61, wherein the computer-executable instructions, when executed by the one or more processors, further configure the one or more processors to detect an interruption in a network connection between the apparatus and the remote server that prevents transmission of messages from the apparatus to the remote server.

63. The apparatus of claim 62, wherein the computer-executable instructions, when executed by the one or more processors, further configure the one or more processors to detect the interruption based at least on not having received an acknowledgement from the remote server during a specific time window.

64. The apparatus of claim 62, wherein the computer-executable instructions, when executed by the one or more processors, further configure the one or more processors to detect the interruption based at least on receiving a message from the remote server that the network connection between the apparatus and the remote server is terminated.

65. The apparatus of claim 61, wherein the computer-executable instructions, when executed by the one or more processors, further configure the one or more processors to determine that the first message does not satisfy the condition based at least on the first message being associated with an infusion pump event that is not older than a threshold amount of time.

66. The apparatus of claim 61, wherein the computer-executable instructions, when executed by the one or more processors, further configure the one or more processors to determine that the first message does not satisfy the condition based at least on the first message not being a time-sensitive message.

67. The apparatus of claim 61, wherein the computer-executable instructions, when executed by the one or more processors, further configure the one or more processors to attempt, prior to determining that the first message does not satisfy the condition, to transmit the first message to the remote server, and determine that the first message was not received by the remote server.

68. Non-transitory physical computer storage storing computer-executable instructions that, when executed by one or more computing devices, configure the one or more computing devices to:

cause a plurality of messages to be stored in a message queue, wherein the plurality of messages contain information about one or more infusion pumps residing in the clinical

environment, the plurality of messages stored in the message queue including at least a first message;

cause at least some of the plurality of messages to be transmitted to a remote server configured to receive messages generated in the clinical environment;

subsequent to the transmission, determine that the first message in the message queue does not satisfy a condition for being removed from the message queue; and

cause the first message to be transmitted to the remote server such that the first message is received by the remote server.

69. The non-transitory physical computer storage of claim 68, wherein the computer-executable instructions, when executed by the one or more computing devices, further configure the one or more computing devices to detect an interruption in a network connection to the remote server that prevents transmission of messages to the remote server.

70. The non-transitory physical computer storage of claim 69, wherein the computer-executable instructions, when executed by the one or more computing devices, further configure the one or more computing devices to detect the interruption based at least on not having received an acknowledgement from the remote server during a specific time window.

71. The non-transitory physical computer storage of claim 69, wherein the computer-executable instructions, when executed by the one or more computing devices, further configure the one or more computing devices to detect the interruption based at least on receiving a message from the remote server that the network connection to the remote server is terminated.

72. The non-transitory physical computer storage of claim 68, wherein the computer-executable instructions, when executed by the one or more computing devices, further configure the one or more computing devices to determine that the first message does not satisfy the condition based at least on the first message being associated with an infusion pump event that is not older than a threshold amount of time.

73. The non-transitory physical computer storage of claim 68, wherein the computer-executable instructions, when executed by the one or more computing devices, further configure the one or more computing devices to determine that the first message does not satisfy the condition based at least on the first message not being a time-sensitive message.

74. The non-transitory physical computer storage of claim 68, wherein the computer-executable instructions, when executed by the one or more computing devices, further configure

the one or more computing devices to attempt, prior to determining that the first message does not satisfy the condition, to transmit the first message to the remote server, and determine that the first message was not received by the remote server.

75. A method for detecting missing messages from a clinical environment, the method comprising:

processing a plurality of messages from a network device residing in the clinical environment, wherein the plurality of messages contain information about one or more infusion pumps residing in the clinical environment, wherein the plurality of messages includes a first message having a first message identifier value and a second message having a second message identifier value;

determining that one or more messages are missing between the first message and the second message based on (i) receiving the second message after the first message without receiving any other message therebetween and (ii) determining that there is at least one message identifier value between the first message identifier value and the second message identifier value in a predetermined sequence; and

transmitting a message request to the network device residing in the clinical environment, wherein the message request identifies the one or more messages that should have been received from the network device but have not been received.

76. The method of claim 75, further comprising, in response to the message request, receiving one or more additional messages from the network device, wherein the one or more messages include information that would have been included in the one or more messages.

77. The method of claim 76, further comprising updating, based at least on the one or more additional messages received in response to the message request, a cache to include additional information about the one or more infusion pumps residing in the clinical environment.

78. The method of claim 75, further comprising causing the network device to request additional information from the one or more infusion pumps that would have been included in the one or more messages.

79. The method of claim 75, further comprising, in response to determining that the one or more messages has reached a threshold count, transmitting the message request to the network device residing in the clinical environment.

80. A system configured to detect missing messages from a clinical environment, the system comprising:

one or more processors; and

one or more memories in communication with the one or more processors and storing computer-executable instructions that, when executed by the one or more processors, configure the one or more processors to:

process a plurality of messages from a network device residing in the clinical environment, wherein the plurality of messages contain information about one or more infusion pumps residing in the clinical environment;

detect one or more missing messages that should have been received from the network device have not been received; and

cause a message request to be transmitted to the network device residing in the clinical environment, wherein the message request identifies the one or more missing messages that should have been received from the network device have not been received.

81. The system of claim 80, wherein the computer-executable instructions, when executed by the one or more processors, further configure the one or more processors to receive, in response to the message request, one or more additional messages from the network device, wherein the one or more messages include information that would have been included in the one or more missing messages.

82. The system of claim 81, wherein the computer-executable instructions, when executed by the one or more processors, further configure the one or more processors to cause, based at least on the one or more additional messages received in response to the message request, a cache to be updated to include additional information about the one or more infusion pumps residing in the clinical environment.

83. The system of claim 80, wherein the computer-executable instructions, when executed by the one or more processors, further configure the one or more processors to detect the one or more missing messages based at least on message identifier information associated with one or more of the plurality of messages.

84. The system of claim 80, wherein the computer-executable instructions, when executed by the one or more processors, further configure the one or more processors to detect the

one or more missing messages based at least on a first message in the plurality of messages having a message identifier that does not immediately follow another message identifier of a second message of the plurality of messages that immediately follows the first message.

85. The system of claim 80, wherein the computer-executable instructions, when executed by the one or more processors, further configure the one or more processors to cause the network device to request additional information from the one or more infusion pumps that would have been included in the one or more missing messages.

86. The system of claim 80, wherein the computer-executable instructions, when executed by the one or more processors, further configure the one or more processors to cause, in response to determining that the one or more missing messages has reached a threshold count, the message request to be transmitted to the network device residing in the clinical environment.

87. The system of claim 80, wherein the message request includes a flag having a value indicating that the message request is a log retrieval request and not live data.

88. Non-transitory physical computer storage storing computer-executable instructions that, when executed by one or more computing devices, configure the one or more computing devices to:

process a plurality of messages from a network device residing in the clinical environment, wherein the plurality of messages contain information about one or more infusion pumps residing in the clinical environment;

detect one or more missing messages that should have been received from the network device have not been received; and

cause a message request to be transmitted to the network device residing in the clinical environment, wherein the message request identifies the one or more missing messages that should have been received from the network device have not been received.

89. The non-transitory physical computer storage of claim 88, wherein the computer-executable instructions, when executed by the one or more computing devices, further configure the one or more computing devices to receive, in response to the message request, one or more additional messages from the network device, wherein the one or more messages include information that would have been included in the one or more missing messages.

90. The non-transitory physical computer storage of claim 89, wherein the computer-executable instructions, when executed by the one or more computing devices, further configure

the one or more computing devices to cause, based at least on the one or more additional messages received in response to the message request, a cache to be updated to include additional information about the one or more infusion pumps residing in the clinical environment.

91. The non-transitory physical computer storage of claim 88, wherein the computer-executable instructions, when executed by the one or more computing devices, further configure the one or more computing devices to detect the one or more missing messages based at least on message identifier information associated with one or more of the plurality of messages.

92. The non-transitory physical computer storage of claim 88, wherein the computer-executable instructions, when executed by the one or more computing devices, further configure the one or more computing devices to detect the one or more missing messages based at least on a first message in the plurality of messages having a message identifier that does not immediately follow another message identifier of a second message of the plurality of messages that immediately follows the first message.

93. The non-transitory physical computer storage of claim 88, wherein the computer-executable instructions, when executed by the one or more computing devices, further configure the one or more computing devices to cause the network device to request additional information from the one or more infusion pumps that would have been included in the one or more missing messages.

94. The non-transitory physical computer storage of claim 88, wherein the computer-executable instructions, when executed by the one or more computing devices, further configure the one or more computing devices to cause, in response to determining that the one or more missing messages has reached a threshold count, the message request to be transmitted to the network device residing in the clinical environment.

95. A method for generating a user interface based on messages from a clinical environment, the method comprising:

processing a message from a network device residing in the clinical environment, wherein the message includes information about one or more infusion pumps in communication with the network device in the clinical environment;

determining that the information included in the message satisfies a condition for updating a cache to include at least some of the information included in the message,

wherein the cache stores information usable to generate user interfaces in response to a request from a computing device residing in the clinical environment;

updating the cache to include at least some of the information included in the message from the network device;

receiving a request for a user interface from the computing device residing in the clinical environment;

accessing, from the updated cache, user interface information to be used to generate the user interface, wherein the user interface information includes at least some of the information that the cache was updated to include; and

outputting instructions for displaying the user interface on the computing device, wherein the instructions are based at least on the user interface information accessed from the updated cache.

96. The method of claim 95, wherein the message includes information indicating a current state of the one or more infusion pumps.

97. The method of claim 95, wherein the cache stores information associated with two or more infusion pumps residing in different medical facilities.

98. The method of claim 95, wherein the user interface information includes user interface data previously generated and stored in the cache.

99. The method of claim 95, further comprising updating user interface data stored in the cache, and outputting the instructions based at least on the updated user interface data.

100. The method of claim 95, wherein the condition is satisfied based on the information in the message being usable to generate one or more user interfaces in response to a request from the clinical environment.

101. The method of claim 95, further comprising causing the user interface to be outputted on a display of the computing device.

102. A system configured to detect missing messages from a clinical environment, the system comprising:

one or more processors; and

one or more memories in communication with the one or more processors and storing computer-executable instructions that, when executed by the one or more processors, configure the one or more processors to:

process a message from a network device residing in the clinical environment, wherein the message includes information about one or more infusion pumps in communication with the network device in the clinical environment;

determine that the information included in the message satisfies a condition for updating a cache to include at least some of the information included in the message, wherein the cache stores information usable to generate user interfaces in response to a request from a computing device residing in the clinical environment;

cause the cache to be updated to include at least some of information included in the message from the network device;

process a request for a user interface from the computing device residing in the clinical environment;

access, from the updated cache, user interface information to be used to generate the user interface, wherein the user interface information includes at least some of the information that the cache was updated to include; and

output instructions for displaying the user interface on the computing device, wherein the instructions are based at least on the user interface information accessed from the updated cache.

103. The system of claim 102, wherein the message includes information indicating a current state of the one or more infusion pumps.

104. The system of claim 102, wherein the cache is configured to store information associated with two or more infusion pumps residing in different medical facilities.

105. The system of claim 102, wherein the user interface information includes user interface data previously generated and stored in the cache.

106. The system of claim 102, wherein the computer-executable instructions, when executed by the one or more processors, further configure the one or more processors to cause user interface data stored in the cache to be updated, and output the instructions based at least on the updated user interface data.

107. The system of claim 102, wherein the condition is satisfied based on the information in the message being usable to generate one or more user interfaces in response to a request from the clinical environment.

108. The system of claim 102, wherein the computer-executable instructions, when executed by the one or more processors, further configure the one or more processors to cause the user interface to be outputted on a display of the computing device.

109. Non-transitory physical computer storage storing computer-executable instructions that, when executed by one or more computing devices, configure the one or more computing devices to:

process a message from a network device residing in the clinical environment, wherein the message includes information about one or more infusion pumps in communication with the network device in the clinical environment;

determine that the information included in the message satisfies a condition for updating a cache to include at least some of the information included in the message, wherein the cache stores information usable to generate user interfaces in response to a request from a computing device residing in the clinical environment;

cause the cache to be updated to include at least some of information included in the message from the network device;

process a request for a user interface from the computing device residing in the clinical environment;

access, from the updated cache, user interface information to be used to generate the user interface, wherein the user interface information includes at least some of the information that the cache was updated to include; and

output instructions for displaying the user interface on the computing device, wherein the instructions are based at least on the user interface information accessed from the updated cache.

110. The non-transitory physical computer storage of claim 109, wherein the message includes information indicating a current state of the one or more infusion pumps.

111. The non-transitory physical computer storage of claim 109, wherein the cache is configured to store information associated with two or more infusion pumps residing in different medical facilities.

112. The non-transitory physical computer storage of claim 109, wherein the user interface information includes user interface data previously generated and stored in the cache.

113. The non-transitory physical computer storage of claim 109, wherein the computer-executable instructions, when executed by the one or more computing devices, further configure the one or more computing devices to cause user interface data stored in the cache to be updated, and output the instructions based at least on the updated user interface data.

114. The non-transitory physical computer storage of claim 109, wherein the condition is satisfied based on the information in the message being usable to generate one or more user interfaces in response to a request from the clinical environment.

115. A method for converting messages having one message format from infusion pumps residing in a clinical environment into messages having another message format, the method comprising:

- detecting a first pump protocol used by one or more infusion pumps in the clinical environment, the first pump protocol defining the first message format;

- generating a message converter configured to convert a pump message having the first message format into a standardized dataset message having a second message format different from the first message format and including at least some additional data or metadata not included in the pump message;

- receiving a first pump message from an infusion pump in the clinical environment, wherein the infusion pump is configured to generate pump messages using the first pump protocol;

- converting the first pump message into a standardized dataset message having the second message format using the message converter, wherein the standardized dataset message includes information associated with the infusion pump and includes at least some additional data or metadata not included in the first pump message; and

- transmitting the standardized dataset message to a remote server configured to receive standardized dataset messages.

116. The method of claim 115, wherein the standardized dataset message includes one or more key-value pairs that are not included in the first pump message.

117. The method of claim 116, wherein the one or more key-value pairs are each set to a default value or a null value.

118. The method of claim 115, wherein the standardized dataset message includes identification data that identifies one or more portions of the standardized dataset message that include new information.

119. The method of claim 115, further comprising detecting the first pump protocol based on a protocol identifier associated with the first pump protocol not being on a predetermined list of protocol identifiers.

120. The method of claim 119, further comprising subsequent to detecting the first pump protocol, adding the protocol identifier associated with the first pump protocol to the predetermined list of protocol identifiers.

121. The method of claim 115, wherein the message converter comprises a software module that is configured to receive a pump message in the first pump protocol as input and output a standardized dataset message based on the pump message.

122. The method of claim 115, wherein the message converter is a configuration file downloaded from the remote server.

123. An apparatus configured to convert messages having one message format from infusion pumps residing in a clinical environment into messages having another message format, the apparatus comprising:

one or more processors; and

one or more memories in communication with the one or more processors and storing computer-executable instructions that, when executed by the one or more processors, configure the one or more processors to:

detect a first pump protocol used by one or more infusion pumps in the clinical environment, the first pump protocol defining a first message format;

generate a message converter configured to convert a pump message having the first message format into another message having a second message format different from the first message format and including at least some additional data or metadata not included in the pump message;

receive a first message from an infusion pump in the clinical environment, wherein the infusion pump is configured to generate messages using the first pump protocol;

cause the first message to be converted into a second message having the second message format using the message converter, wherein the second message includes information associated with the infusion pump and includes at least some additional data or metadata not included in the first message; and

cause the second message to be transmitted to a remote server configured to receive messages having the second message format.

124. The apparatus of claim 123, wherein the second message includes one or more key-value pairs that are not included in the first message.

125. The apparatus of claim 124, wherein the one or more key-value pairs are each set to a default value or a null value.

126. The apparatus of claim 123, wherein the second message includes identification data that identifies one or more portions of the second message that include new information.

127. The apparatus of claim 123, wherein the computer-executable instructions, when executed by the one or more processors, further configure the one or more processors to detect the first pump protocol based on a protocol identifier associated with the first pump protocol not being on a predetermined list of protocol identifiers.

128. The apparatus of claim 123, wherein the computer-executable instructions, when executed by the one or more processors, further configure the one or more processors to, subsequent to detecting the first pump protocol, cause the protocol identifier associated with the first pump protocol to be added to the predetermined list of protocol identifiers.

129. The apparatus of claim 123, wherein the message converter comprises a software module that is configured to receive a pump message having the first message format as input and output another message having the second message format based on the pump message.

130. The apparatus of claim 123, wherein the message converter is a configuration file downloaded from the remote server.

131. Non-transitory physical computer storage storing computer-executable instructions that, when executed by one or more computing devices, configure the one or more computing devices to:

detect a first pump protocol used by one or more infusion pumps in the clinical environment, the first pump protocol defining a first message format;

generate a message converter configured to convert a pump message having the first message format into another message having a second message format different from the first message format and including at least some additional data or metadata not included in the pump message;

receive a first message from an infusion pump in the clinical environment, wherein the infusion pump is configured to generate messages using the first pump protocol;

cause the first message to be converted into a second message having the second message format using the message converter, wherein the second message includes information associated with the infusion pump and includes at least some additional data or metadata not included in the first message; and

cause the second message to be transmitted to a remote server configured to receive messages having the second message format.

132. The non-transitory physical computer storage of claim 131, wherein the second message includes one or more key-value pairs that are not included in the first message, the one or more key-value pairs each having a default value or a null value.

133. The non-transitory physical computer storage of claim 131, wherein the computer-executable instructions, when executed by the one or more computing devices, further configure the one or more computing devices to detect the first pump protocol based on a protocol identifier associated with the first pump protocol not being on a predetermined list of protocol identifiers, and subsequent to detecting the first pump protocol, cause the protocol identifier associated with the first pump protocol to be added to the predetermined list of protocol identifiers.

134. The non-transitory physical computer storage of claim 131, wherein the message converter comprises a software module that is downloaded from the remote server, the message converter being configured to receive a pump message having the first message format as input and output another message having the second message format based on the pump message.

135. A method for authenticating a network device residing in a clinical environment using a token, the method comprising:

processing an authentication request from the network device residing in the clinical environment via a first network connection, wherein the authentication request includes identifying information associated with the clinical environment, and wherein the

clinical environment includes one or more infusion pumps in communication with the network device;

identifying login credentials to be used to authenticate the network device residing in the clinical environment;

transmitting the login credentials to an authentication system configured to authenticate requests from the network device residing in the clinical environment via a second network connection different from the first network connection;

receiving a security token from the authentication system, the security token being usable by the network device to transmit requests to the authentication system via the second network connection; and

transmitting the security token to the network device residing in the clinical environment via the first network connection.

136. The method of claim 135, wherein the first network connection is a WebSocket connection.

137. The method of claim 135, wherein the first network connection is secured and authenticated.

138. The method of claim 135, further comprising causing the network device residing in the clinical environment to transmit a signed request to the authentication system.

139. The method of claim 135, wherein the first network connection and the second network connection are both established over a wide area network.

140. The method of claim 135, further comprising receiving a message from the network device residing in the clinical environment via the first network connection, wherein the messages include information associated with the one or more infusion pumps in communication with the network device.

141. The method of claim 140, wherein the network device is configured to communicate with the one or more infusion pumps over a local area network.

142. A system configured to authenticate a network device residing in a clinical environment using a token, the system comprising:

one or more processors; and

one or more memories in communication with the one or more processors and storing computer-executable instructions that, when executed by the one or more processors, configure the one or more processors to:

process an authentication request from the network device residing in the clinical environment via a first network connection, wherein the authentication request includes identifying information associated with the clinical environment, and wherein the clinical environment includes one or more infusion pumps in communication with the network device;

identify login credentials to be used to authenticate the network device residing in the clinical environment;

cause the login credentials to be transmitted to an authentication system configured to authenticate requests from the network device residing in the clinical environment via a second network connection different from the first network connection;

receive a security token from the authentication system, the security token being usable by the network device to transmit requests to the authentication system via the second network connection; and

cause the security token to be transmitted to the network device residing in the clinical environment via the first network connection.

143. The system of claim 142, wherein the first network connection is a WebSocket connection.

144. The system of claim 142, wherein the first network connection is secured and authenticated.

145. The system of claim 142, wherein the computer-executable instructions, when executed by the one or more processors, further configure the one or more processors to cause the network device residing in the clinical environment to transmit a signed request to the authentication system.

146. The system of claim 142, wherein the first network connection and the second network connection are both established over a wide area network.

147. The system of claim 142, wherein the computer-executable instructions, when executed by the one or more processors, further configure the one or more processors to receive a

message from the network device residing in the clinical environment via the first network connection, wherein the messages include information associated with the one or more infusion pumps in communication with the network device.

148. The system of claim 147, wherein the network device is configured to communicate with the one or more infusion pumps over a local area network.

149. Non-transitory physical computer storage storing computer-executable instructions that, when executed by one or more computing devices, configure the one or more computing devices to:

process an authentication request from the network device residing in the clinical environment via a first network connection, wherein the authentication request includes identifying information associated with the clinical environment, and wherein the clinical environment includes one or more infusion pumps in communication with the network device;

identify login credentials to be used to authenticate the network device residing in the clinical environment;

cause the login credentials to be transmitted to an authentication system configured to authenticate requests from the network device residing in the clinical environment via a second network connection different from the first network connection;

receive a security token from the authentication system, the security token being usable by the network device to transmit requests to the authentication system via the second network connection; and

cause the security token to be transmitted to the network device residing in the clinical environment via the first network connection.

150. The non-transitory physical computer storage of claim 149, wherein the first network connection is a secured and authenticated WebSocket connection.

151. The non-transitory physical computer storage of claim 149, wherein the computer-executable instructions, when executed by the one or more computing devices, further configure the one or more computing devices to cause the network device residing in the clinical environment to transmit a signed request to the authentication system.

152. The non-transitory physical computer storage of claim 149, wherein the first network connection and the second network connection are both established over a wide area network.

153. The non-transitory physical computer storage of claim 149, wherein the computer-executable instructions, when executed by the one or more computing devices, further configure the one or more computing devices to receive a message from the network device residing in the clinical environment via the first network connection, wherein the messages include information associated with the one or more infusion pumps in communication with the network device.

154. The non-transitory physical computer storage of claim 149, wherein the condition is satisfied based on the information in the message being usable to generate one or more user interfaces in response to a request from the clinical environment.

155. A method for tagging messages from infusion pumps residing in a clinical environment, the method comprising:

- processing a pump message including information about an infusion pump residing in the clinical environment;

- tagging the pump message with a facility identifier indicative of a facility associated with the infusion pump and an account identifier indicative of an account associated with the infusion pump, wherein the facility is below the account in a hierarchical structure, and wherein the hierarchical structure includes one or more intermediate levels that are between the facility and the account in the hierarchical structure; and

- transmitting the tagged pump message to a remote server such that the facility identifier of the tagged pump message and the account identifier of the tagged message need not be changed by the remote server in response the facility being moved within the hierarchical structure.

156. The method of claim 155, wherein the facility identifier and the account identifier are permanent identifiers that are not changed in response to the facility being moved to another system or region in the hierarchical structure.

157. The method of claim 155, wherein the infusion pump is configured to generate pump messages without determining the facility associated with the infusion pump or the account associated with the infusion pump.

158. The method of claim 155, further comprising determining, in a priority order, whether one or more facility detection indicators correspond to one of a plurality of facility identifiers stored in a database.

159. The method of claim 158, further comprising, in response to determining that none of the one or more facility detection indicators corresponds to any of the plurality of facility identifiers stored in the database, tagging the pump message with a default facility identifier indicating that the pump message originated from an infusion pump that is not associated with a known facility.

160. The method of claim 155, further comprising tagging the pump message with a first intermediate identifier indicative of a first intermediate level of the one or more intermediate levels such that the tagged pump message includes the facility identifier, the account identifier, and the first intermediate identifier.

161. The method of claim 160, in response to determining that the facility is no longer associated with the first intermediate level in the hierarchical structure, updating the first intermediate identifier, such that the tagged pump message includes the updated first intermediate identifier.

162. The method of claim 155, wherein processing the pump message comprises converting a message in a first format received from the infusion pump into the pump message in a second format different from the first format.

163. An apparatus configured to tag messages from infusion pumps residing in a clinical environment, the apparatus comprising:

one or more processors; and

one or more memories in communication with the one or more processors and storing computer-executable instructions that, when executed by the one or more processors, configure the one or more processors to:

process a pump message including information about an infusion pump residing in the clinical environment;

cause the pump message to be tagged with a facility identifier indicative of a facility associated with the infusion pump and an account identifier indicative of an account associated with the infusion pump, wherein the facility is below the account in a hierarchical structure, and wherein the message is not tagged with at

least one other identifier indicative of an intermediate level that is between the facility and the account in the hierarchical structure; and

cause the tagged pump message to be transmitted to a remote server such that the facility identifier of the tagged pump message and the account identifier of the tagged message need not be changed by the remote server in response the facility being moved within the hierarchical structure.

164. The apparatus of claim 163, wherein the facility identifier and the account identifier are permanent identifiers that are not changed in response to the facility being moved within the hierarchical structure.

165. The apparatus of claim 163, wherein the facility identifier and the account identifier are permanent identifiers that are not changed in response to the facility being moved to another system or region in the hierarchical structure.

166. The apparatus of claim 163, wherein the infusion pump is configured to generate pump messages without determining the facility associated with the infusion pump or the account associated with the infusion pump.

167. The apparatus of claim 163, wherein the computer-executable instructions further configure the one or more processors to cause the pump message to be tagged with a first intermediate identifier indicative of a first intermediate level of the one or more intermediate levels such that the tagged pump message includes the facility identifier, the account identifier, and the first intermediate identifier.

168. The apparatus of claim 167, wherein the computer-executable instructions further configure the one or more processors to, in response to determining that the facility is no longer associated with the first intermediate level in the hierarchical structure, cause the first intermediate identifier to be updated, such that the tagged pump message includes the updated first intermediate identifier.

169. The apparatus of claim 163, wherein processing the pump message comprises converting a message in a first format received from the infusion pump into the pump message in a second format different from the first format.

170. Non-transitory physical computer storage storing computer-executable instructions that, when executed by one or more computing devices, configure the one or more computing devices to:

process a pump message including information about an infusion pump residing in the clinical environment;

cause the pump message to be tagged with a facility identifier indicative of a facility associated with the infusion pump and an account identifier indicative of an account associated with the infusion pump, wherein the facility is below the account in a hierarchical structure, and wherein the message is not tagged with at least one other identifier indicative of an intermediate level that is between the facility and the account in the hierarchical structure; and

cause the tagged pump message to be transmitted to a remote server such that the facility identifier of the tagged pump message and the account identifier of the tagged message need not be changed by the remote server in response the facility being moved within the hierarchical structure.

171. The non-transitory physical computer storage of claim 170, wherein the facility identifier and the account identifier are permanent identifiers that are not changed in response to the facility being moved to another system or region in the hierarchical structure.

172. The non-transitory physical computer storage of claim 170, wherein the infusion pump is configured to generate pump messages without determining the facility associated with the infusion pump or the account associated with the infusion pump.

173. The non-transitory physical computer storage of claim 170, wherein the intermediate level in the hierarchical structure is a system associated with the infusion pump or a region associated with the infusion pump.

174. The non-transitory physical computer storage of claim 170, wherein processing the pump message comprises converting a message in a first format received from the infusion pump into the pump message in a second format different from the first format.

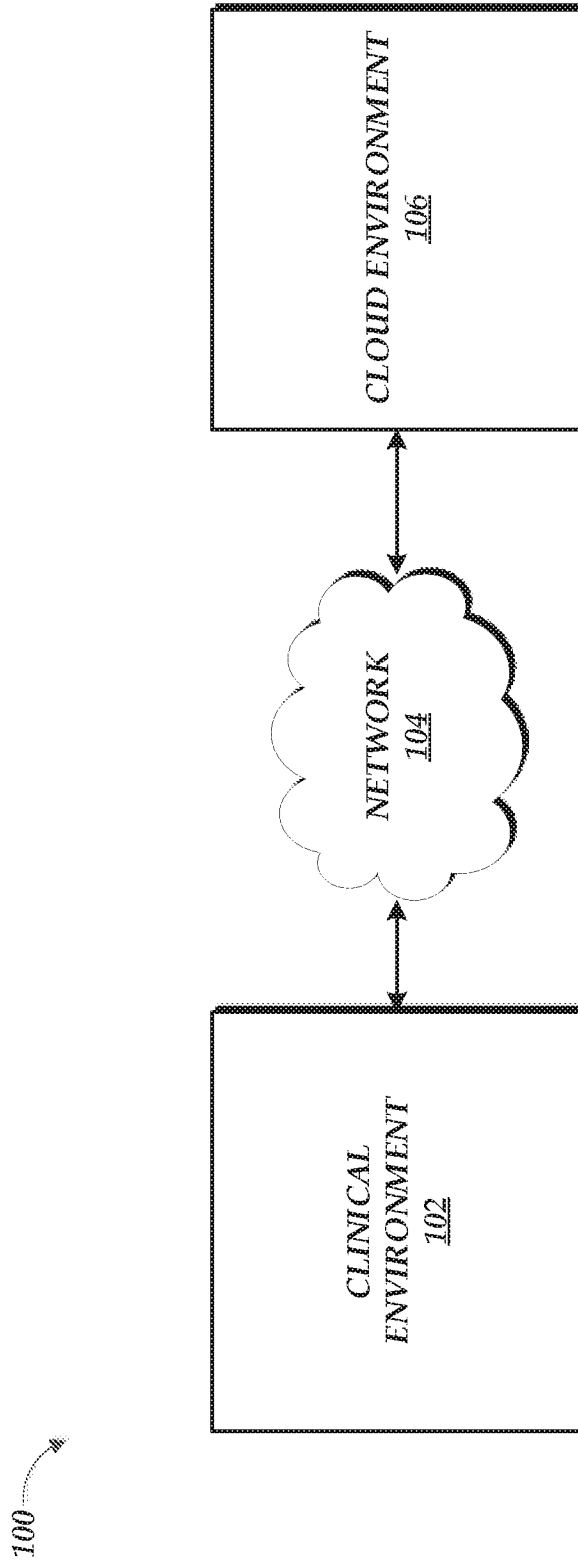


FIG. 1

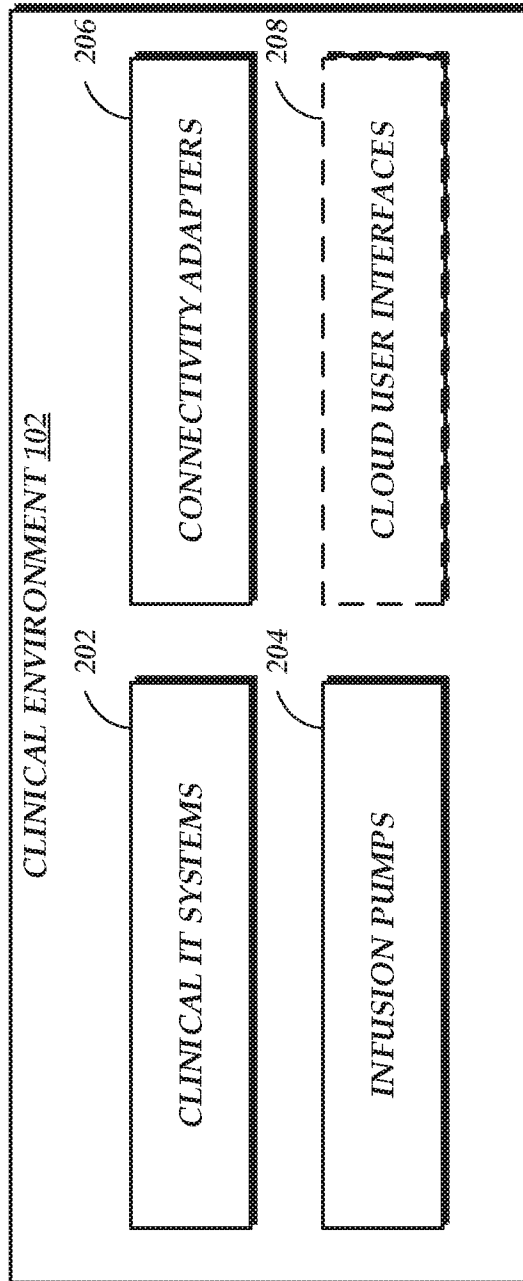


FIG. 2

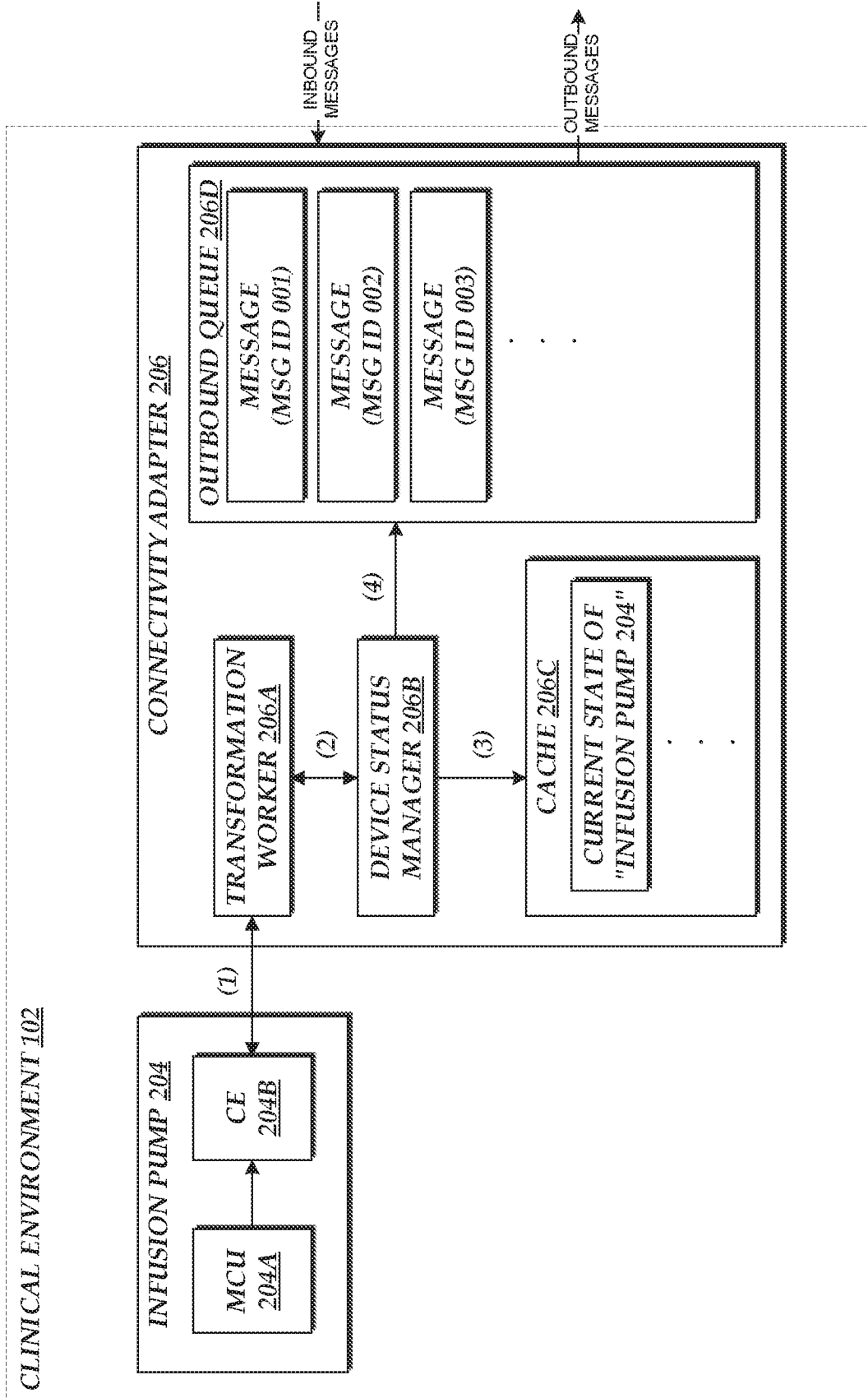


FIG. 3

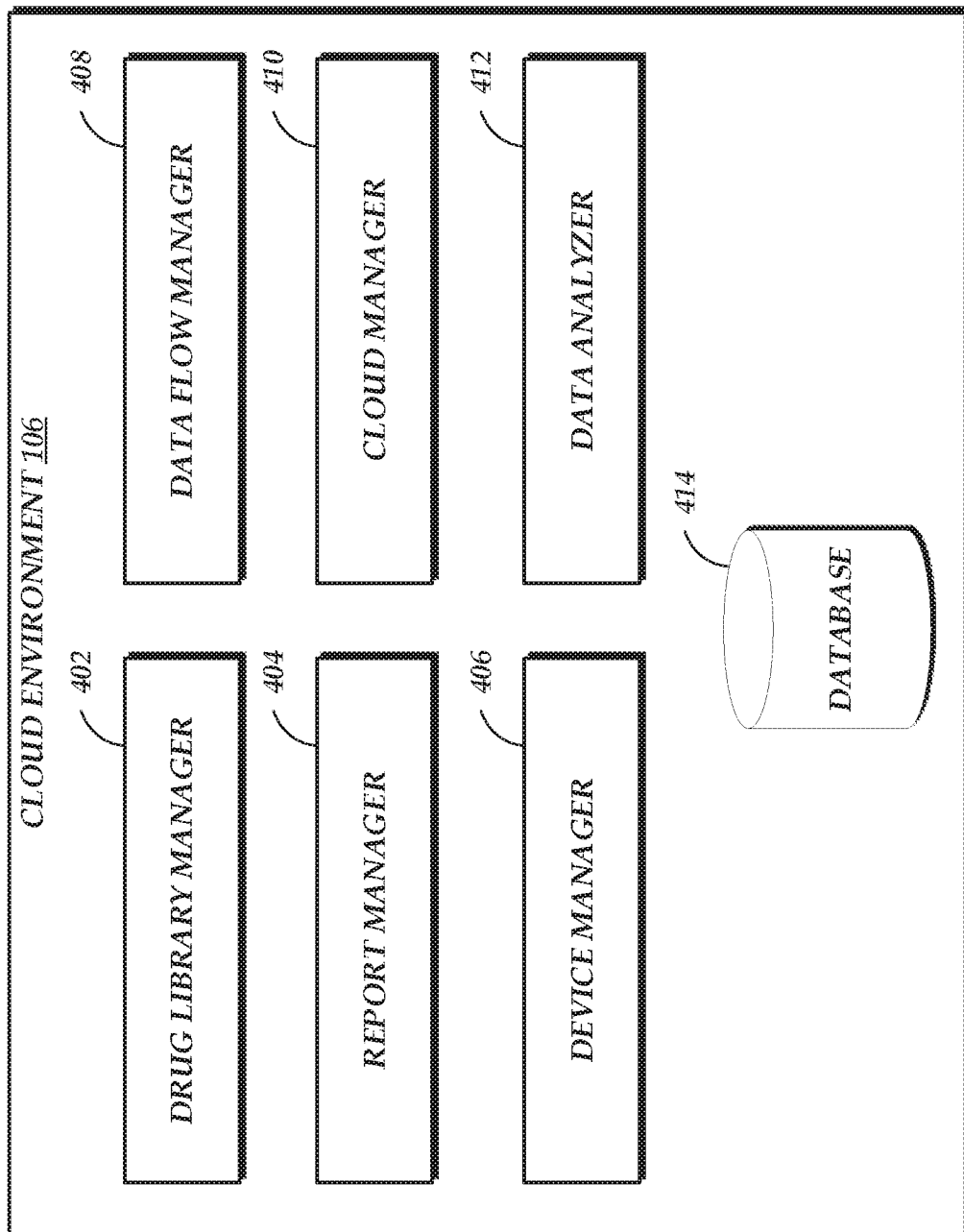


FIG. 4

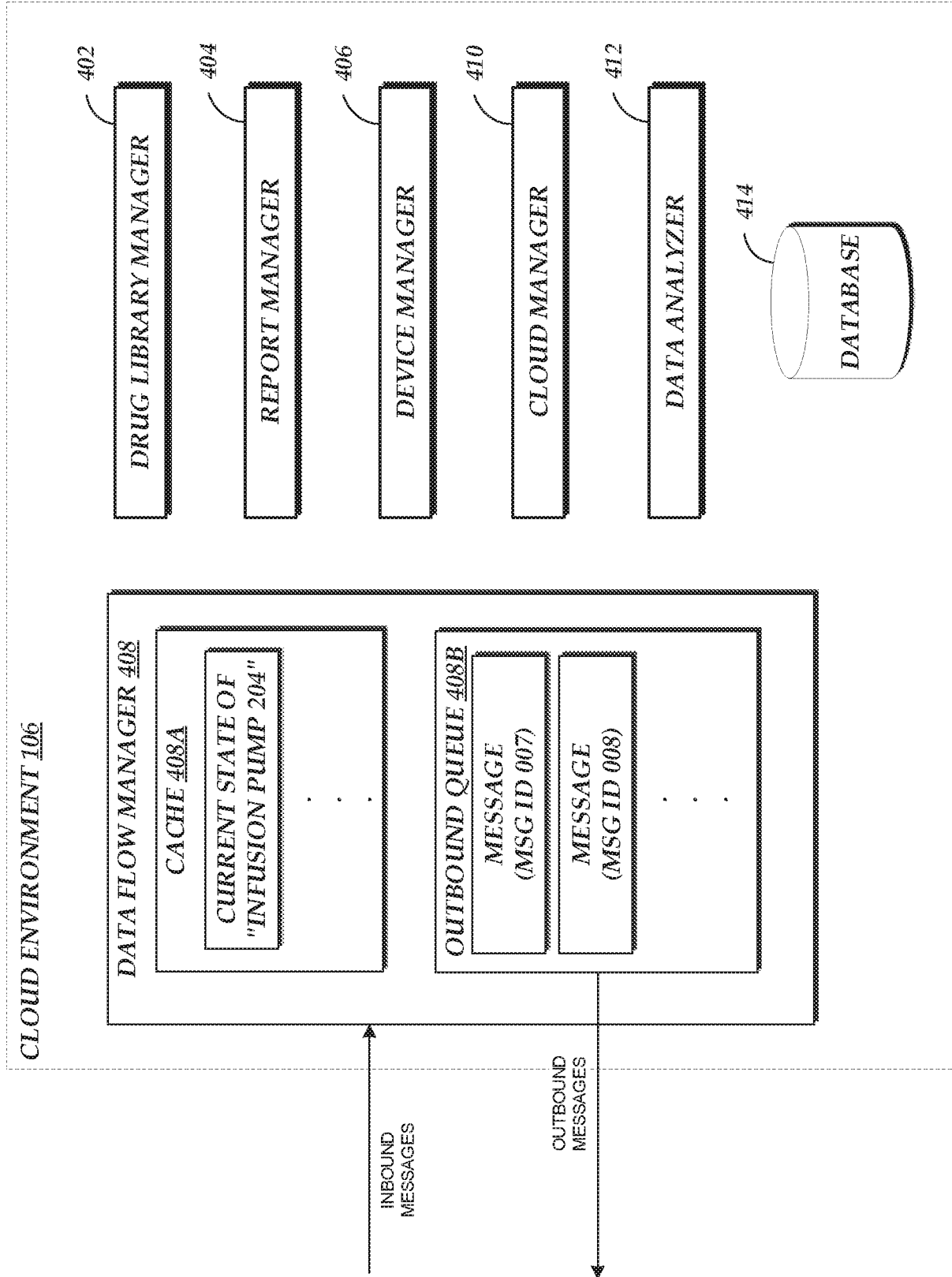


FIG. 5

6/13

600

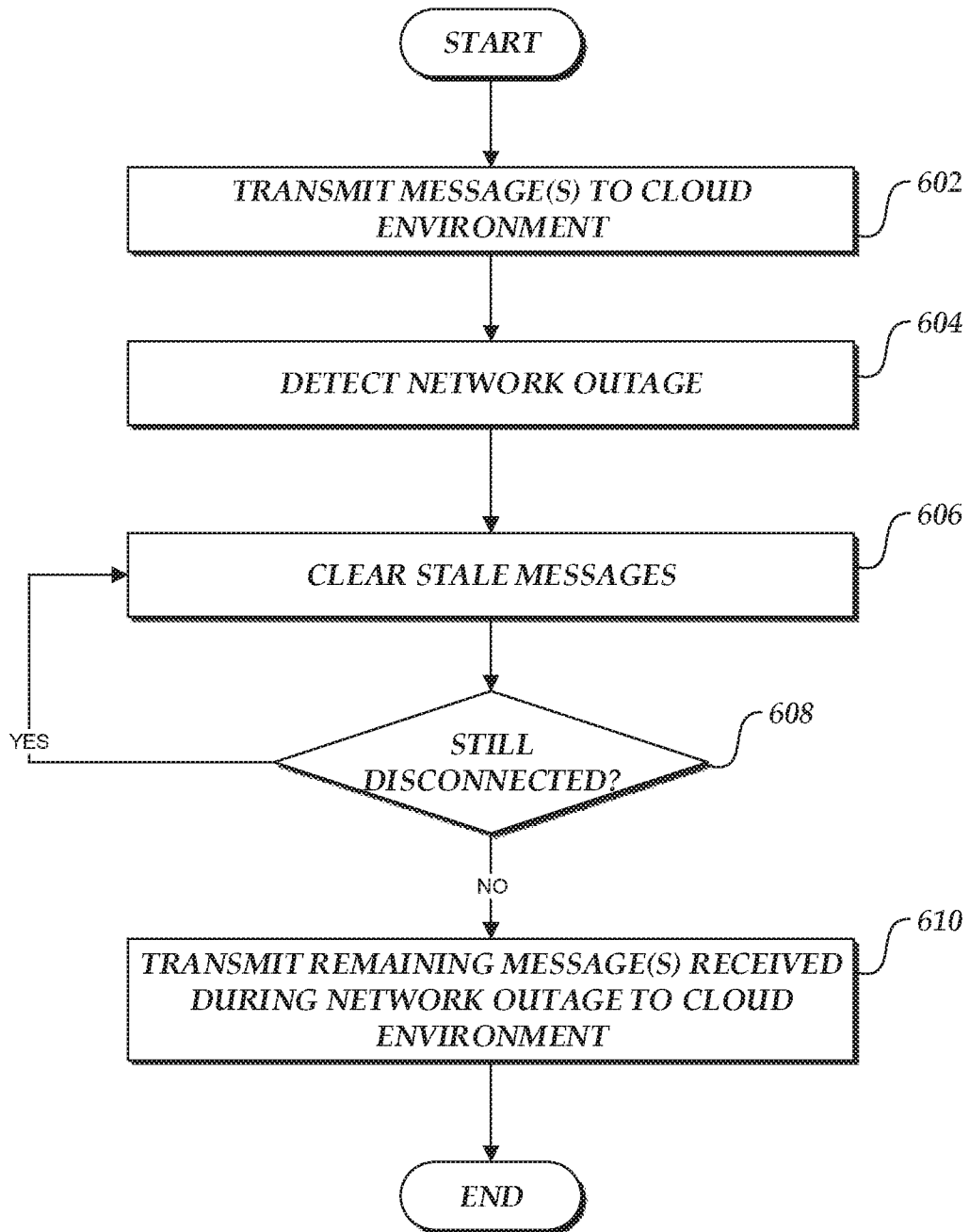


FIG. 6

700

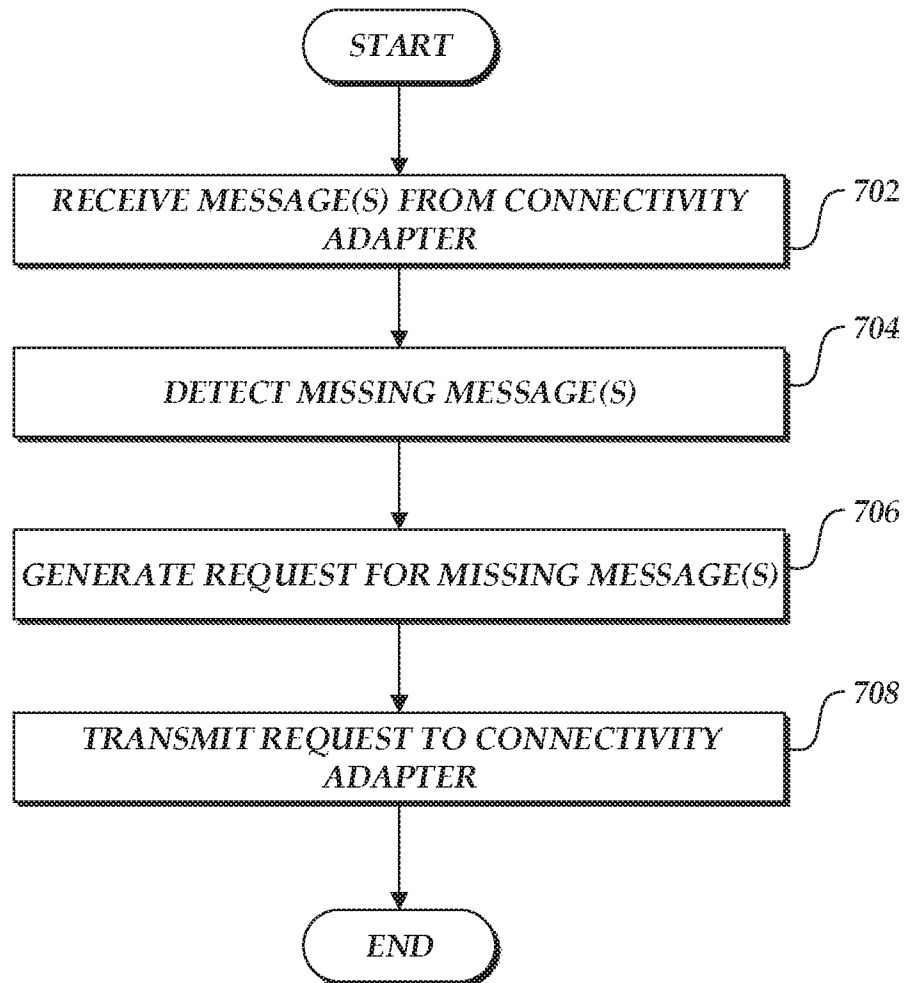


FIG. 7

800

8/13

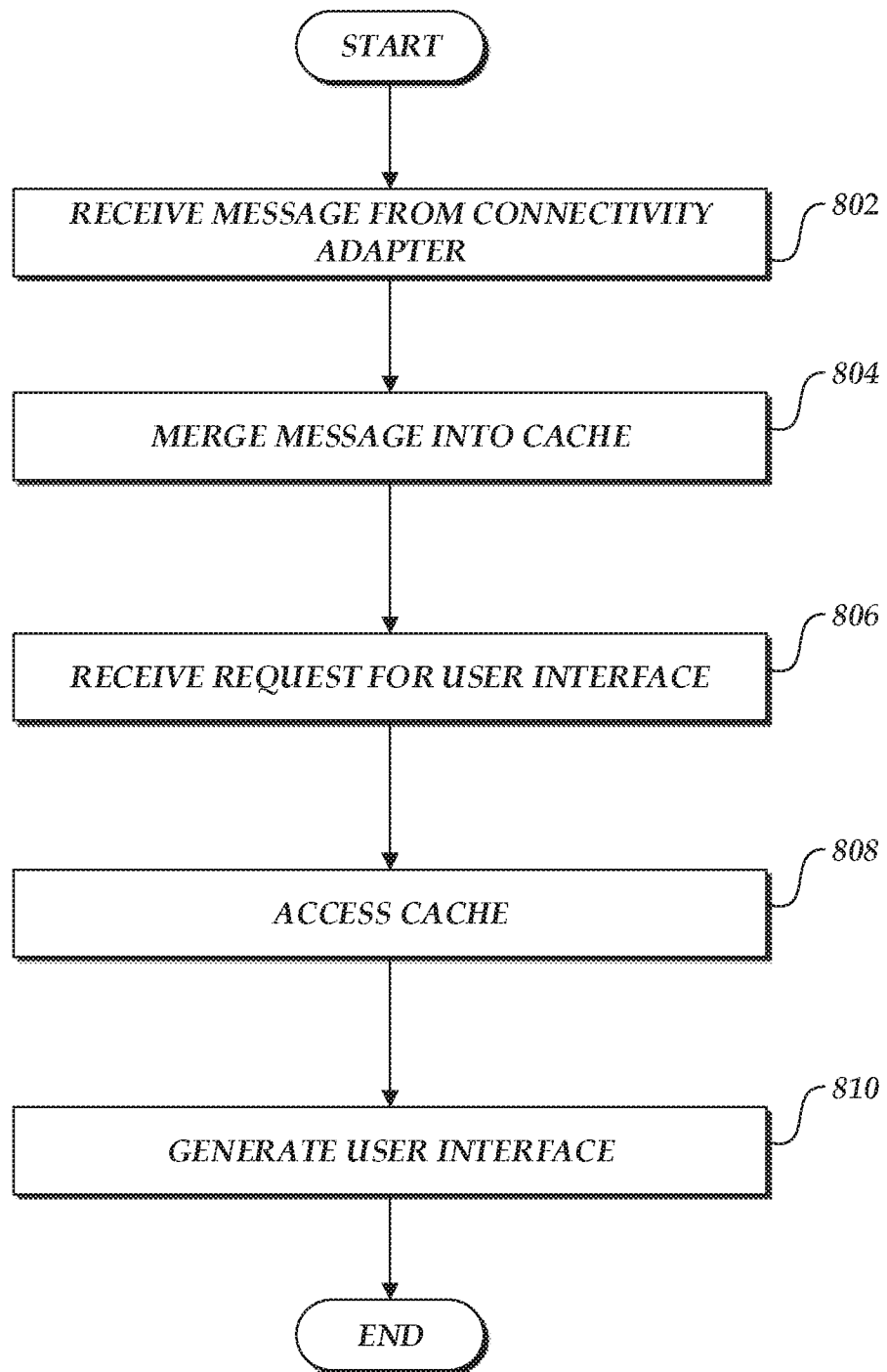


FIG. 8

900

9/13

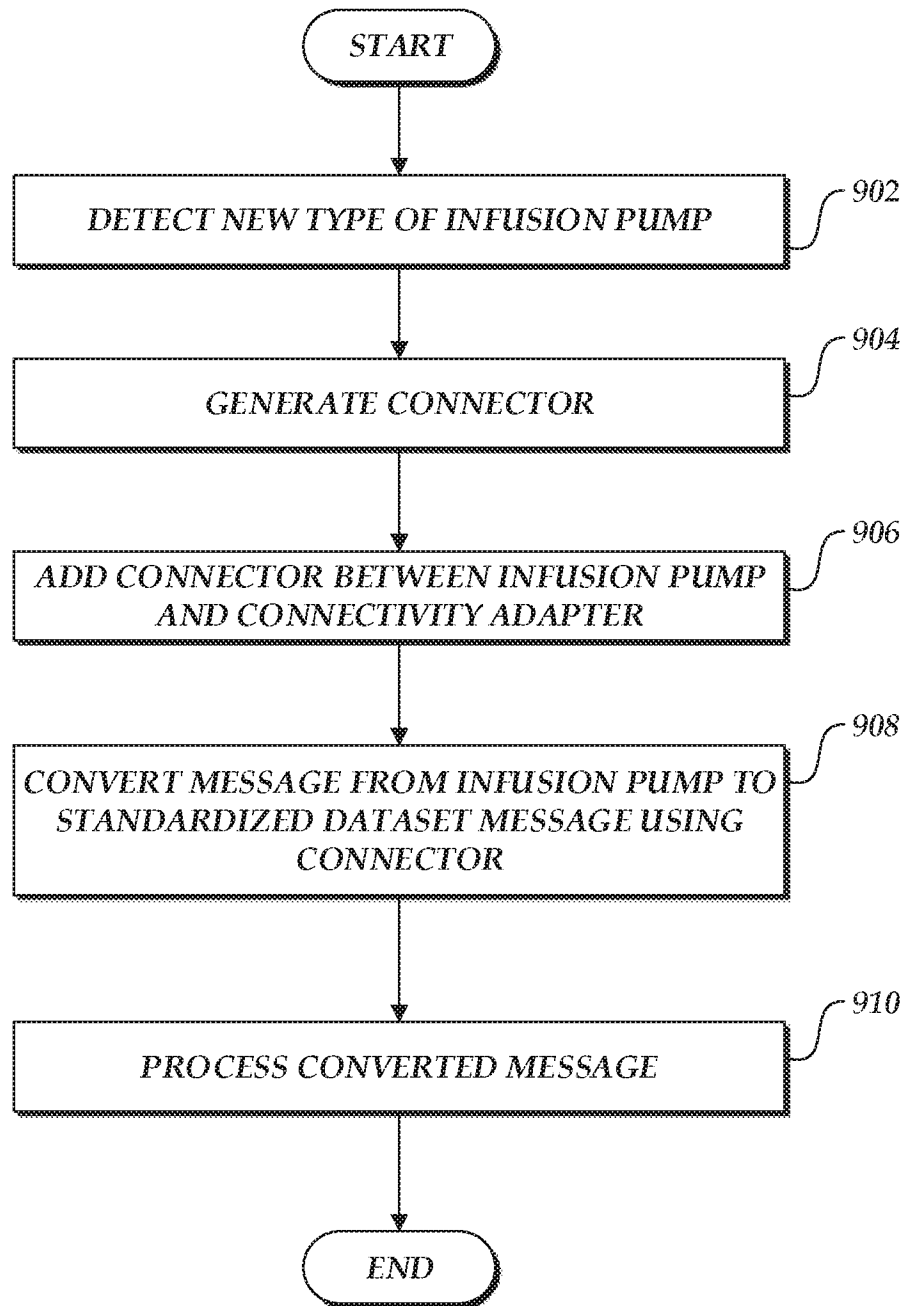


FIG. 9

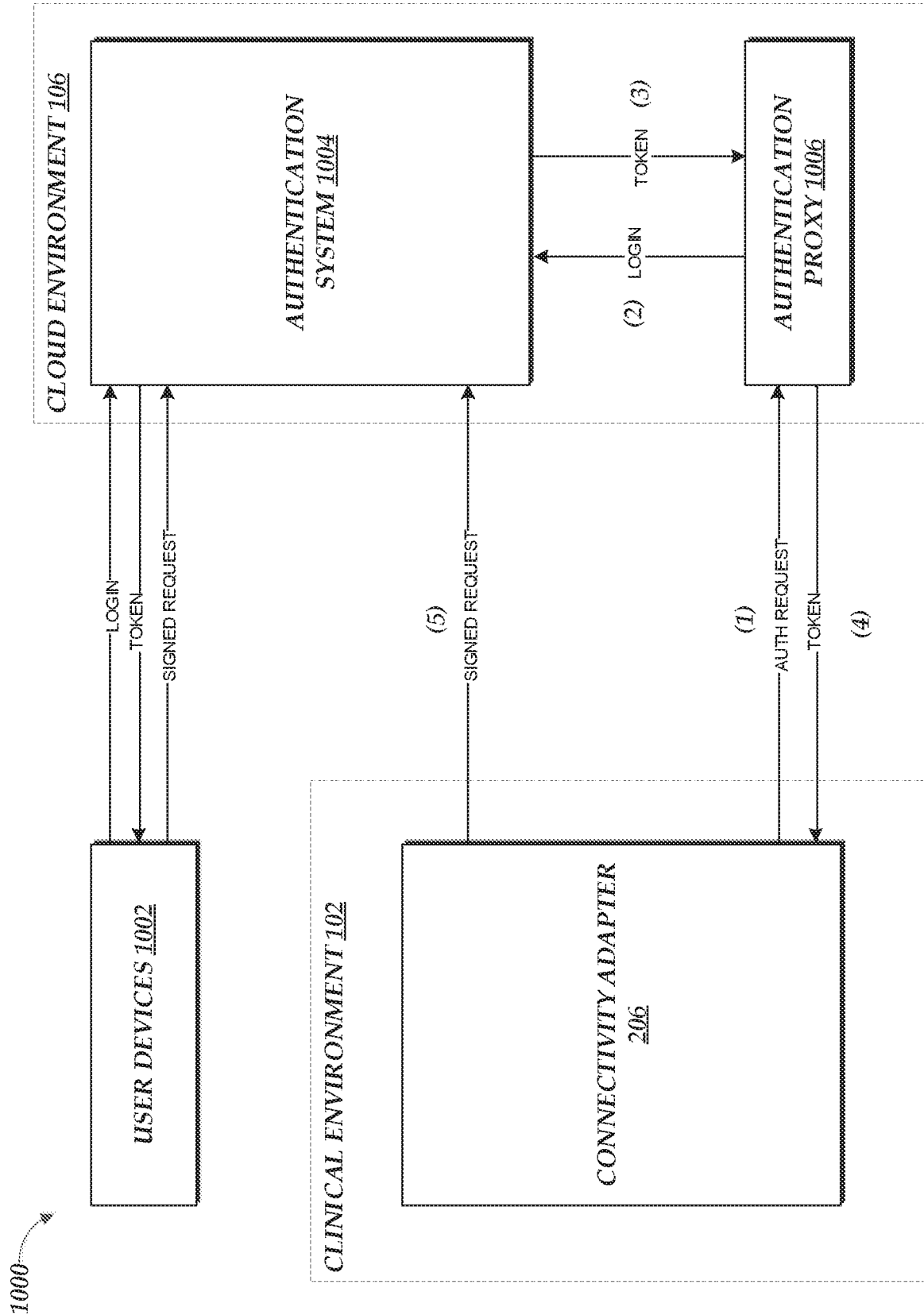


FIG. 10

11/13

1100

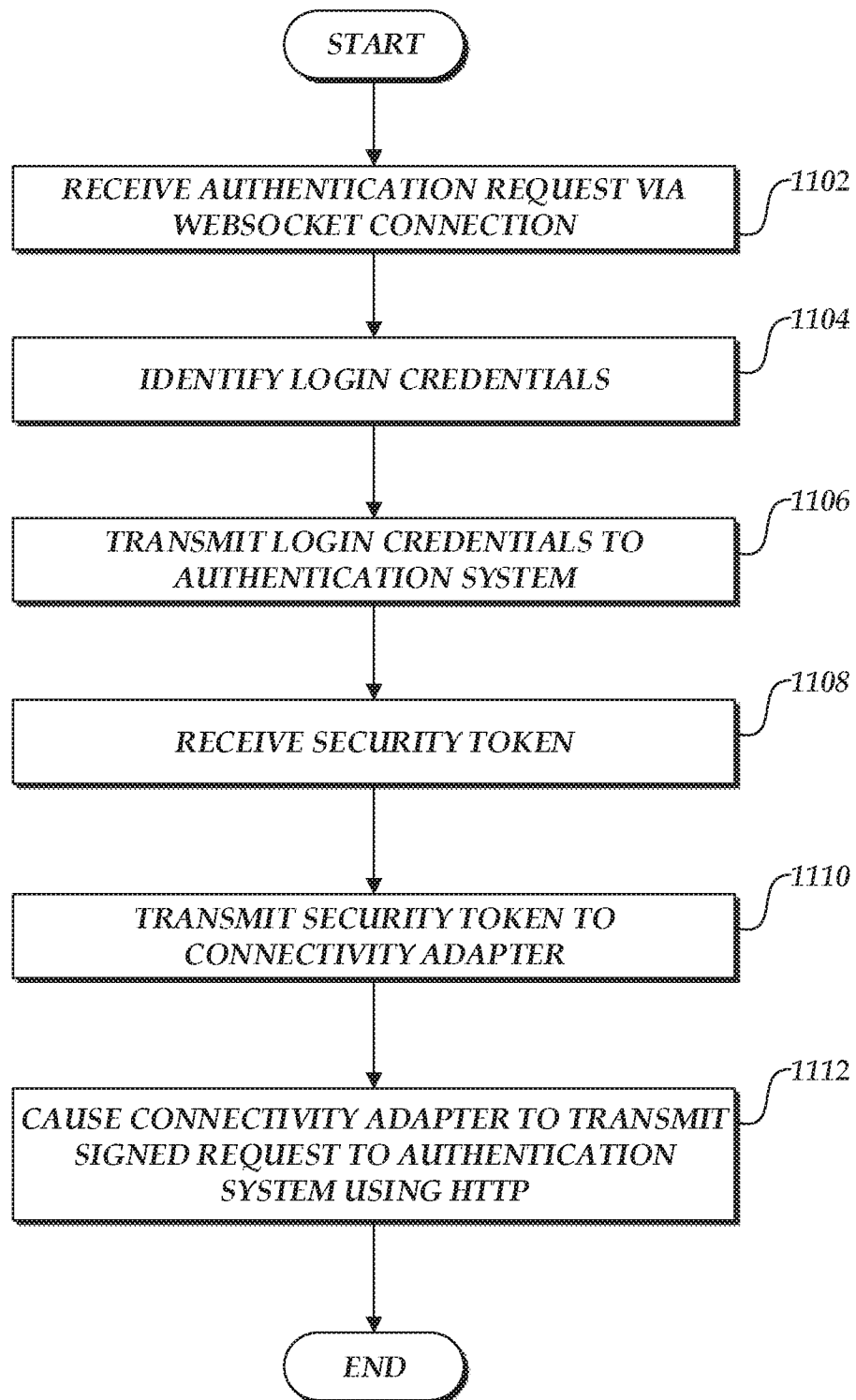


FIG. 11

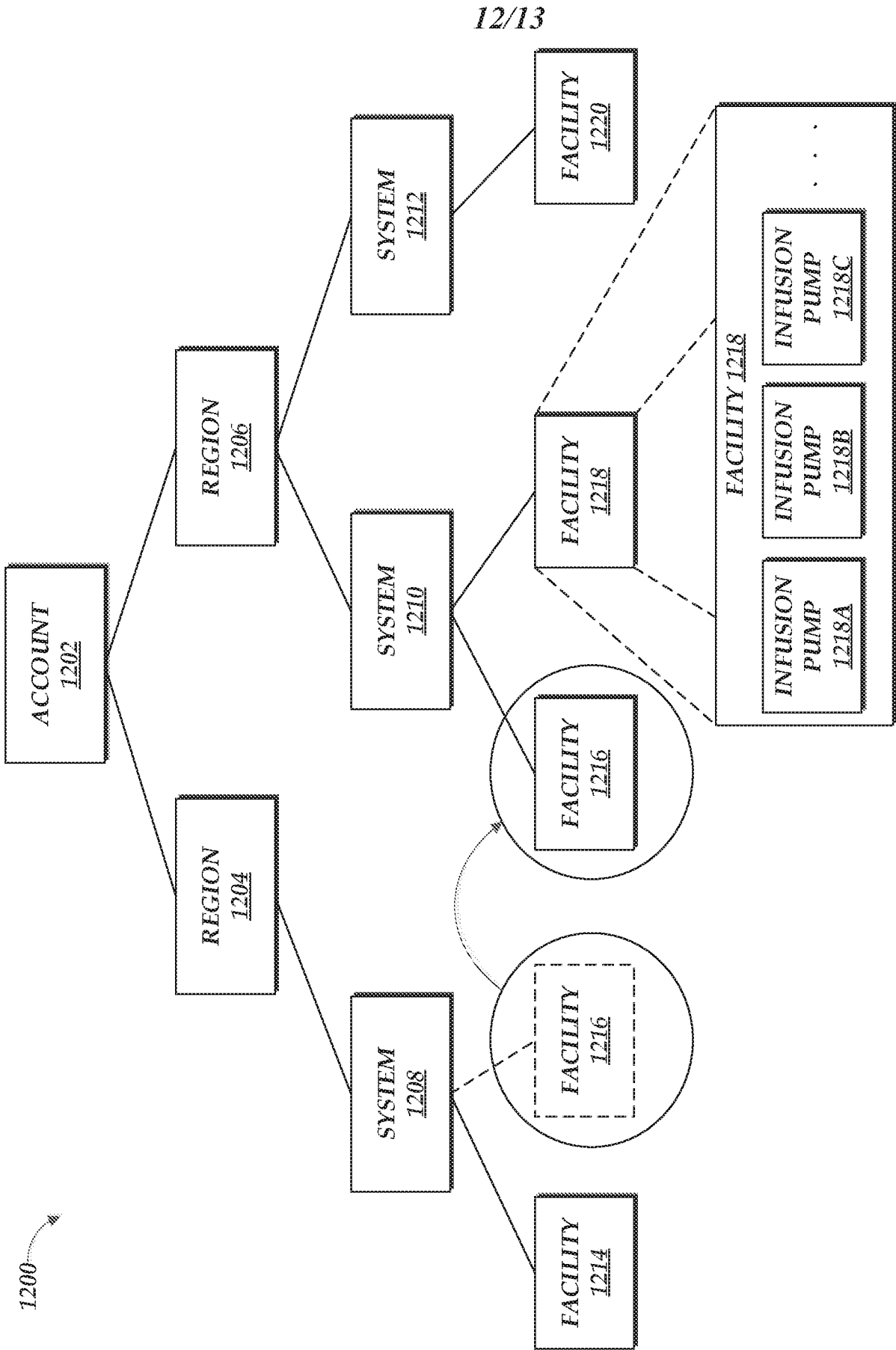


FIG. 12

13/13

1300

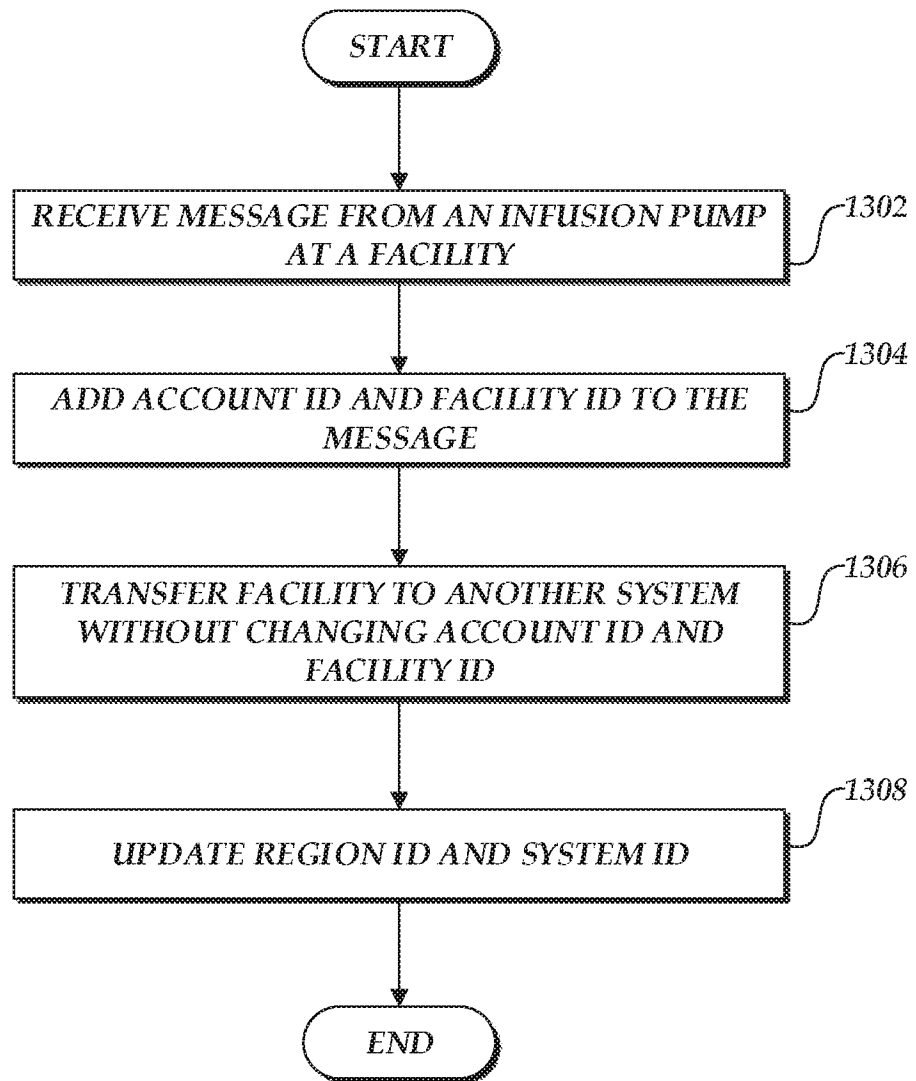


FIG. 13

INTERNATIONAL SEARCH REPORT

International application No.
PCT/US2019/041706

A. CLASSIFICATION OF SUBJECT MATTER

G06F 3/12 (2006.01) H04L 12/741 (2013.01)

According to International Patent Classification (IPC) or to both national classification and IPC

B. FIELDS SEARCHED

Minimum documentation searched (classification system followed by classification symbols)

Documentation searched other than minimum documentation to the extent that such documents are included in the fields searched

Electronic data base consulted during the international search (name of data base and, where practicable, search terms used)

Database: PATENW (EPODOC, WPIAP and TXTE), Google, Google Patents, Google Scholar and The LENS - Classification Marks: G16H20/17, G06F19/322, G06F19/326, G06Q10/10, G06Q50/24, G16H10/40, G16H10/60, G16H70/00, G06F19/345, G06F19/3468, G16H50/20, G06F 3/12, H04L12/741, H04L69/16, A61B5/02, G06F17/60. Keywords: Network, Communication, Outage, Availability, Infusion Pumps, Messages, Recording, Queue, Format, First, Second, Plurality, Recent, Storage, Discard, Transmit, Deliver, Medication, Patient, Clinical, Memory, Processor, Different, Dataset, Outbound, Priority, Remote, Server and like terms. Applicant/Inventor name was searched in internal databases provided by IP Australia, Espacenet and AusPat.

C. DOCUMENTS CONSIDERED TO BE RELEVANT

Category*	Citation of document, with indication, where appropriate, of the relevant passages	Relevant to claim No.
Documents are listed in the continuation of Box C		

 Further documents are listed in the continuation of Box C See patent family annex

* Special categories of cited documents:		
"A" document defining the general state of the art which is not considered to be of particular relevance	"T" later document published after the international filing date or priority date and not in conflict with the application but cited to understand the principle or theory underlying the invention	
"D" document cited by the applicant in the international application	"X" document of particular relevance; the claimed invention cannot be considered novel or cannot be considered to involve an inventive step when the document is taken alone	
"E" earlier application or patent but published on or after the international filing date	"Y" document of particular relevance; the claimed invention cannot be considered to involve an inventive step when the document is combined with one or more other such documents, such combination being obvious to a person skilled in the art	
"L" document which may throw doubts on priority claim(s) or which is cited to establish the publication date of another citation or other special reason (as specified)	"&" document member of the same patent family	
"O" document referring to an oral disclosure, use, exhibition or other means		
"P" document published prior to the international filing date but later than the priority date claimed		

Date of the actual completion of the international search
5 November 2019Date of mailing of the international search report
05 November 2019

Name and mailing address of the ISA/AU

AUSTRALIAN PATENT OFFICE
PO BOX 200, WODEN ACT 2606, AUSTRALIA
Email address: pct@ipaustralia.gov.au

Authorised officer

Dr. Yogeshwar Ranga
AUSTRALIAN PATENT OFFICE
(ISO 9001 Quality Certified Service)
Telephone No. +61262256171

INTERNATIONAL SEARCH REPORT

International application No.

C (Continuation).

DOCUMENTS CONSIDERED TO BE RELEVANT

PCT/US2019/041706

Category*	Citation of document, with indication, where appropriate, of the relevant passages	Relevant to claim No.
Y	US 2005/0102167 A1 (KAPOOR) 12 May 2005 See the whole document - Abstract, Para [0100]-[0103], Fig. 2,3 and 8	1-74
Y	US 2014/0254598 A1 (PRAKASH KUMAR ARVIND JHA et. al) 11 September 2014 See the whole document in particular- Abstract, Para [0030]-[0033], [0102]-[0105], [0111]-[0117], [0167]-[0170], [0190]-[0240], Fig. 1-2, 8-9, 12A-B and 13A-B.	1-74
A	US 2007/0253021 A1 (MEHTA et al.) 01 November 2007 See the whole document.	1-74
A	US 6892278 B2 (EBERGEN) 10 May 2005 See the whole document.	1-74

Box No. II Observations where certain claims were found unsearchable (Continuation of item 2 of first sheet)

This international search report has not been established in respect of certain claims under Article 17(2)(a) for the following reasons:

1. Claims Nos.:
because they relate to subject matter not required to be searched by this Authority, namely:
the subject matter listed in Rule 39 on which, under Article 17(2)(a)(i), an international search is not required to be carried out, including
2. Claims Nos.:
because they relate to parts of the international application that do not comply with the prescribed requirements to such an extent that no meaningful international search can be carried out, specifically:
3. Claims Nos.:
because they are dependent claims and are not drafted in accordance with the second and third sentences of Rule 6.4(a)

Box No. III Observations where unity of invention is lacking (Continuation of item 3 of first sheet)

This International Searching Authority found multiple inventions in this international application, as follows:

See Supplemental Box for Details

1. As all required additional search fees were timely paid by the applicant, this international search report covers all searchable claims.
2. As all searchable claims could be searched without effort justifying additional fees, this Authority did not invite payment of additional fees.
3. As only some of the required additional search fees were timely paid by the applicant, this international search report covers only those claims for which fees were paid, specifically claims Nos.:
4. No required additional search fees were timely paid by the applicant. Consequently, this international search report is restricted to the invention first mentioned in the claims; it is covered by claims Nos.:
1-74

Remark on Protest

- The additional search fees were accompanied by the applicant's protest and, where applicable, the payment of a protest fee.
- The additional search fees were accompanied by the applicant's protest but the applicable protest fee was not paid within the time limit specified in the invitation.
- No protest accompanied the payment of additional search fees.

Supplemental Box**Continuation of: Box III**

This International Application does not comply with the requirements of unity of invention because it does not relate to one invention or to a group of inventions so linked as to form a single general inventive concept.

This Authority has found that there are different inventions based on the following features that separate the claims into distinct groups:

- Group 1: Claims 1 to 74 are directed to facilitating/providing messaging during network outages. The features of removing a first message after a condition is satisfied from a message queue and transmitting a second message are specific to this group of claims.
- Group 2: Claims 75 to 94 are directed to detecting missing messages from a clinical environment. The feature of determining/detecting that one or more messages which should have been received from the network device have not been received is specific to this group of claims.
- Group 3: Claims 95 to 114 are directed to generating a user interface based on messages from a clinical environment. The feature of outputting instructions for displaying the user interface on the computing device, wherein the instructions are based at least on the user interface information accessed from a cache is specific to this group of claims.
- Group 4: Claims 115 to 134 are directed to converting messages from one message format to another. The features of generating a message converter configured to convert a pump message having a first message format into a standardized dataset message having a second message format different from the first message format and including at least some additional data or metadata not included in the pump message are specific to this group of claims.
- Group 5: Claims 135 to 154 are directed to authenticating a network device residing in a clinical environment using a token. The features of processing an authentication request from the network device by identifying login credentials to be used to authenticate the network device residing in the clinical environment, transmitting the login credentials to an authentication system and receiving security token from the authentication system are specific to this group of claims.
- Group 6: Claims 155 to 174 are directed to tagging messages from infusion pumps residing in a clinical environment. The feature of tagging the pump message with a facility identifier indicative of a facility associated with the infusion pump and an account identifier indicative of an account associated with the infusion pump is specific to this group of claims.

PCT Rule 13.2, first sentence, states that unity of invention is only fulfilled when there is a technical relationship among the claimed inventions involving one or more of the same or corresponding special technical features. PCT Rule 13.2, second sentence, defines a special technical feature as a feature which makes a contribution over the prior art.

When there is no special technical feature common to all the claimed inventions there is no unity of invention.

In the above groups of claims, the identified features may have the potential to make a contribution over the prior art but are not common to all the claimed inventions and therefore cannot provide the required technical relationship. Therefore there is no special technical feature common to all the claimed inventions and the requirements for unity of invention are consequently not satisfied *a priori*.

INTERNATIONAL SEARCH REPORT

Information on patent family members

International application No.

PCT/US2019/041706

This Annex lists known patent family members relating to the patent documents cited in the above-mentioned international search report. The Australian Patent Office is in no way liable for these particulars which are merely given for the purpose of information.

Patent Document/s Cited in Search Report		Patent Family Member/s	
Publication Number	Publication Date	Publication Number	Publication Date
US 2005/0102167 A1	12 May 2005	US 2005102167 A1	12 May 2005
US 2014/0254598 A1	11 September 2014	US 2014254598 A1	11 Sep 2014
		US 9641432 B2	02 May 2017
		AU 2014225658 A1	08 Oct 2015
		AU 2014225658 B2	31 May 2018
		CA 2904053 A1	12 Sep 2014
		EP 2964079 A1	13 Jan 2016
		US 2017331735 A1	16 Nov 2017
		US 10333843 B2	25 Jun 2019
		WO 2014138446 A1	12 Sep 2014
		US 2007/0253021 A1	01 November 2007
CA 2644635 A1	14 Aug 2008		
CA 2648885 A1	08 Nov 2007		
CA 2648912 A1	08 Nov 2007		
EP 2013802 A2	14 Jan 2009		
EP 2016746 A2	21 Jan 2009		
EP 2016746 B1	30 Mar 2016		
EP 2016746 B2	20 Mar 2019		
EP 2132678 A1	16 Dec 2009		
EP 2132678 B1	05 Nov 2014		
EP 2132678 B2	04 Apr 2018		
JP 2009535715 A	01 Oct 2009		
JP 2009535929 A	01 Oct 2009		
JP 2010524050 A	15 Jul 2010		
US 2007255250 A1	01 Nov 2007		
US 7942844 B2	17 May 2011		
US 2007251835 A1	01 Nov 2007		
US 8073008 B2	06 Dec 2011		
US 2011176490 A1	21 Jul 2011		
US 8095692 B2	10 Jan 2012		
US 2011178462 A1	21 Jul 2011		
US 8348885 B2	08 Jan 2013		
US 2007253380 A1	01 Nov 2007		
US 2007254593 A1	01 Nov 2007		
US 2007255116 A1	01 Nov 2007		

Due to data integration issues this family listing may not include 10 digit Australian applications filed since May 2001.

Form PCT/ISA/210 (Family Annex)(July 2019)

INTERNATIONAL SEARCH REPORT

Information on patent family members

International application No.

PCT/US2019/041706

This Annex lists known patent family members relating to the patent documents cited in the above-mentioned international search report. The Australian Patent Office is in no way liable for these particulars which are merely given for the purpose of information.

Patent Document/s Cited in Search Report		Patent Family Member/s	
Publication Number	Publication Date	Publication Number	Publication Date
		US 2007255125 A1	01 Nov 2007
		US 2007255126 A1	01 Nov 2007
		US 2007255348 A1	01 Nov 2007
		US 2007258395 A1	08 Nov 2007
		US 2011110281 A1	12 May 2011
		US 2012016305 A1	19 Jan 2012
		WO 2007127879 A2	08 Nov 2007
		WO 2007127880 A2	08 Nov 2007
		WO 2008097316 A1	14 Aug 2008
US 6892278 B2	10 May 2005	US 2003172231 A1	11 Sep 2003
		US 6892278 B2	10 May 2005

End of Annex