



US00D996845S

(12) **United States Design Patent**
Vering

(10) **Patent No.:** **US D996,845 S**

(45) **Date of Patent:** **** Aug. 29, 2023**

- (54) **SEAT**
- (71) Applicant: **RH US, LLC**, Corte Madera, CA (US)
- (72) Inventor: **Ann Marie Vering**, Corte Madera, CA (US)
- (73) Assignee: **RH US, LLC**, Corte Madera, CA (US)
- (**) Term: **15 Years**

D286,588 S *	11/1986	Culler	D6/334
D291,949 S *	9/1987	Hendrick	D6/374
D412,408 S *	8/1999	Navone	D6/369
D422,422 S *	4/2000	Black	D6/369
D638,229 S *	5/2011	Lewis	D6/334
D675,842 S *	2/2013	Li	D6/369
D713,164 S *	9/2014	Pedersen	D6/373
D764,202 S *	8/2016	Kirar	D6/364
9,408,468 B2 *	8/2016	Goodman	A47C 5/04
D829,016 S *	9/2018	Segers	D6/370

(Continued)

- (21) Appl. No.: **29/797,247**
- (22) Filed: **Jun. 29, 2021**
- (51) **LOC (14) Cl.** **06-01**
- (52) **U.S. Cl.**
USPC **D6/369**
- (58) **Field of Classification Search**
USPC D6/369, 370, 371, 372, 374, 379
CPC A47C 1/14; A47C 3/045; A47C 3/023;
A47C 3/04; A47C 3/00; A47C 4/022;
A47C 4/03; A47C 4/02; A47C 4/24;
A47C 5/02; A47C 5/04; A47C 5/06;
A47C 5/043; A47C 5/10; A47C 7/021;
A47C 7/16; A47C 7/185; A47C 11/00;
A47C 11/005; A47C 17/02; A47C
31/023; A47C 3/16; Y10T 403/70; A47B
2220/0088
See application file for complete search history.

Primary Examiner — Kevin K Rudzinski
Assistant Examiner — Paul D Bohannon
 (74) *Attorney, Agent, or Firm* — Lewis Roca Rothgerber
 Christie LLP

(57) **CLAIM**

The ornamental design for a seat, as shown and described.

DESCRIPTION

FIG. 1 is a front right perspective view of a first embodiment of a seat showing my new design;
 FIG. 2 is a top plan view thereof;
 FIG. 3 is a front elevation view thereof;
 FIG. 4 is a right side elevation view thereof, the left side elevation view being a mirror image;
 FIG. 5 is a rear elevation view thereof;
 FIG. 6 is a front right perspective view of a second embodiment of a seat showing my new design;
 FIG. 7 is a top plan view thereof;
 FIG. 8 is a front elevation view thereof;
 FIG. 9 is a right side elevation view thereof, the left side elevation view being a mirror image; and,
 FIG. 10 is a rear elevation view thereof.

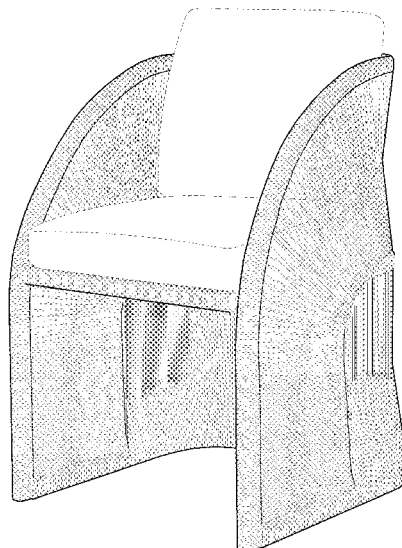
The broken lines represent environmental subject matter and portions of the seat that form no part of the claimed design. The second embodiment is shown with a symbolic break line and those portions of the article between the break line form no part of the claimed design.

1 Claim, 10 Drawing Sheets

(56) **References Cited**

U.S. PATENT DOCUMENTS

D240,782 S *	8/1976	Olko	D6/369
D243,571 S *	3/1977	Wisner	D6/369
D245,953 S *	10/1977	Mathur	D6/334
D264,402 S *	5/1982	Yellen	D6/374
D269,391 S *	6/1983	Claman	D6/369
D274,582 S *	7/1984	Melchior	D6/373
D284,624 S *	7/1986	Culler	D6/334
D284,812 S *	7/1986	Culler	D6/334
D284,814 S *	7/1986	Culler	D6/334
D286,587 S *	11/1986	Culler	D6/334



(56)

References Cited

U.S. PATENT DOCUMENTS

D840,702 S *	2/2019	Ho	D6/369
D853,144 S *	7/2019	Ho	D6/381
D854,847 S *	7/2019	Ho	D6/369
D855,344 S *	8/2019	Ho	D6/369
D859,872 S *	9/2019	Ho	D6/381
D914,383 S *	3/2021	Foersom	D6/369
D927,878 S *	8/2021	Velez	D6/369
D953,763 S *	6/2022	Velez	D6/369
D953,765 S *	6/2022	Velez	D6/374

* cited by examiner

FIG. 1

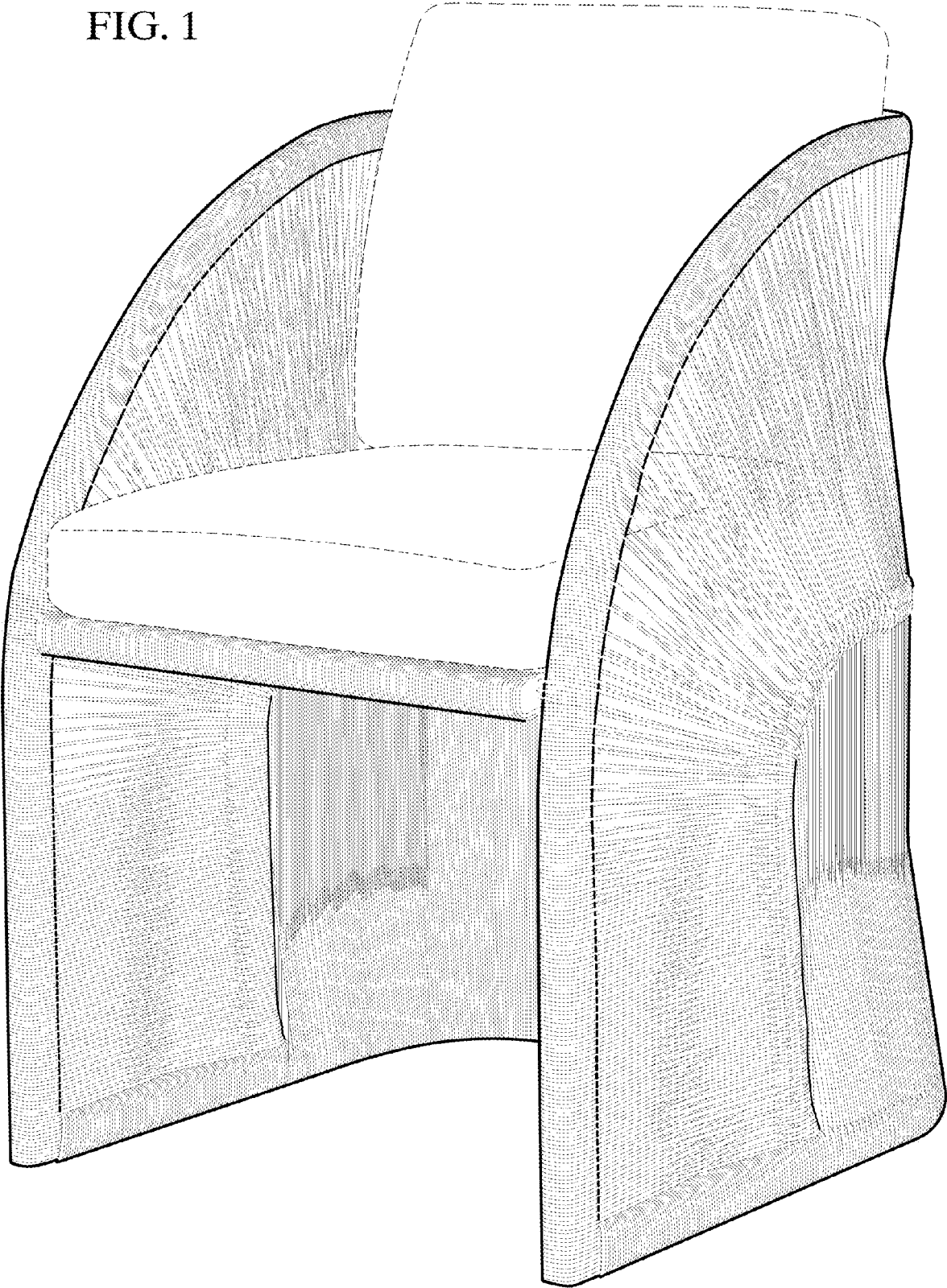


FIG. 2

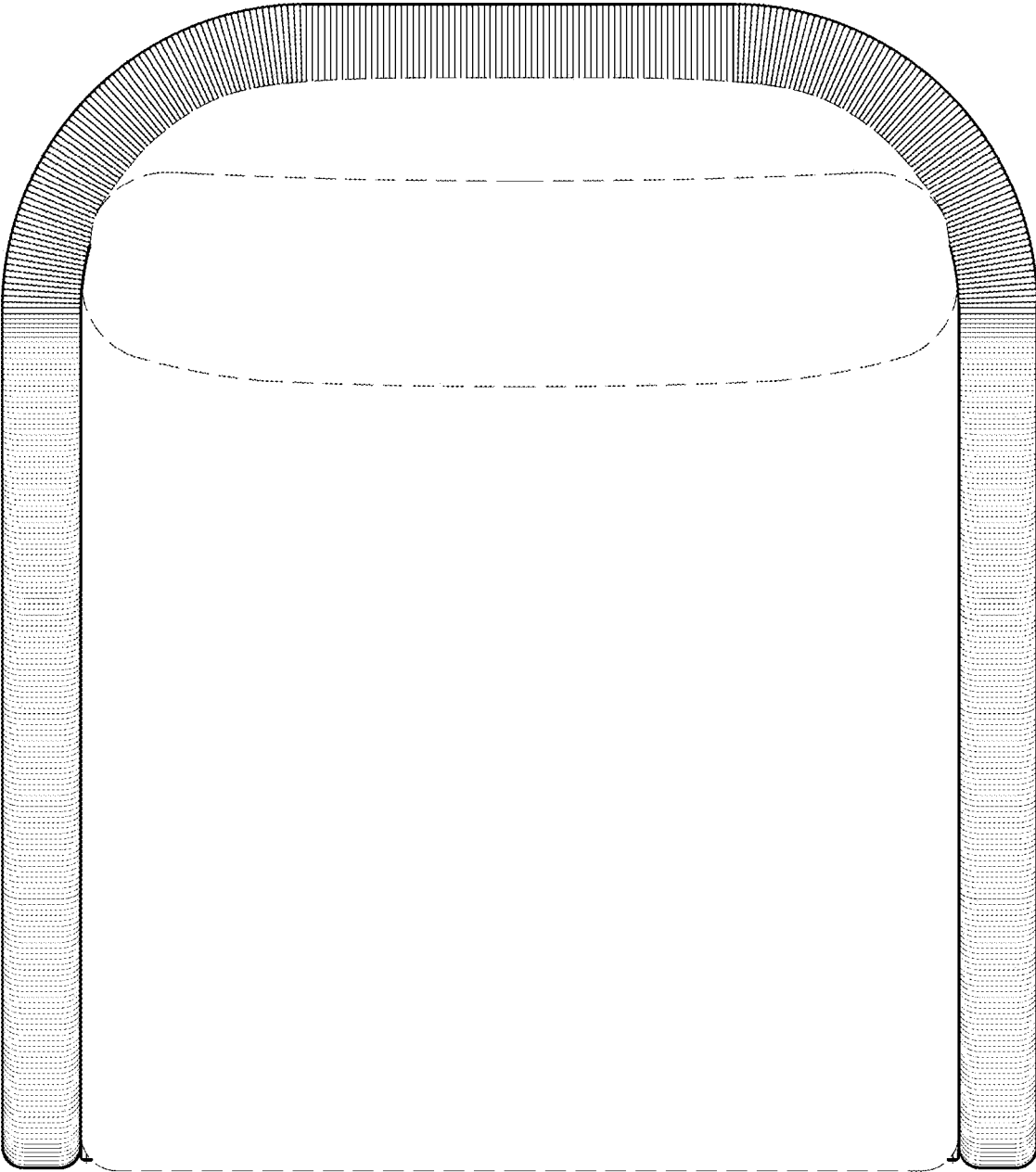


FIG. 3

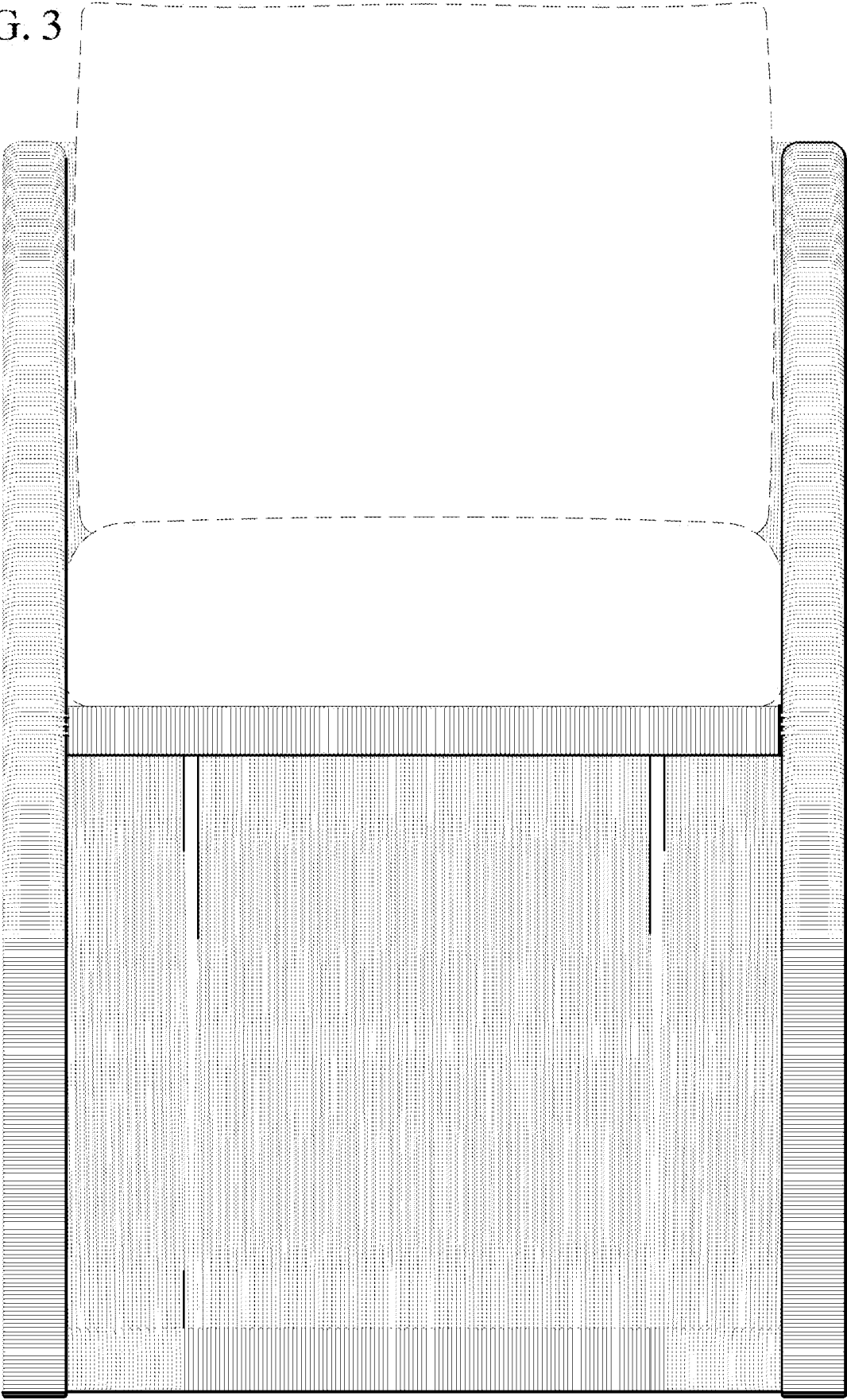


FIG. 4

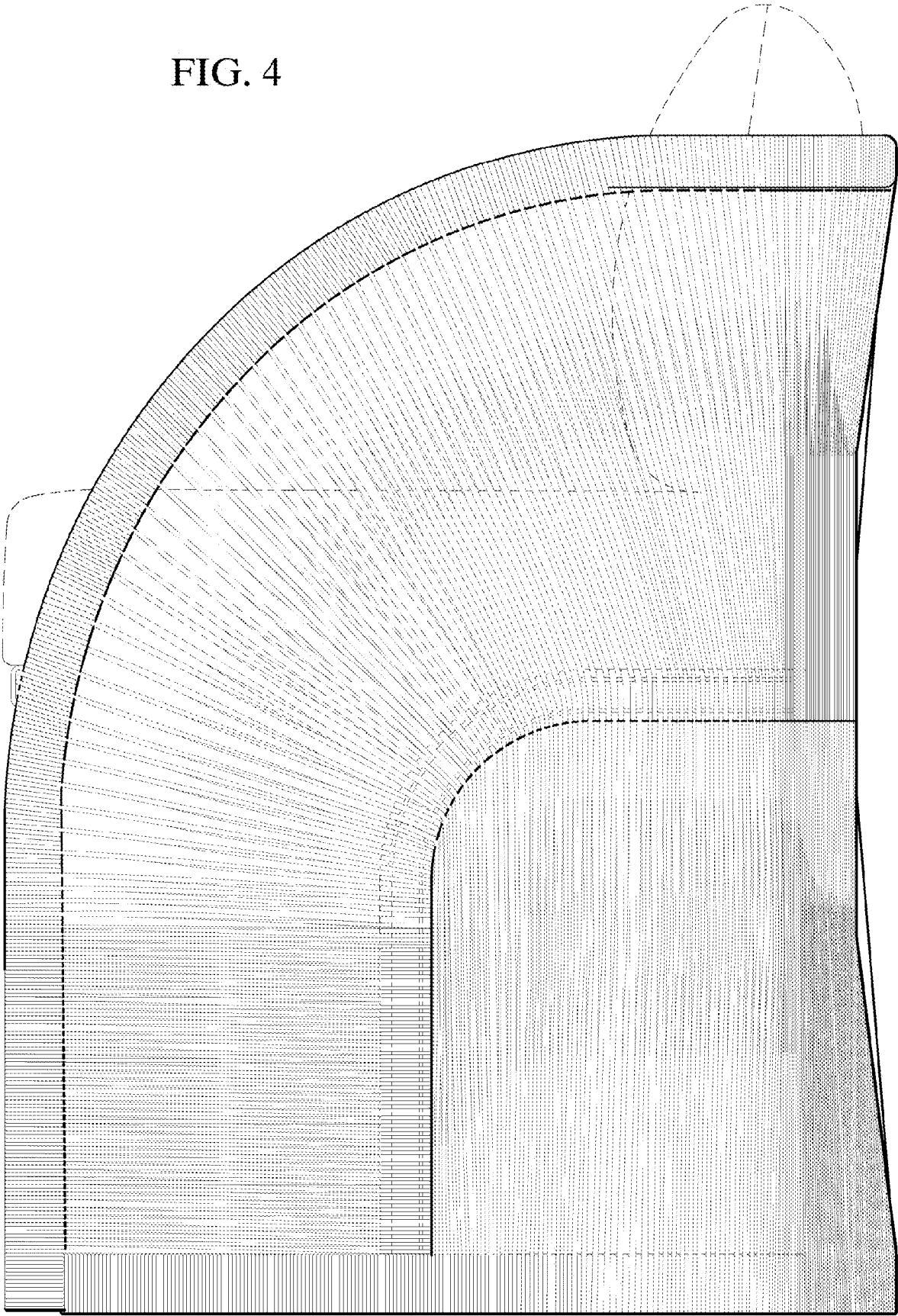


FIG. 5




FIG. 6

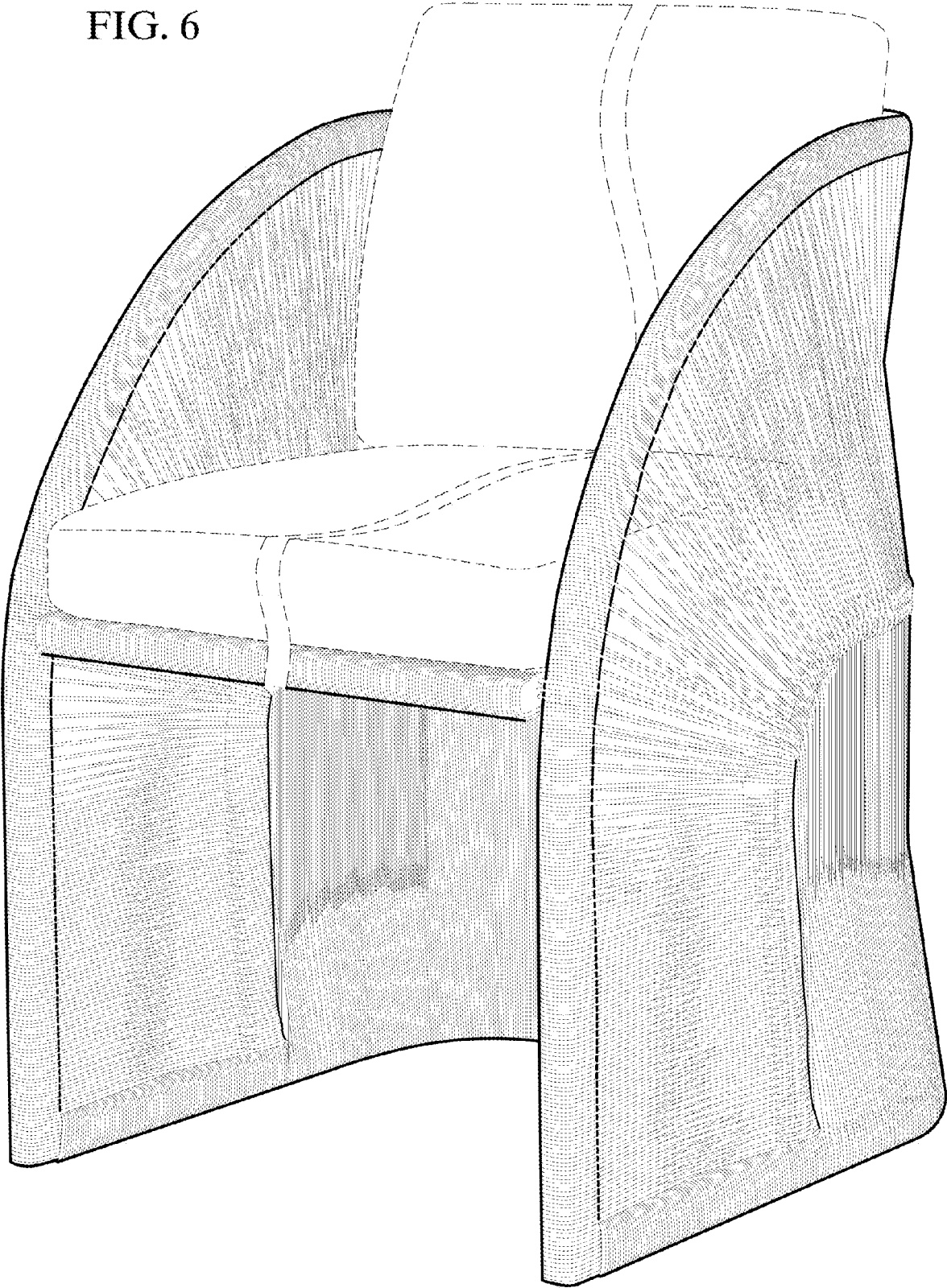


FIG. 7

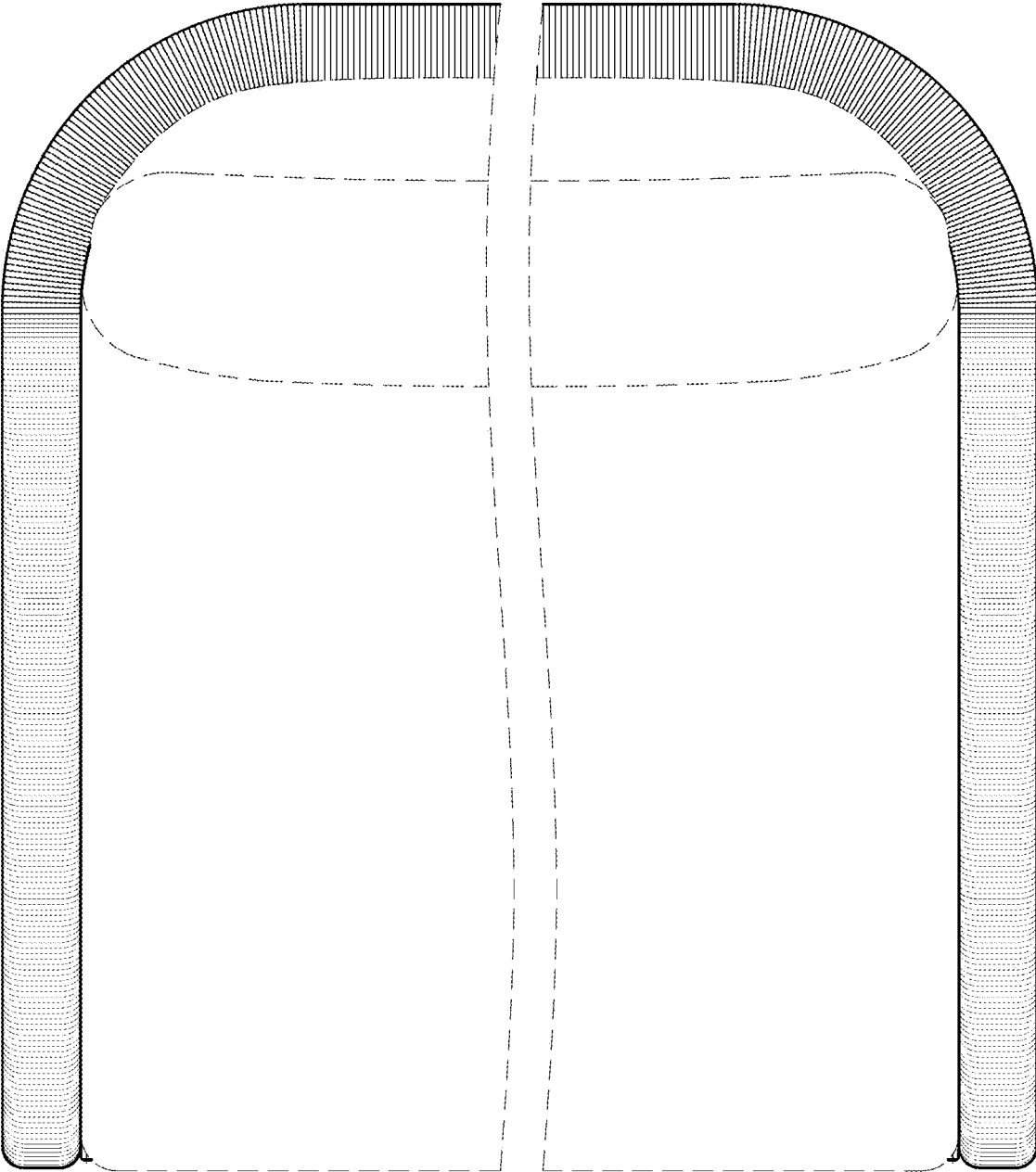


FIG. 8

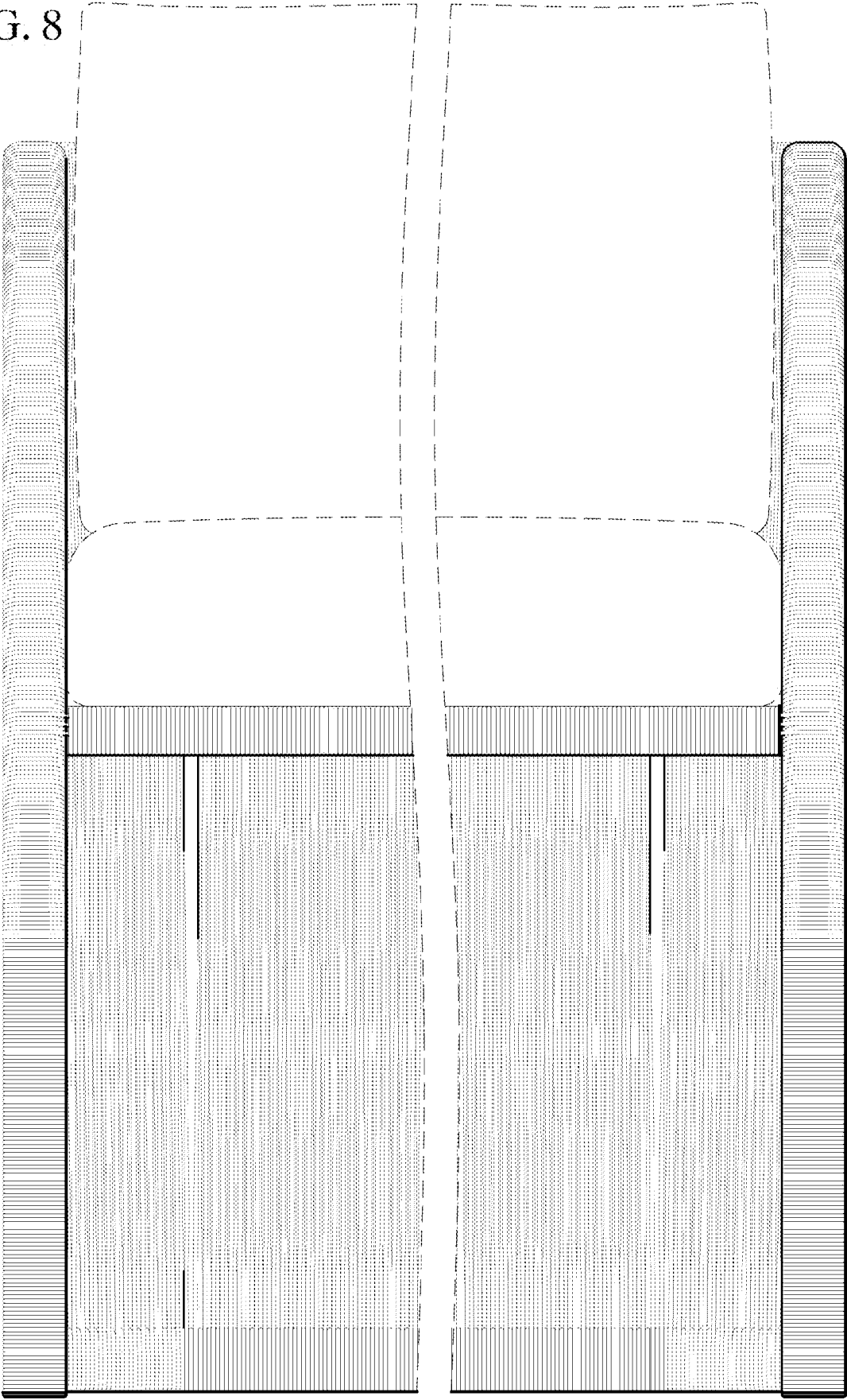


FIG. 9

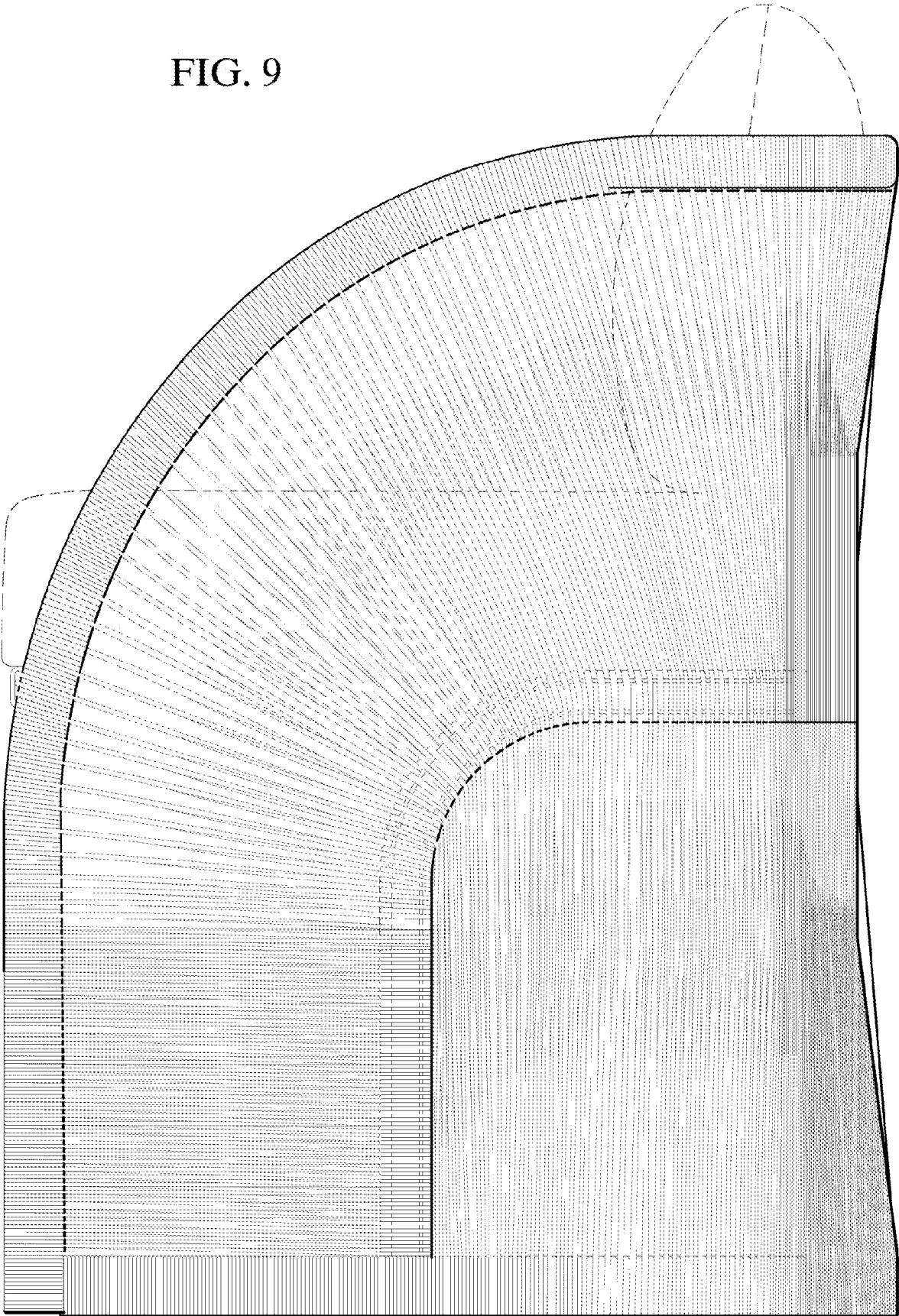


FIG. 10

