



US00D343583S

United States Patent [19]

[11] Patent Number: Des. 343,583

Rossin

[45] Date of Patent: ** Jan. 25, 1994

[54] **WIRELESS REMOTE AIR CONDITIONER THERMOSTAT**

4,997,030 3/1991 Goto et al. 236/49.3 X
5,113,665 5/1992 Katsuki 236/51

[76] Inventor: Gary W. Rossin, R.R. #1 Box 243,
Johnston City, Ill. 62951

Primary Examiner—Alan P. Douglas
Assistant Examiner—Antoine D. Davis
Attorney, Agent, or Firm—S. Michael Bender

[**] Term: 14 Years

[57] CLAIM

[21] Appl. No.: 659,066

The ornamental design for a wireless remote air conditioner thermostat, as shown and described.

[22] Filed: Feb. 22, 1991

[52] U.S. Cl. D10/49; D10/50

[58] Field of Search 165/22, 26; 236/49.3,
236/51; 340/825.57, 825.65, 825.72; 364/187;
62/126; 116/216-221, 240, 321-324; D10/49,
50, 60; D14/218

DESCRIPTION

FIG. 1 is a front elevational view of the wireless remote air conditioner thermostat showing my new design; FIG. 2 is a rear elevational view thereof; FIG. 3 is a left side elevational view thereof; FIG. 4 is a right side elevational view thereof; FIG. 5 is a top plan view thereof; FIG. 6 is a bottom plan view thereof; and, FIG. 7 is a perspective view thereof.

[56] References Cited

U.S. PATENT DOCUMENTS

D. 220,042 3/1971 Rinaldi D10/50
D. 222,544 11/1971 Ballati D10/49
D. 316,681 5/1991 Takasuna et al. D10/49
4,703,712 11/1987 Christman 116/324
4,969,508 11/1980 Tate et al. 236/49.3 X

The broken line showing of an air conditioner and a receiver unit are for illustrative purposes only and forms no part of the claimed design.

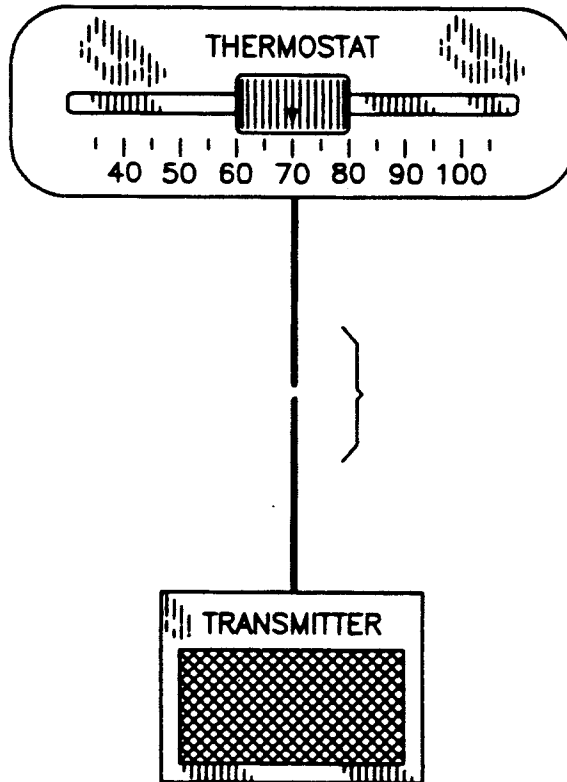


FIG. 1

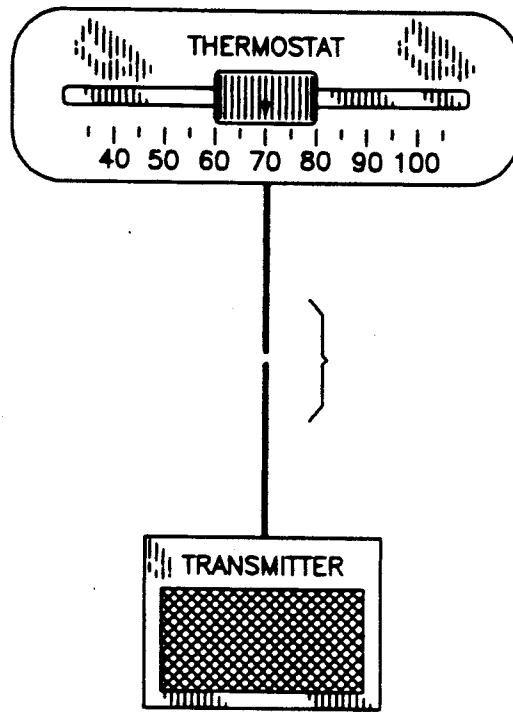


FIG. 2

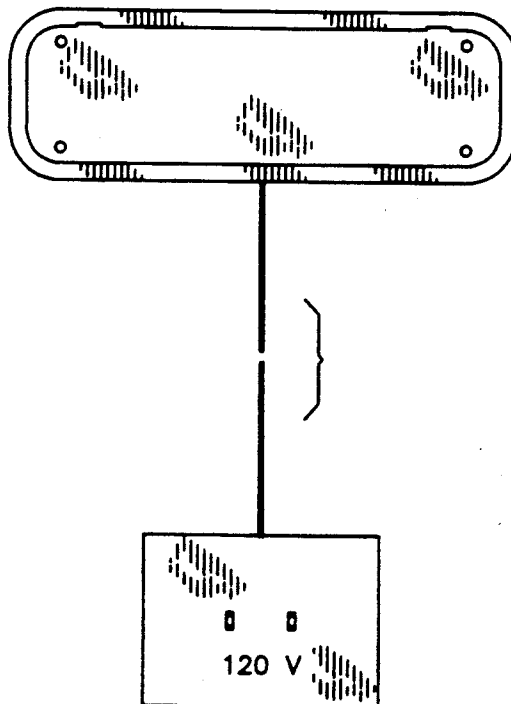


FIG. 3

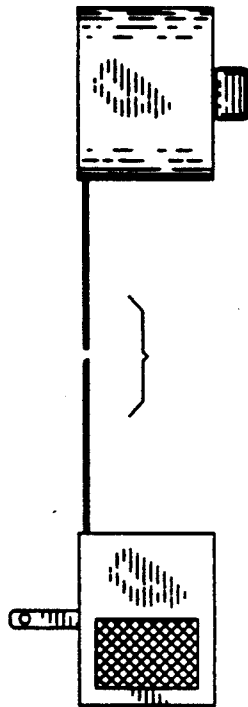


FIG. 4

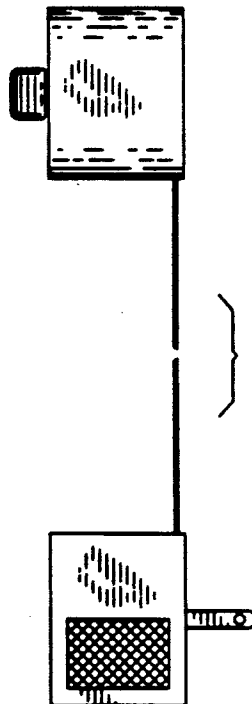


FIG. 5

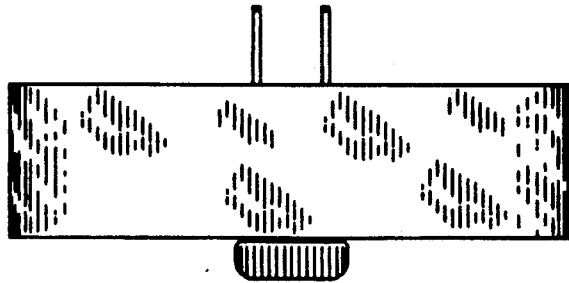


FIG. 6

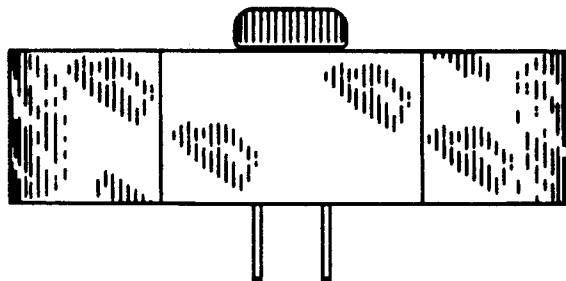


FIG. 7

