SPRUSON & FERGUSON

Australia

Patents Act 1990

NOTICE OF ENTITLEMENT

I, John Gordon Hinde, of Spruson & Ferguson, St Martins Tower, 31 Market Street, Sydney, New South Wales 2000, Australia, being the patent attorney for the Applicant(s)/Nominated Person(s) in respect of Application No 45948/93 state the following:-

The Applicant(s)/Nominated Person(s) has/have entitlement from the actual inventor(s) as follows:-

The Applicant(s)/Nominated Person(s) is/are the assignee(s) of the actual inventor(s).

The Applicant(s)/Nominated Person(s) is/are entitled to rely on the application(s) listed in the Declaration under Article 8 of the PCT as follows:

The Applicant(s)/Nominated Person(s) is/are the assignee(s) of the basic applicant(s).

The basic application(s) listed on the Declaration under Article 8 of the PCT is/are the first application(s) made in a Convention country in respect of the invention.

DATED this 31st day of March 1995

.....

John Gordon Hinde

IRN: 292927

INSTR CODE: 51790

13
1054P

AU9345948

(12) PATENT ABRIDGMENT (11) Document No. AU-B-45948/93
(19) AUSTRALIAN PATENT OFFICE (10) Acceptance No. 678559

(54) Title
A METHOD OF INCREASING CREATINE SUPPLY DEPOT

International Patent Classification(s)
(51)[5] A61K 031/195

(21) Application No. : 45948/93 (22) Application Date : 15.07.93

(87) PCT Publication Number : WO94/02127

(30) Priority Data

(31) Number	(32) Date	(33) Country
9215746	24.07.92	GB UNITED KINGDOM

(43) Publication Date : 14.02.94

(44) Publication Date of Accepted Application : 05.06.97

(71) Applicant(s)
PHARMACIA AB

(72) Inventor(s)
ERIC HULTMAN; ROGER C HARRIS

(74) Attorney or Agent
SPRUSON & FERGUSON , GPO Box 3898, SYDNEY NSW 2001

(57) Claim

1. A method to increase the muscle performance capability of mammals having no disorder in the creatine metabolism, comprising administering enterally or parenterally to said mammals a daily dosage of at least 15g, or 0.2-0.4g/kg body weight of creatine for at least 2 days.

5. The method according to any one of claims 1 to 4 by supplying a preparation to supply a daily dose of 15 to 30g creatine.

6. The method according to any one of claims 1 to 4 by supplying parenterally a solution comprising 2 to 4g creatine per 100mL solution.

8. The method according to any one of claims 1 to 7 by supplying the preparation during at least 2 days and at most 7 days.

OPI DATE 14/02/94 APPLN. ID 45948/93
AOJP DATE 12/05/94 PCT NUMBER PCT/SE93/00631

AU9345948

INTERNATIONAL APPLICATION PUBLISHED UNDER THE PATENT COOPERATION TREATY (PCT)

(51) International Patent Classification 5 : A61K 31/195 — A1

(11) International Publication Number: WO 94/02127

(43) International Publication Date: 3 February 1994 (03.02.94)

(21) International Application Number: PCT/SE93/00631

(22) International Filing Date: 15 July 1993 (15.07.93)

(30) Priority data:
9215746.0 24 July 1992 (24.07.92) GB

(~~71~~)(72) Applicants and Inventors: HULTMAN, Eric [SE/SE]; St. Eriksgatan 79, S-113 32 Stockholm (SE). HARRIS, Roger, C. [GB/GB]; 4 Armstrong Close, Newmarket, Suffolk CB8 8HD (GB).

(74) Agent: BERGVALL EFTRING, Stina, Lena; Dr. Ludwig Brann Patentbyrå AB, P.O. Box 17192, S-104 62 Stockholm (SE).

(71) PHARMACIA AB
S-17197 STOCKHOLM SWEDEN

AUSTRALIAN PATENT OFFICE

(81) Designated States: AU, BB, BG, BR, BY, CA, CZ, FI, HU, JP, KP, KR, KZ, LK, MG, MN, MW, NO, NZ, PL, RO, RU, SD, SK, UA, US, VN, European patent (AT, BE, CH, DE, DK, ES, FR, GB, GR, IE, IT, LU, MC, NL, PT, SE), OAPI patent (BF, BJ, CF, CG, CI, CM, GA, GN, ML, MR, NE, SN, TD, TG).

Published
With international search report.
With amended claims.

678559

(54) Title: A METHOD OF INCREASING CREATINE SUPPLY DEPOT

(57) Abstract

The invention relates generally to a method of increasing creatine supply depot of mammals having no disorders in the creatine metabolism, viz. healthy, thereby increasing muscular strength, shortening the period of re-establishment of phosphorous compounds in energy after work and increasing the body of the muscles. This is achieved by the administration of creatine to the mammals in an amount of at least 15 grammes, or 0.2 - 0.4 g/kg body weight or preferably about 0.3 g/kg body weight, per day for at least 2 days. The invention describes the use creatine for the manufacturing of a preparation to increase the muscle performance ability in an amount which supplies a daily dose as stated above and a method.

A METHOD OF INCREASING CREATINE SUPPLY DEPOT

Description of the invention.

The invention relates generally to a preparation for increasing the muscle performance ability in mammals having no disorders in the creatine metabolism, and thereby increasing muscular strength, shortening the period of re-establishment of phosphorous compounds in energy after work and increasing the body of the muscles. This is achieved by the administration of creatine to the mammals in an amount of at least 15 grammes, or 0.2 - 0.4 g/kg body weight or preferably about 0.3 g/kg body weight, per day for at least 2 days. The invention describes the use of creatine for the manufacturing of a prepara- tion comprising creatine in an amount which supplies a daily dose as stated above, as well as a method to increase the muscle per- formance ability in mammals having no disorder in the creatine metabolism by supplying a daily dosage of at least 15 grammes, or 0.3 g/kg body weight, optionally divided in several doses.

It is well established that creatine phosphate is the substrate in muscular tissue which gives the fastest resynthesis of ATP (adenosine triphosphate) and through this is used at maximum or nearly maximum power production. The resynthesis speed of ATP is nearly twice as high from creatine phosphate than from glycogen (the carbohydrate in muscle) and we have been able to show that muscle contraction with maximum power empties the creatine phosphate supply (Hultman et al Biochem. Soc. Trans 1991; 19, 347-354). Even the oxidative resynthesis of energy substrate after work is effected positively by increased creatine amounts in the muscle tissue. It has therefore been suggested that a positive relationship exists between the amount of creatine in the muscle and the power production on repeated work with short breaks for resting.

Creatine is not sythesized in muscle tissue but is supplied to the muscle via the blood stream - partly from synthesis in liver, kidney and pancreas, and partly from the intake via food. The blood concentration of creatine is in the order of 50 µmol per liter blood and from this level a creatine uptake to the muscle tissue takes place via an active transport. The creatine excretion in the form of creatinine varies with the size of the muscle mass and reaches 0.2-2 g per day in a normal weight person.

Attempts have been made to improve the muscle power by increasing the creatine content in muscle. Creatine has been administered in different forms and in combination with other substances in different forms and in combination with other substances, such as Royal Jelly, carnosine, vitamins and amino acid compounds. Also creatine phosphate has been administered. In these attempts daily doses corresponding to 100 mg up to several grammes have been administered. This method of dosage of creatine produces moderate increases in the blood level of creatine but no measurable increases of the creatine content of the muscle (own experiments).

EP 199 117 discloses phosphocreatine as active ingredient in a parenteral preparation for the treatment of cardiac infarct and to protect the cardiac muscle (myocardium) during heart surgery. The preparation is stated to comprise 3-35 mmol disodium phosphocreatine. Example 3 is disclosing the use of 6 g phosphocreatine day 1 and thereafter treatment with 2 g/day during day 1 to 7.

EP 222 257 discloses compositions containing phosphocreatine to be used in therap against cardiac diseases in amounts of 200 to 400 mg/kg/day.

WO 91/07954 relates to the use of guanidino acetic acid as a creatine precursor to achieve high intracellular muscular content of creatine in the skeletal and cardiac muscular cells. However, the applicant is stating at p. 2, lines 14 to 18, that "the

administration of exogenous creatine does not bring any positive result, because exogenous creatine inhibits the synthesis of endogenous creatine for a quantity equal to the quantity of the creatine administered.

From U.S. 5 091 404 a method is previously known for preserving and/or restoring the physiological function of in vivo animal muscle tissue subject to ischaemia, comprising administration of cyclocreatine by injection or infusion in dosages from 2 g/70 kg body weight to more than 6 g/70 kg body weight, preferably 8-12 g/70kg of body weight.

EP A2 No. 0 449 787 relates to a pharmaceutical, dietic or veterinary composition containing carnosine or peptides related thereto as the active ingredient. Examples of beneficial effects include athletic performance, improvement in persons subjected to prolonged efforts and improvements of muscular functional capacity in elderly or weakened subjects, and in children etc. Optional active ingredients may be present to provide a suitable supply. For instance creatine may be administered in dosages from 0.5 to 10 g per day. Examples of formulations include single-dose sachets containing powders or granulates which may optionally be effervescent and may be dissolved in water or other liquids before use; tablets; soft and hard capsules; syrups; sweets and the like.

Cardiology, Vol. 80 (3-4), 184-95 (M.S. Obsbakken et al.) shows data indicating that pretreatment with cyclocreatine but not creatine provides myocardial protection either during and/or after ischemia. Treatment with cyclocreatine is also stated to affect that mecanical functions are returned after longer episodes of ischemia than treatment with creatine. These are experimental studies in rats.

J. Thorac Cardiovasc. Surg. Vol 87, 1984, 190 -200 shows that creatinephosphate has a protecting effect on ischemic cardiac. It is stated in said article at p 197 that phosphocreatine

contrary to that previously stated can penetrate the cell membrane, which however is not shown, and also that free creatine does not give a protecting effect.

Thus, it is previously known to use phosphocreatine, the creatine analogue cyclocreatine and different creatin precursors in therapeutical situations primarily to protect ischemic tissue.

Phosphocreatine can hardly be used in any therapeutical situations as it cannot pass the intact cell membranes. The positive effects of phosphocreatine on ischemic tissues can depend on that the phosphocreatine was taken up by the injured tissue.

Cyclocreatine is a synthetic substance not occuring naturally in the human body. It has been used only in experimental animals. The maximum activity of the creatine quinase action is 350 times lower with phosphorylated cyclocreatine compared to phosphocreatine as substrate. The substance is not used in human subjects and the effect on the central nervous system is unknown.

No studies has been presented showing increased creatine content in human muscle after addition of creatine precursors. The effect of increased precursor content will be dependent on the activities of methylating enzymes in liver and kidneys.

Several publications state that creatine does not bring about any improved medical results. However this depends probably on that the amount as supplied is too low.

Thus, nothing is disclosed or suggested in the above-mentioned prior documents which would lead a man skilled in the art to the findings that the supply of a daily dose of at least 15 g of creatine or 0.2 - 0.4 g/kg body weight or preferably about 0.3 g/kg body weight administered orally, enterally or parenterally to a mammal having no disorder in the creatine metabolism can be used for preventing the effects of depletion of the muscle phosphoryl creatine store during intensive activity and thereby

improve the capacity of the muscles, to prevent muscular fatigue and shorten the recovery phase, or for pre-treatment in connection with heart surgery, to the treatment of anginose patients, respiratory insufficiency, decreased lung function, emphysema, to a patient in need of oxygen treatment, to patients treated with artificial respiration, postoperative and for general malnutrition, for fibromyalgia and to patients with different types of myopathies in order to increase the acutely available energy depots in muscle tissue with limited capacity of glycolytic or mitochondrial energy production. According to Sandstedt et al, Clinical Nutrition, Vol. 10, 1991, pages 97-104, see especially page 101, phosphocreatine levels generally are reduced in muscle tissues after they are subjected to injuries or surgical operations.

Thus, there has been a demand for a safe and simple preparation which without side effects can be given to mammals suffering from the above identified insufficiencies or whose muscular tissue of any reason needs a supply for correct and effective function.

It is known that the creatine phosphagen system plays a central role in energy provision in muscle and other tissue but relatively little is known concerning its uptake and the regulation of the total creatine pool.

There have been a few reports on the effect of creatine supplementation although no direct measurement of the tissue contents of total creatine has been made.

It is also known that depletion of the muscle phosphoryl-creatine store during intensive exercise is commonly associated with the onset of muscle fatigue (Hultman et al; Scand J. Clin. Lab. Invest. 1967, 19, 56-66).

Summary of the invention.

The object of the present invention is to provide a cheap, simple and safe preparation, without side effects which can be given to

mammals having no disorders in their creatine metabolism. Said preparation can be used in connection with the disorders identified above and also to prevent the effects of depletion of the muscle phosphoryl-creatine store during intensive activity and thereby improve the capacity of the muscles and also shorten the recovery phase.

Another object of the present invention is to use creatine for the production of a preparation which supplies such doses to a mammal, that the energy level and work capacity is improved by increasing the muscle performance ability, as well as methods leading to these effects.

These objects are important in conditions where energy rich compounds are limiting, such as post-operative fatigue, respiratory and/or cardiac insufficiency.

The said objects are achieved by the features as defined in the claims.

According to a broad form of this invention, there is provided a method to increase the muscle performance capability of mammals having no disorder in the creatine metabolism, comprising administering enterally or parenterally to said mammals a daily dosage of at least 15g, or 0.2-0.4g/kg body weight of creatine for at least 2 days.

By the enteral or parenteral administration of at least 15 grams, or 0.2-0.4g/kg body weight or preferably about 0.3g/kg body weight, per day of creatine over at least 2 days, without addition of any other active ingredients which might bring about side effects, a maximum creatine level is obtained as well as a surprisingly high plasma concentration.

The administration based on an amount of about 0.3g of creatine per kg body weight may occur over at least 6 days, however the amounts should be not less than 15g per day in a 70kg subject.

By supplementation of 15 to 30 grams creatine per day over at least 2 days to mammals having no disorders in their creatine metabolism an unexpected increase in the total creatine pool in

muscle was obtained without an increase of the plasma creatinine concentration.

The daily supply of creatine is preferably given in several separate doses.

Creatine is preferably supplied in an amount of 15 to 30 grammes, or 0.2 - 0.4 g/kg body weight or preferably about 0.3 g/kg body weight, per day over 4 to 7 days and may be given in the any form suitable for enteral or parenteral administration.

For parenteral administration creatine is preferably given in a concentration of 2 to 4 g per 100 ml solution.

Creatine may also be supplied in combination with conventional nutrients such as lipids, carbohydrates, amino acids, electrolytes, trace elements, and vitamins.

Preferred embodiment of the invention

If repeated doses of 5 g creatine are supplied every day to a 70 kg subject the blood level can be maintained at 800-1200 µmol per liter blood, i.e. 10-20 times the normal level. Then a rapid uptake of creatine in the muscle tissue takes place over the basal level. The supplying of 20-30 g creatine per day for three to four days gave creatine levels of 120 to 150 % of the normal creatine level before the supply, i.e. increases of the concentration of 20 to 50 %. These investigations which were carried out with the help of direct measuring of the concentration of creatine in the muscle tissue taken with needle biopsy technique are the only measurements which have been carried out in connection with the supply of creatine to humans. The studies are published in Clinical Science 1992. No. 83, 367-374.

The effect of the increased creatine concentration in muscle has been studied in two series. In a "double blind" study 5 isokinetic maximum exercises were performed before and after a period of one week during which either placebo or creatine was

supplied. In the placebo group the power production during the 5 contraction series was unchanged, while significantly higher power was produced in the group which had been supplied with creatine. The creatine and placebo supply respectively was coded, therefore neither the test subjects nor the test supervisor was informed about the nature of the supply until after the study was completed. The work is published in Clinical Science 1993, No. 84, 556-571.

Additional studies have been made comprising two groups of 1000 meter runners. Also this investigation consisted of a placebo group and a group which was given creatine of the same dosage as above (20-30 g per day for one week). The result was identical, i.e. running times for 4 x 1000 meters were improved significantly for the group which had been supplied with creatine while it was unchanged for the placebo group. It was established also that in the creatine group the body weight increased with 1.85 ± 0.5 kg while it was unchanged in the placebo group. The body weight increase which was observed also in other groups with the high creatine supply is interpreted as an increased protein synthesis in musculature with high creatine content.

For the tests 5 g creatine H_2O ($Cr.H_2O$) was dissolved in 300 ml warm-to-hot water with no detectable formation of creatinine. A dose rate of four times per day was established for 2 subjects and was increased to six times per day in others.

Fig. 1 illustrates a concentration of Cr in the plasma of 3 subjects following a single dose administered at 0 hours of 5 grammes $Cr.H_2O$ dissolved in 200 ml warm water. Subjects were aged 28 (PG) to 62 (EH) years and had body weights of 76 kg (RH), 83 kg (PG) and 87 kg (EH).

Fig. 2 illustrates the total creatine TCr content of the quadriceps femoris before (♦) and after (■, ●) supplementation with $Cr.H_2O$.

4 x 5 g for 4½ days (EH and RH_1), 7 days (IS and SL) and 10 days (KS).
6 x 5 g for 7 days (A1, ES and JV, with biopsies on days 3, 5 and 7), and on alternate days for 21 days (HH, HL, JS and OO).

Also included are the results from the control leg of 5 subjects who performed one hours strenuous exercise per day with collateral leg. Supplementation rates were in this case:

4 x 5 g for 3½ days (RH_2)
6 x 5 g for 4 days (AT, ML and NC, with biopsies on days 2 and 4) and 7 days (SK).

Subjects have been arranged in order of increasing initial TCr content. Numbers on the graph denote the days of supplementation at the time of biopsy.

■ - female subjects ● - male subjects

Fig. 3 illustrates the ratio of TCr to ATP contents in biopsy samples of the quadriceps femoris before (♦) and after (■,●) supplementation with $Cr.H_2O$. Details of the doses given can be found in the legend to Fig. 2.

■ - female subjects ● - male subjects

Fig. 4 illustrates the effect of excercise and Cr supplementation upon the TCr content of the quadriceps femoris. During the period of supplementation subjects performed 1 hour of strenuous exercise on a bicycle ergometer using one leg only (Work Leg = WL). During this time the control leg was rested (Rest Leg = RL). For the rest of the time subjects went about their normal daily activities. Dose rates of $Cr.H_2O$ used were:

4 x 5g for 3½ days (RH_2)
6 x 5g for 4 days (AT, ML and NC, with biopsies on days 2 and 4) and 7 days (SK).

To minimise the number of biopsies taken, only one was taken prior to supplementation. This was from the rest leg and is assumed to describe also the pre-supplementation TCr-content in the collateral leg. Subjects have been arranged in order of increasing initial TCr-content. All subjects were males. Numbers on the graphs denote the days of supplementation at the time of biopsy.

■ - before and ● - after supplementation.

Fig. 5 illustrates the ratio of TCr to ATP contents in biopsy samples of the quadriceps femoris before (♦) and after (●) supplementatiomn with $Cr \cdot H_2O$ in subjects performing an additional 1 hours strenuous exercise per day . RL = rest leg, WL = work leg. Details of the doses given can be found in the legend to Fig. 4.

The claims defining the invention are as follows:

1. A method to increase the muscle performance capability of mammals having no disorder in the creatine metabolism, comprising administering enterally or parenterally to said mammals a daily dosage of at least 15g, or 0.2-0.4g/kg body weight of creatine for at least 2 days.

2. The method of claim 1, wherein about 0.3g/kg body weight is administered.

3. The method according to claim 1 or 2, characterized in that the creatine is supplied together with conventional nutrients.

4. The method according to claim 3, characterized in that the nutrients are chosen among lipids, carbohydrates, amino acids, electrolytes, trace elements, and vitamins.

5. The method according to any one of claims 1 to 4 by supplying a preparation to supply a daily dose of 15 to 30g creatine.

6. The method according to any one of claims 1 to 4 by supplying parenterally a solution comprising 2 to 4g creatine per 100mL solution.

7. The method according to claim 6 by supplying parenterally a solution also comprising amino acids and glucose.

8. The method according to any one of claims 1 to 7 by supplying the preparation during at least 2 days and at most 7 days.

Dated 5 March, 1997
Pharmacia AB
Patent Attorneys for the Applicant/Nominated Person
SPRUSON & FERGUSON

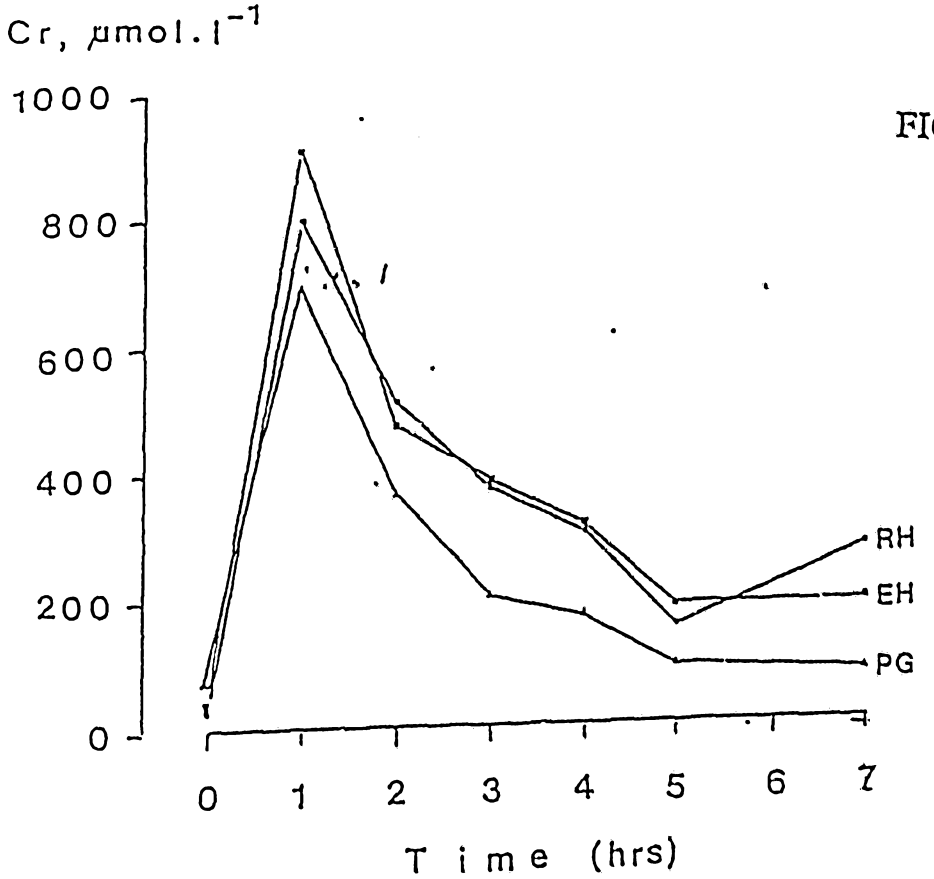

FIG. 1

FIG. 2

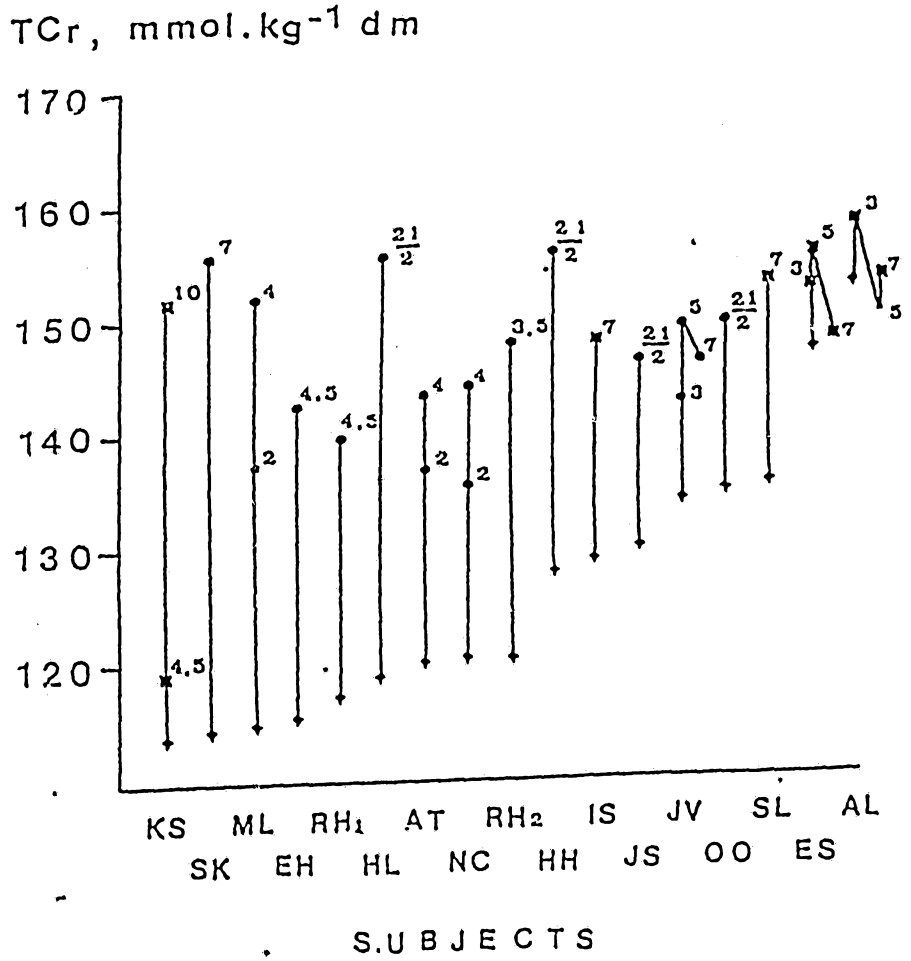
TCr, mmol.kg-1 dm
170
160
150
140
130
120
KS ML RH1 AT RH2 IS JV SL AL
SK EH HL NC HH JS OO ES
S.U B J E C T S

FIG. 3

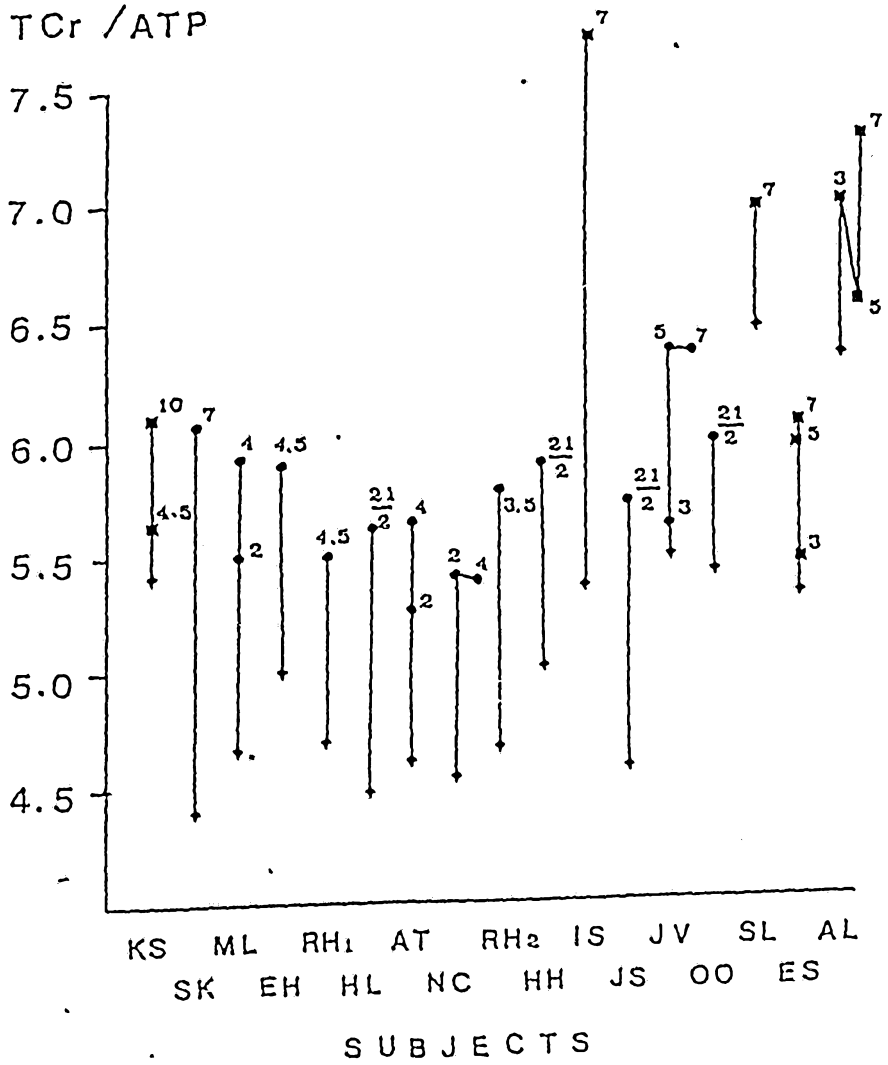

AMENDED SHEET

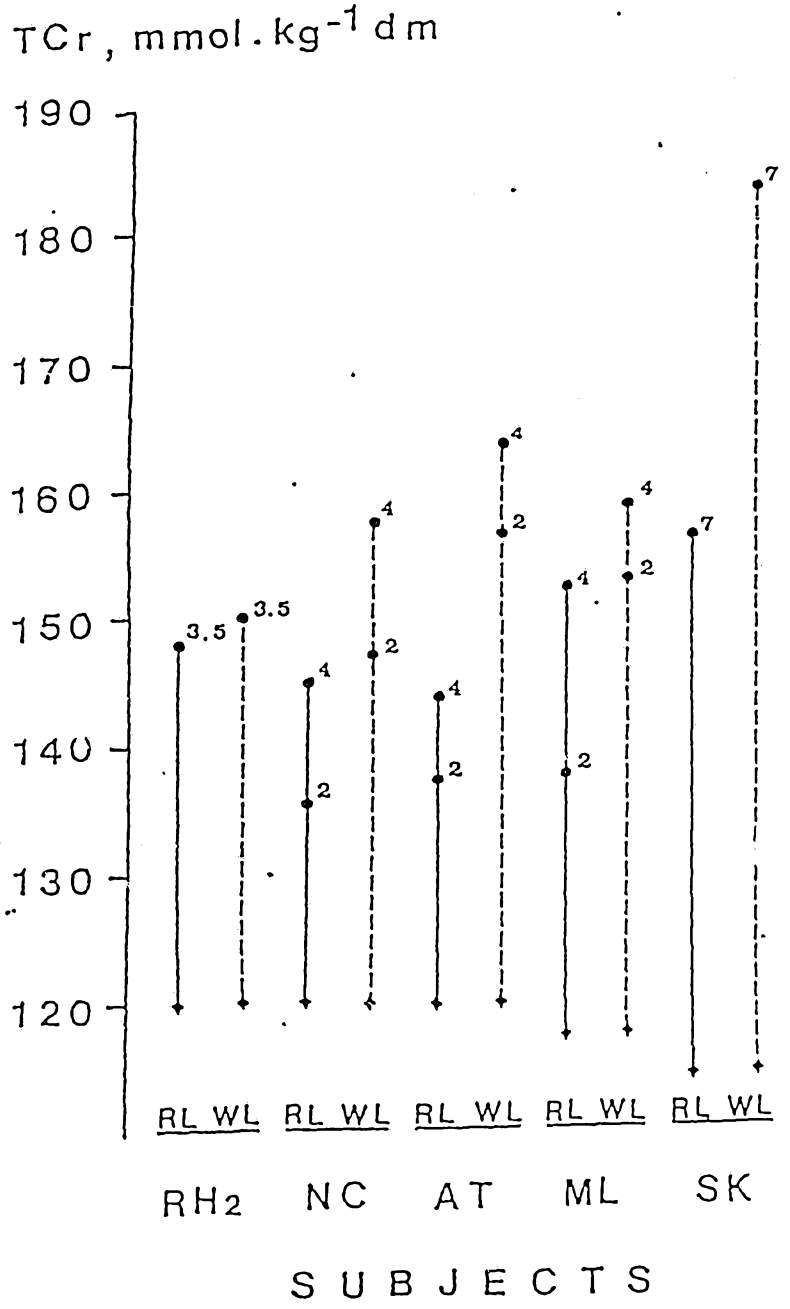
TCr, mmol.kg-1 dm
190
180
170
160
150
140
130
120
3.5
3.5
4
2
4
2
4
2
4
2
4
2
7
7
RL WL RL WL RL WL RL WL RL WL
RH2 NC AT ML SK
SUBJECTS

FIG. 4

FIG. 5

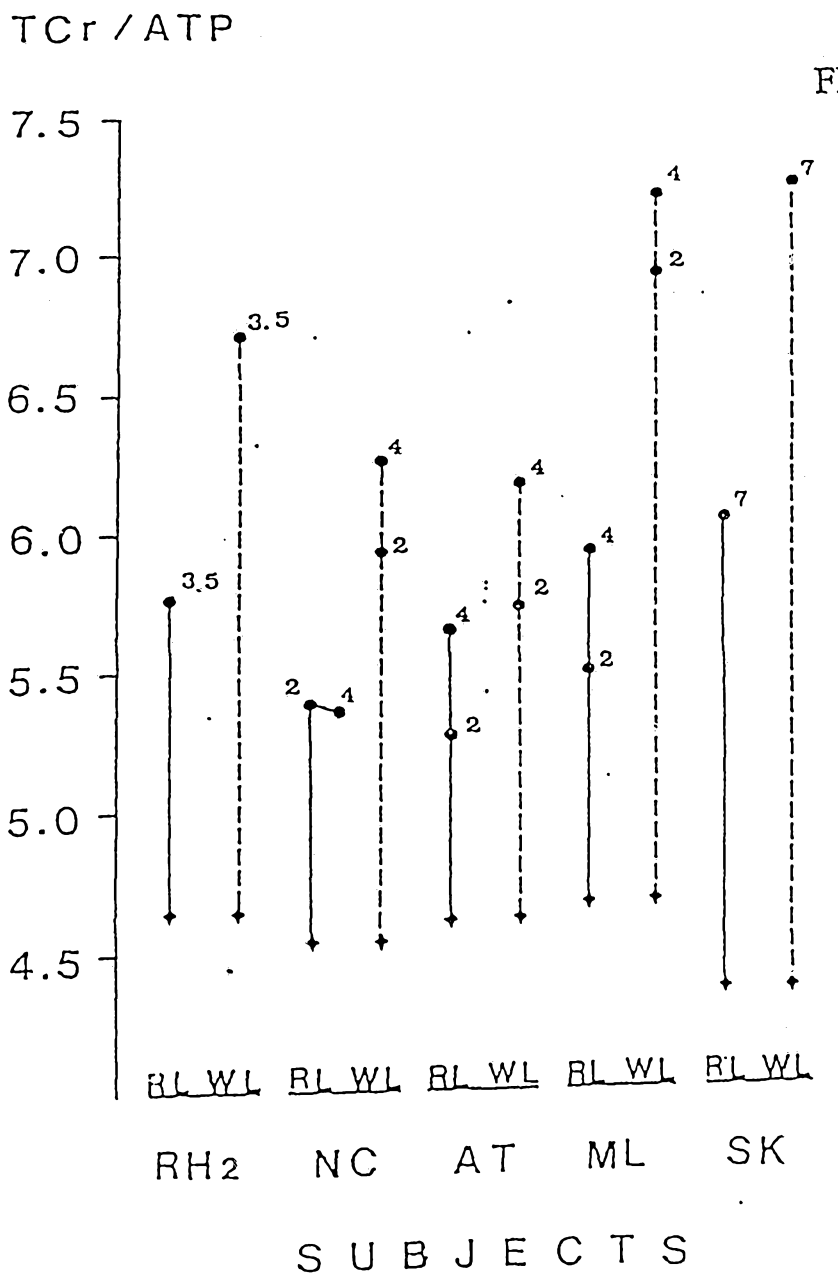
TCr / ATP
7.5
7.0
6.5
6.0
5.5
5.0
4.5
3.5
3.5
2
4
4
2
4
2
4
2
4
2
4
2
7
7
RL WL RL WL RL WL RL WL RL WL
RH2 NC AT ML SK
SUBJECTS

INTERNATIONAL SEARCH REPORT

International application No.
PCT/SE 93/00631

A. CLASSIFICATION OF SUBJECT MATTER

IPC5: A61K 31/195
According to International Patent Classification (IPC) or to both national classification and IPC

B. FIELDS SEARCHED

Minimum documentation searched (classification system followed by classification symbols)

IPC5: A61K

Documentation searched other than minimum documentation to the extent that such documents are included in the fields searched

SE,DK,FI,NO classes as above

Electronic data base consulted during the international search (name of data base and, where practicable, search terms used)

CA, MEDLINE, EMBASE

C. DOCUMENTS CONSIDERED TO BE RELEVANT

Category*	Citation of document, with indication, where appropriate, of the relevant passages	Relevant to claim No.
P,X	Clinical Science, Volume 84, No 5, May 1993, Paul L. Greenhaff et al, "Influence of oral creatine supplementation of muscle torque during repeated bouts of maximal voluntary exercise in man" page 565 - page 571 --	1-12
P,X	Clinical Science, Volume 83, No 3, Sept 1992, Roger C. Harris et al, "Elevation of creatine in resting and exercised muscle of normal subjects by creatine supplementation" page 367 - page 374 --	1-12
X	EP, A2, 0199117 (SCHIAPPARELLI FARMACEUTICI S.P.A.), 28 October 1986 (28.10.86), see column 6 - column 7, example III; the claims --	1-12

[X] Further documents are listed in the continuation of Box C. [X] See patent family annex.

* Special categories of cited documents:
"A" document defining the general state of the art which is not considered to be of particular relevance
"E" erlier document but published on or after the international filing date
"L" document which may throw doubts on priority claim(s) or which is cited to establish the publication date of another citation or other special reason (as specified)
"O" document referring to an oral disclosure, use, exhibition or other means
"P" document published prior to the international filing date but later than the priority date claimed
"T" later document published after the international filing date or priority date and not in conflict with the application but cited to understand the principle or theory underlying the invention
"X" document of particular relevance: the claimed invention cannot be considered novel or cannot be considered to involve an inventive step when the document is taken alone
"Y" document of particular relevance: the claimed invention cannot be considered to involve an inventive step when the document is combined with one or more other such documents, such combination being obvious to a person skilled in the art
"&" document member of the same patent family

Date of the actual completion of the international search	Date of mailing of the international search report
11 October 1993	20 -10- 1993
Name and mailing address of the ISA/ Swedish Patent Office Box 5055, S-102 42 STOCKHOLM Facsimile No. +46 8 666 02 86	Authorized officer Gerd Wranne Telephone No. +46 8 782 25 00

INTERNATIONAL SEARCH REPORT

International application No.
PCT/SE 93/00631

C (Continuation). DOCUMENTS CONSIDERED TO BE RELEVANT

Category*	Citation of document, with indication, where appropriate, of the relevant passages	Relevant to claim No.
X	EP, A2, 0222257 (SCHIAPPARELLI FARMACEUTICI S.P.A.), 20 May 1987 (20.05.87), see column 1, line 4 - line 25	1-12
X	WO, A1, 9107954 (DIOGUARDI FRANCESCO SAVERIO), 13 June 1991 (13.06.91), see claims 1, 3, 5; page 1, line4 - page 3, line 1	1-12
X	US, A, 5091404 (S.A. ELGEBALY), 25 February 1992 (25.02.92), see column 3, line 17 - line 22; the claims	1-12
X	EP, A2, 0449787 (SETRA S.R.L.), 2 October 1991 (02.10.91), see page 2, line 35 - line 39; the claims	1-12
X	US, A, 5077313 (GERT LUBEC), 31 December 1991 (31.12.91), see column 2, line 35 - line 46	1-12

INTERNATIONAL SEARCH REPORT

International application No.
PCT/SE 93/00631

Box I Observations where certain claims were found unsearchable (Continuation of item 1 of first sheet)

This international search report has not been established in respect of certain claims under Article 17(2)(a) for the following reasons:

1. [X] Claims Nos.: 13-18
because they relate to subject matter not required to be searched by this Authority, namely:
See PCT Rule 39.1(iv): Methods for treatment of the human or animal body by surgery or therapy, as well as diagnostic methods.

2. [ ] Claims Nos.:
because they relate to parts of the international application that do not comply with the prescribed requirements to such an extent that no meaningful international search can be carried out, specifically:

3. [ ] Claims Nos.:
because they are dependent claims and are not drafted in accordance with the second and third sentences of Rule 6.4(a).

Box II Observations where unity of invention is lacking (Continuation of item 2 of first sheet)

This International Searching Authority found multiple inventions in this international application, as follows:

1. [ ] As all required additional search fees were timely paid by the applicant, this international search report covers all searchable claims.

2. [ ] As all searchable claims could be searches without effort justifying an additional fee, this Authority did not invite payment of any additional fee.

3. [ ] As only some of the required additional search fees were timely paid by the applicant, this international search report covers only those claims for which fees were paid, specifically claims Nos.:

4. [ ] No required additional search fees were timely paid by the applicant. Consequently, this international search report is restricted to the invention first mentioned in the claims; it is covered by claims Nos.:

Remark on Protest

[ ] The additional search fees were accompanied by the applicant's protest.

[ ] No protest accompanied the payment of additional search fees.

INTERNATIONAL SEARCH REPORT

Information on patent family members

26/08/93

International application No.
PCT/SE 93/00631

Patent document cited in search report	Publication date	Patent family member(s)	Publication date
EP-A2- 0199117	28/10/86	US-A- 4675314	23/06/87
EP-A2- 0222257	20/05/87	AU-A- 6486786	14/05/87
		JP-A- 62149621	03/07/87
WO-A1- 9107954	13/06/91	AU-A- 6732190	26/06/91
		EP-A- 0455770	13/11/91
US-A- 5091404	25/02/92	NONE	
EP-A2- 0449787	02/10/91	NONE	
US-A- 5077313	31/12/91	AT-B- 393079	12/08/91
		DE-A- 5890311	04/02/93
		EP-A,B- 0370994	30/05/90
		AT-B- 393080	12/08/91
		JP-A- 2145514	05/06/90