July 14, 1931. W. C. BROADWELL 1,814,785

CONTAINER

Filed Oct. 31, 1927

Fig. 1.

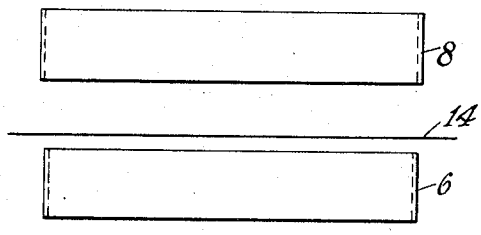

Fig. 2.

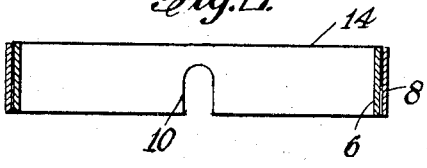

Fig. 3.

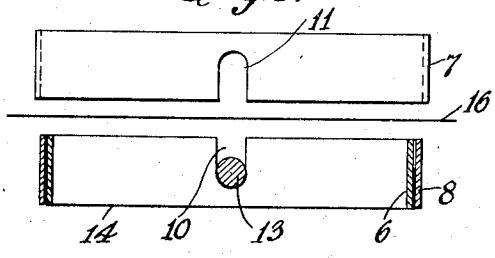

Fig. 4.

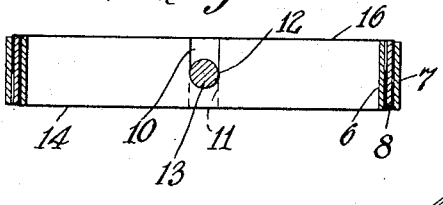

Fig. 5.

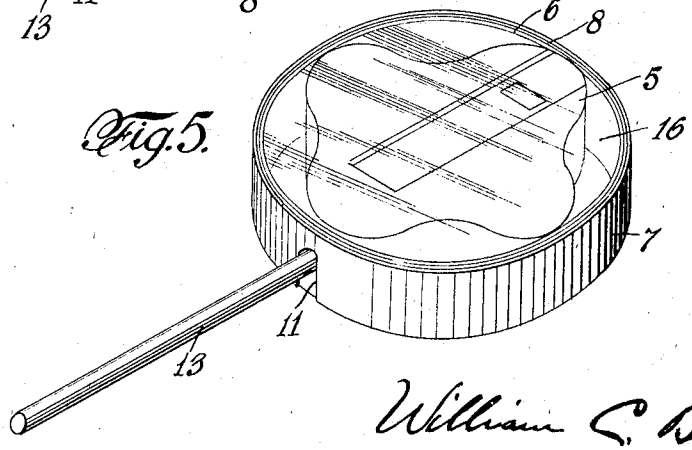

Fig. 6.



Fig. 7.

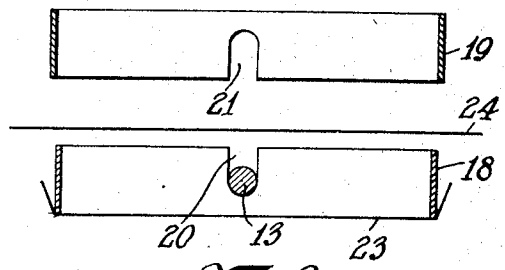

Fig. 8.

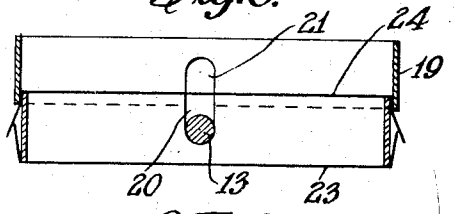

Fig. 9.



INVENTOR

William C. Broadwell

BY

Williams & Evans

ATTORNEYS

Patented July 14, 1931

1,814,785

UNITED STATES PATENT OFFICE

WILLIAM C. BROADWELL, OF BROOKLYN, NEW YORK, ASSIGNOR, BY MESNE ASSIGNMENTS, TO JOHN F. HENNINGSEN, OF EASTPORT, LONG ISLAND, NEW YORK

CONTAINER

Application filed October 31, 1927. Serial No. 229,815.

This invention relates to containers, and is herein illustrated as particularly adapted for the reception of the candy portion of lolly-pops, although it is, of course, not limited to this use.

The general object of the invention is to provide an improved and inexpensive container which affords protection to its contents during handling, packing, shipping, and dispensing, and as against atmospheric conditions, and yet leaves the contents visible.

A further object of the invention is to provide a simple method by which containers of the above type may be expeditiously assembled with their contents therein.

Other objects and advantages of the invention will become apparent from the following description, taken in connection with the accompanying drawings, wherein certain embodiments of the invention are shown and wherein Figure 1 is a view in elevation, showing a pair of telescopic rings ready to be telescoped with a sheet of paper there-between; Figure 2 is a central sectional view, showing the two telescoped rings with the margin or a sheet of paper confined there-between; Figure 3 is a view, showing the assembly of Figure 2 in an inverted position, and a third ring in position to be applied to said assembly, with a sheet of transparent material such as cellulose there-between; Figure 4 is a central sectional view of the assembled container with the respective margins of the sheets of paper and cellulose confined between the rings thereof; Figure 5 is a perspective view of the assembled container with the candy portion of a lolly-pop confined therein, and with the stick of the lolly-pop projecting therefrom; Figure 6 is a vertical sectional view of a ring to be employed in a modified form of the invention, the ring being shown in position above a sheet of paper, the margin of which is to be folded over the edge of the ring; Figure 7 is a vertical sectional view of the ring of Figure 6 with the margin of the sheet of paper folded over the edge of the ring, and a second ring in position to be applied to the first mentioned ring, and with a sheet of cellulose there-between; Figure 8 is a view showing the parts of Figure 7 in a more nearly assembled relation; and Figure 9 is a central vertical sectional view of the container assembled in accordance with the method illustrated in Figures 6 to 8 inclusive.

The containers herein shown are illustrated as particularly adapted for the reception of the candy portion of a lolly-pop 5, although it will be understood that such containers may be used for packaging other articles if desired.

The assembled container, shown in Figures 4 and 5, is constructed in accordance with a method, the steps of which are illustrated in Figures 1 to 3. This container includes an inner ring 6, an outer ring 7 and an intermediate ring 8, all of cardboard or other suitable material, the rings 6 and 8 being provided with notches 10, which are adapted to register with a notch 11 formed in the ring 7 when the rings are assembled as shown in Figures 4 and 5, thus forming an opening 12 adapted for the reception of the stick 13 of the lolly-pop 5. Between the rings 6 and 8, the margin of a sheet of paper 14, preferably waxed, is confined, the sheet of paper being held in a taut condition by the engagement of the rings 6 and 8 with its margin and serving as a closure for one end of the container. At the other end of the ring assembly is a sheet of transparent material 16, such as cellulose, the margin of which is confined intermediate the rings 7 and 8. This sheet of material 16, like the sheet 14, is held in a taut condition by reason of the engagement of the rings 7 and 8 with its margin and serves as a closure for the other end of the container.

In Figure 9 is shown a modified form of container which is constructed in accordance with a slightly different method of assembling, the steps of which are illustrated in Figures 6 to 8 inclusive. This container includes only a pair of rings 18 and 19, arranged in a telescoped relation, the rings 18 and 19 being provided with notches 20 and 21 respectively, which are adapted to register, thus forming an opening 22 through which the stick 13 of the lolly-pop may pro-

ject when its candy portion is confined within the container. Over one end of the ring assembly shown in Figure 9, is stretched a suitable closure 23, preferably of paraffin paper, the margin of which is confined intermediate the rings 18 and 19. The other end of the ring assembly is provided with a closure 24, preferably of transparent material, such as cellulose, the margin of which is confined intermediate the rings 18 and 19 and overlies the margin of the sheet 23. The closure 24, like the closure 23, is held in a taut condition by reason of the engagement of the rings 18 and 19, with the margin thereof.

In carrying out the method by which the container shown in Figures 4 and 5 is constructed, the sheet of material 14 is placed in position over the ring 6, whereupon the ring 8 is forced down over the ring 6, thus folding the margin of the sheet 14 down about the ring 6 to be there embraced and held by the ring 8. As the ring 8 is forced down over the ring 6, the sheet 14 is drawn to a taut condition, in which condition it is held by the engagement of the rings 6 and 8 with the margin thereof. After forcing the ring 8 down over the ring 6, these two rings are then pierced or cut away, thus forming notches 10 which register with each other. After assembling the rings 6 and 8, as shown in Figure 2, the assembly is inverted, as shown in Figure 3, whereupon the contents, such as the candy portion of a lolly-pop 5, is placed within the assembly with its stick 13 extending therefrom through the registering notches 10. The sheet 16 of transparent material is then placed in position over the rings 6 and 8, whereupon the ring 7 with its notch 11 formed therein is forced down over the rings 6 and 8. As the ring 7 is forced down over the rings 6 and 8, the margin of the sheet 16 is folded down about the ring 8 to be there embraced and held by the ring 7. In moving the ring 7 down over the rings 6 and 8, the sheet 16 is drawn into a taut condition across the assembly, as shown in Figures 4 and 5.

As to the modified method, the steps of which are illustrated in Figures 6 to 8 inclusive, of assembling the form of container shown in Figure 9, the ring 18 with its notch 20 formed therein, is forced down into engagement with the sheet 23, while such sheet is supported upon a suitable die, not shown, with the result that the margin of the sheet is folded up about the ring 18, whereupon the contents, such as a lolly-pop to be carried by the container, is placed within the ring 18 with its stick 13 projecting therefrom through the notch 20. After placing the contents in the ring 18 a sheet of material 23, such as cellulose, is placed over the ring 18, whereupon the ring 19 with its notch 21 formed therein is forced down over the ring 18, with the result that the margin of such sheet is first moved down about the ring 18 into embracing engagement with the margin of the sheet 23, and as the ring 19 continues on its downward movement about the ring 18 the margins of the sheets 23 and 24 are folded into intimate engagement with each other and are confined in an overlapping relation intermediate the rings 18 and 19. Thus, the container shown in Figure 9 is assembled with the sheets of material 23 and 24 drawn taut, and with the openings 20 and 21 in proper registration to receive the stick 13 of the lolly-pop.

Certain embodiments of the invention have been shown and described, but the invention may be otherwise embodied without departing from its spirit or the scope of the following claims.

What is claimed is:

1. A container comprising inner and outer telescoped members, and tensioned closures overlying the opposite ends of said inner member and having their margins confined intermediate said members.

2. A container comprising inner and outer telescoped container-body forming members, and tensioned flexible closures overlying the opposite ends of said inner member and having their margins confined intermediate said members.

3. A container comprising inner and outer telescoped container-body forming members, and closures drawn taut across the opposite ends of said inner member and having their margins confined intermediate said members.

4. The method of making a container from a plurality of telescopic members and a plurality of sheets of flexible material, which consists in placing said sheets over the opposite open ends of one of said members, telescoping said members and forcing the margins of said sheets down about one of said members to be there held by the other of said members.

5. The method of making a container, including inner and outer telescopic members and a plurality of sheets of flexible material, which consists in placing said sheets over the opposite open ends of said inner member, telescoping said members and confining the margins of said sheets intermediate said members.

6. The method of making a container, including inner and outer telescopic members and a plurality of sheets of flexible material, which consists in placing said sheets over the opposite open ends of said inner member, telescoping said members, drawing said sheets taut across the opposite open ends of said inner member and confining the margins of said sheets intermediate said members.

7. The method of making a container including a plurality of sheets of flexible mate-

rial and inner and outer telescoped members, which consists in placing said sheets over the opposite open ends of said inner member, folding the margins of said sheets down about said inner member in overlying and engaging relation to each other, and forcing said outer member over said inner member and said margins of said sheets.

In testimony whereof, I have affixed my signature to this specification.

WILLIAM C. BROADWELL.