



(51) International Patent Classification:
G01R 31/36 (2019.01)

(21) International Application Number:
PCT/US2019/032153

(22) International Filing Date:
14 May 2019 (14.05.2019)

(25) Filing Language:
English

(26) Publication Language:
English

(30) Priority Data:
62/677,489 29 May 2018 (29.05.2018) US
16/411,471 14 May 2019 (14.05.2019) US

(71) Applicant: NDSL, INC. [US/US]; 4112 Blue Ridge Road,
Suite 210, Raleigh, NC 27612 (US).

(72) Inventors: BATTLE, David, Robert; 318 Hemming Way,
Durham, NC 27713 (US). SMITH, Sumner, Michael; 996
Gillburg Road, Henderson, NC 27537 (US). CHAU, Dat,
Tan; 2714 Hidden Waters Circle, Raleigh, NC 27614 (US).
WILLE, Mark, Allen; 73B West Myrtle Drive, Angier, NC
27501 (US).

(74) Agent: EVANS, Gregory, M.; NK Patent Law, 4917 Wa-
ters Edge Drive, #275, Raleigh, NC 27606 (US).

(81) Designated States (unless otherwise indicated, for every
kind of national protection available): AE, AG, AL, AM,
AO, AT, AU, AZ, BA, BB, BG, BH, BN, BR, BW, BY, BZ,
CA, CH, CL, CN, CO, CR, CU, CZ, DE, DJ, DK, DM, DO,
DZ, EC, EE, EG, ES, FI, GB, GD, GE, GH, GM, GT, HN,
HR, HU, ID, IL, IN, IR, IS, JO, JP, KE, KG, KH, KN, KP,
KR, KW, KZ, LA, LC, LK, LR, LS, LU, LY, MA, MD, ME,
MG, MK, MN, MW, MX, MY, MZ, NA, NG, NI, NO, NZ,
OM, PA, PE, PG, PH, PL, PT, QA, RO, RS, RU, RW, SA,

(54) Title: METHODS, SYSTEMS, AND DEVICES FOR MONITORING STATE-OF-HEALTH OF A BATTERY SYSTEM OPERATING OVER AN EXTENDED TEMPERATURE RANGE

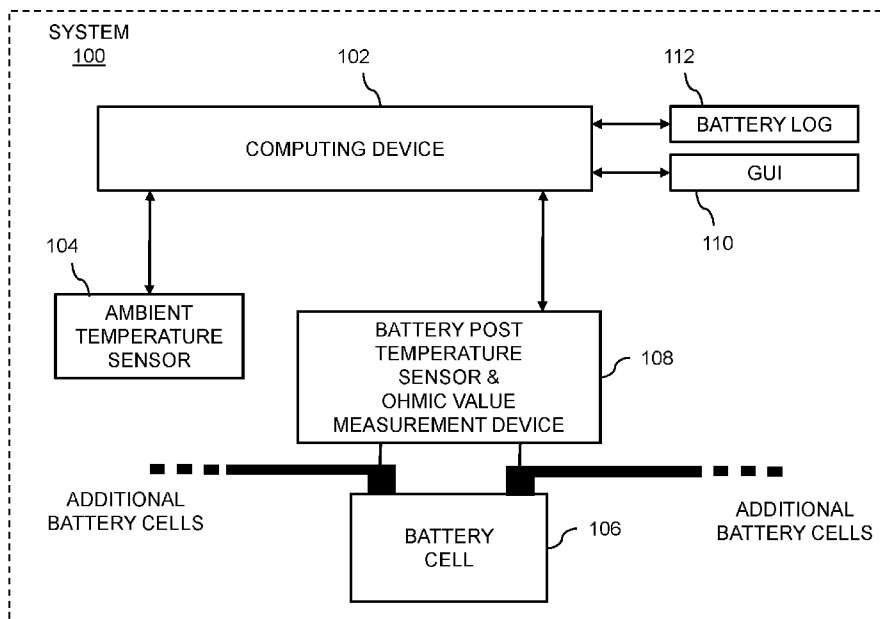


FIG. 1

(57) Abstract: Disclosed herein are methods, systems, and devices for determining a state-of-health (SOH) of battery systems over extended temperatures. According to one embodiment, a computer implemented method includes (1) receiving measured temperature data and measured ohmic value data associated with a battery cell; (2) determining an estimated battery cell electrolyte temperature based on the measured temperature data; (3) determining a normalized ohmic value based on the measured ohmic value data and the estimated battery cell electrolyte temperature, wherein the normalized ohmic value is related to a normalized temperature; and (4) transmitting, to at least one of a graphical user interface (GUI) and a battery log, an indication of an SOH of the battery cell based upon the normalized ohmic value being greater than a normalized maximum ohmic value, wherein the normalized maximum ohmic value is



SC, SD, SE, SG, SK, SL, SM, ST, SV, SY, TH, TJ, TM, TN,
TR, TT, TZ, UA, UG, US, UZ, VC, VN, ZA, ZM, ZW.

(84) Designated States (*unless otherwise indicated, for every kind of regional protection available*): ARIPO (BW, GH, GM, KE, LR, LS, MW, MZ, NA, RW, SD, SL, ST, SZ, TZ, UG, ZM, ZW), Eurasian (AM, AZ, BY, KG, KZ, RU, TJ, TM), European (AL, AT, BE, BG, CH, CY, CZ, DE, DK, EE, ES, FI, FR, GB, GR, HR, HU, IE, IS, IT, LT, LU, LV, MC, MK, MT, NL, NO, PL, PT, RO, RS, SE, SI, SK, SM, TR), OAPI (BF, BJ, CF, CG, CI, CM, GA, GN, GQ, GW, KM, ML, MR, NE, SN, TD, TG).

Published:

— *with international search report (Art. 21(3))*

DESCRIPTION

METHODS, SYSTEMS, AND DEVICES FOR MONITORING STATE-OF-HEALTH
OF A BATTERY SYSTEM OPERATING OVER AN EXTENDED TEMPERATURE
RANGE

PRIORITY CLAIM

[0001] This application claims priority to U.S. Patent Application No. 16/411,471, filed May 14, 2019, which claims priority to U.S. Provisional Patent Application Serial No. 62/677,489 filed May 29, 2018, the disclosure of which is incorporated herein by reference in its entirety.

TECHNICAL FIELD

[0002] The present invention relates generally to battery monitoring systems for battery power systems. More specifically; methods, systems, and devices are disclosed for determining a state-of-health of a battery cell and/or battery container using an ohmic value measurement.

BACKGROUND

[0003] A battery or battery system containing one or more failing battery cells and/or containers may not be capable of providing power at rated operating voltages, currents, and/or time durations. For example, lead acid batteries lose their ability to accept a charge when discharged over a period of time. Even if maintained on a battery charger, lead acid batteries will eventually fail over time due to sulfation. Ohmic value also known as internal cell resistance or impedance and cell conductance. When a battery cell starts to fail the internal resistance of the battery cell increases. Ohmic value is known to be temperature dependent.

[0004] One usage for lead acid batteries is within high capacity uninterrupted power supply (UPS) systems. Typically, the high capacity UPS system is provided in the form of a number of lead acid battery cells electrically connected in series. Historically, these lead acid batteries have been characterized for an operating temperature like 77° Fahrenheit (25° Celsius) and are often used in a climate-controlled environment. A battery monitoring system may be used with the high capacity UPS system to routinely check and determine a state-of-health for each cell by measuring the cell ohmic value at 77F. As such, dying cells

DESCRIPTION

METHODS, SYSTEMS, AND DEVICES FOR MONITORING STATE-OF-HEALTH OF A BATTERY SYSTEM OPERATING OVER AN EXTENDED TEMPERATURE RANGE

PRIORITY CLAIM

[0001] This application claims priority to U.S. Patent Application No. 16/411,471, filed May 24, 2019, which claims priority to U.S. Provisional Patent Application Serial No. 62/677,489 filed May 29, 2018, the disclosure of which is incorporated herein by reference in its entirety.

TECHNICAL FIELD

[0002] The present invention relates generally to battery monitoring systems for battery power systems. More specifically; methods, systems, and devices are disclosed for determining a state-of-health of a battery cell and/or battery container using an ohmic value measurement.

BACKGROUND

[0003] A battery or battery system containing one or more failing battery cells and/or containers may not be capable of providing power at rated operating voltages, currents, and/or time durations. For example, lead acid batteries lose their ability to accept a charge when discharged over a period of time. Even if maintained on a battery charger, lead acid batteries will eventually fail over time due to sulfation. Ohmic value also known as internal cell resistance or impedance and cell conductance. When a battery cell starts to fail the internal resistance of the battery cell increases. Ohmic value is known to be temperature dependent.

[0004] One usage for lead acid batteries is within high capacity uninterrupted power supply (UPS) systems. Typically, the high capacity UPS system is provided in the form of a number of lead acid battery cells electrically connected in series. Historically, these lead acid batteries have been characterized for an operating temperature like 77° Fahrenheit (25° Celsius) and are often used in a climate-controlled environment. A battery monitoring system may be used with the high capacity UPS system to routinely check and determine a state-of-health for each cell by measuring the cell ohmic value at 77F. As such, dying cells

can be detected and replaced prior to a failure. However, there are applications which use the battery and charger systems in extended temperature environments without climate control.

[0005] As such, new methods, systems, and devices are needed to better determine the state-of-health of battery systems (e.g. high capacity UPS systems) over extended temperature ranges. Additionally, other outdoor batteries may benefit such as vehicle batteries.

SUMMARY

[0006] Disclosed herein are methods, systems, and devices for solving the problem of better determining the state-of-health of battery systems (e.g. high capacity UPS systems) over extended temperature ranges.

[0007] According to one embodiment, a method is implemented on at least one computing device for determining a battery cell state-of-health status. The method includes (1) receiving first measured temperature data and first measured ohmic value data associated with a first battery cell; (2) determining a first estimated battery cell electrolyte temperature based on the first measured temperature data; (3) determining a first normalized ohmic value based at least partially on the first measured ohmic value data and the first estimated battery cell electrolyte temperature, wherein the first normalized ohmic value is related to a normalized temperature; and (4) transmitting, to at least one of a graphical user interface (GUI) and a battery log, an indication of a state-of-health of the first battery cell based upon the first normalized ohmic value being greater than a normalized maximum ohmic value, wherein the normalized maximum ohmic value is indicative of an abnormal state-of-health of the first battery cell for the normalized temperature. Additionally the first battery cell may be a lead acid battery cell. The normalized maximum ohmic value may also be adjusted based upon an age of the first battery cell and/or a specific gravity of the first battery cell.

[0008] In some embodiments, the first measured temperature data may include first ambient air temperature data and first negative post temperature data associated with the first battery cell. The first measured temperature data may be collected over at least a two hour interval. In other embodiments, the first measured temperature data may be collected over at

least a four hour interval. In further embodiments, the first measured temperature data may be collected over at least a twenty-four hour interval.

[0009] In some embodiments, determining the first normalized ohmic value may also be based on a temperature coefficient and a delta of the first estimated battery cell electrolyte temperature and the normalized temperature. The temperature coefficient may be a value between -0.9 and -2.0 micro-ohms per degree Fahrenheit. In other embodiments, the temperature coefficient may be a value between -1.1 and -1.3 micro-ohms per degree Fahrenheit. The temperature coefficient may also be determined by the computing device during a battery break-in period and the battery break-in period may be a time interval less than six months after initial battery cell installation. The temperature coefficient may be further determined by the computing device over an ambient temperature range greater than 40 degrees Fahrenheit during the battery break-in period.

[0010] In some embodiments, the method may also include receiving a first battery type associated with the first battery cell. In this embodiment the temperature coefficient may be at least partially based upon the first battery type. The first normalized ohmic value may be determined using an algorithm including the first battery type, and a delta of the first estimated battery cell electrolyte temperature and the normalized temperature. The algorithm may include at least one of a sigmoid function, a linear function, a quadratic function, a power function, a polynomial function, a rational function, an exponential function, a logarithmic function, and a sinusoidal function. The algorithm may be implemented using a lookup table. The normalized temperature may be approximately 77 degrees Fahrenheit. In other embodiments, the normalized temperature may be between 70 and 80 degrees Fahrenheit. In further embodiments, the normalized temperature may be between 60 and 90 degrees Fahrenheit. Additionally, determining the first normalized ohmic value may be further based at least partially upon an age of the first battery cell.

[0011] In some embodiments, the method may further include receiving second measured temperature data associated with a second battery cell that is collocated with the first battery cell and determining the first estimated battery cell electrolyte temperature may be further based on the second measured temperature data associated with the second battery cell. The second measured temperature data may include second negative post temperature data associated with the second battery cell. In certain embodiments, the second measured

temperature data may also include second ambient air temperature data associated with the second battery cell in addition to the first ambient air temperature data associated with the first battery cell.

[0012] In some embodiments, the second battery cell may be electrically coupled in series with the first battery cell and the method may further include (1) receiving second measured ohmic value data associated with the second battery cell and the second measured temperature data; (2) determining a second estimated battery cell electrolyte temperature based on the first measured temperature data and the second measured temperature data; (3) determining a second normalized ohmic value based at least partially on the first measured ohmic value data and the second estimated battery cell electrolyte temperature, wherein the second normalized ohmic value is related to the normalized temperature; and (4) transmitting, to at least one of the GUI and the battery log, an indication of a state-of-health of the second battery cell based upon the second normalized ohmic value being greater than the normalized maximum ohmic value and the first normalized ohmic value being less than the normalized maximum ohmic value.

[0013] In some embodiments, the first normalized ohmic value may be further determined based on a steady-state temperature status using a known thermal mass of the first battery cell. In other embodiments, the first measured ohmic value data associated with the first battery cell and the first measured temperature data may be based on a predetermined temperature value and a known temperature coefficient for the known temperature value.

[0014] According to another embodiment, a computing device includes a memory and at least one processor configured to provide a method for determining a battery cell state-of-health status. The method includes (1) receiving first measured temperature data and first measured ohmic value data associated with a first battery cell; (2) determining a first estimated battery cell electrolyte temperature based on the first measured temperature data; (3) determining a first normalized ohmic value based at least partially on the first measured ohmic value data and the first estimated battery cell electrolyte temperature, wherein the first normalized ohmic value is related to a normalized temperature; and (4) transmitting, to at least one of a GUI and a battery log, an indication of a state-of-health of the first battery cell based upon the first normalized ohmic value being greater than a normalized maximum

ohmic value, wherein the normalized maximum ohmic value is indicative of an abnormal state-of-health of the first battery cell for the normalized temperature.

[0015] According to another embodiment, a non-transitory computer-readable storage medium stores instructions to be implemented on at least one computing device including at least one processor. The instructions when executed by the at least one processor cause the at least one computing device to provide a method for determining a battery cell state-of-health status. The method includes (1) receiving first measured temperature data and first measured ohmic value data associated with a first battery cell; (2) determining a first estimated battery cell electrolyte temperature based on the first measured temperature data; (3) determining a first normalized ohmic value based at least partially on the first measured ohmic value data and the first estimated battery cell electrolyte temperature, wherein the first normalized ohmic value is related to a normalized temperature; and (4) transmitting, to at least one of a GUI and a battery log, an indication of a state-of-health of the first battery cell based upon the first normalized ohmic value being greater than a normalized maximum ohmic value, wherein the normalized maximum ohmic value is indicative of an abnormal state-of-health of the first battery cell for the normalized temperature.

[0016] According to another embodiment, a method is implemented on at least one computing device for determining a battery cell state-of-health status. The method includes (1) receiving first measured temperature data and first measured ohmic value data associated with a first battery cell; (2) determining a first estimated battery cell electrolyte temperature based on the first measured temperature data; and (3) transmitting, to at least one of a GUI and a battery log, an indication of a state-of-health of the first battery cell based upon the first measured ohmic value being greater than a temperature compensated maximum ohmic value. The temperature compensated maximum ohmic value is derived from a normalized maximum ohmic value for a normalized temperature and the normalized maximum ohmic value is indicative of an abnormal state-of-health of the first battery cell for the normalized temperature. Additionally the first battery cell may be a lead acid battery cell implemented in a battery container. The normalized maximum ohmic value may also be adjusted based upon an age of the first battery cell and/or a specific gravity of the first battery cell.

[0017] According to another embodiment, a computing device includes a memory and at least one processor configured to provide a method for determining a battery cell state-of-

health status. The method includes (1) receiving first measured temperature data and first measured ohmic value data associated with a first battery cell; (2) determining a first estimated battery cell electrolyte temperature based on the first measured temperature data; and (3) transmitting, to at least one of a GUI and a battery log, an indication of a state-of-health of the first battery cell based upon the first measured ohmic value being greater than a temperature compensated maximum ohmic value. The temperature compensated maximum ohmic value is derived from a normalized maximum ohmic value for a normalized temperature and the normalized maximum ohmic value is indicative of an abnormal state-of-health of the first battery cell for the normalized temperature.

[0018] According to another embodiment, a non-transitory computer-readable storage medium stores instructions to be implemented on at least one computing device including at least one processor. The instructions when executed by the at least one processor cause the at least one computing device to provide a method for determining a battery cell state-of-health status. The method includes (1) receiving first measured temperature data and first measured ohmic value data associated with a first battery cell; (2) determining a first estimated battery cell electrolyte temperature based on the first measured temperature data; and (3) transmitting, to at least one of a GUI and a battery log, an indication of a state-of-health of the first battery cell based upon the first measured ohmic value being greater than a temperature compensated maximum ohmic value. The temperature compensated maximum ohmic value is derived from a normalized maximum ohmic value for a normalized temperature and the normalized maximum ohmic value is indicative of an abnormal state-of-health of the first battery cell for the normalized temperature.

[0019] According to another embodiment, a method is implemented on at least one computing device for determining a battery container state-of-health status. The method includes (1) receiving first measured temperature data and first measured ohmic value data associated with a first battery container; (2) determining a first estimated battery container electrolyte temperature based on the first measured temperature data; (3) determining a first normalized ohmic value based at least partially on the first measured ohmic value data and the first estimated battery container electrolyte temperature, wherein the first normalized ohmic value is related to a normalized temperature; and (4) transmitting, to at least one of a GUI and a battery log, an indication of a state-of-health of the first battery container based upon the first normalized ohmic value being greater than a normalized maximum ohmic

value The normalized maximum ohmic value is indicative of an abnormal state-of-health of the first battery container for the normalized temperature. Additionally the first battery container may be a lead acid battery container. The normalized maximum ohmic value may also be adjusted based upon an age of the first battery container and/or a specific gravity of the first battery container.

[0020] According to another embodiment, a computing device includes a memory and at least one processor configured to provide a method for determining a battery container state-of-health status. The method includes (1) receiving first measured temperature data and first measured ohmic value data associated with a first battery container; (2) determining a first estimated battery container electrolyte temperature based on the first measured temperature data; (3) determining a first normalized ohmic value based at least partially on the first measured ohmic value data and the first estimated battery container electrolyte temperature, wherein the first normalized ohmic value is related to a normalized temperature; and (4) transmitting, to at least one of a GUI and a battery log, an indication of a state-of-health of the first battery container based upon the first normalized ohmic value being greater than a normalized maximum ohmic value. The normalized maximum ohmic value is indicative of an abnormal state-of-health of the first battery container for the normalized temperature.

[0021] According to another embodiment, a non-transitory computer-readable storage medium stores instructions to be implemented on at least one computing device including at least one processor. The instructions when executed by the at least one processor cause the at least one computing device to provide a method for determining a battery cell state-of-health status. The method includes (1) receiving first measured temperature data and first measured ohmic value data associated with a first battery container; (2) determining a first estimated battery container electrolyte temperature based on the first measured temperature data; (3) determining a first normalized ohmic value based at least partially on the first measured ohmic value data and the first estimated battery container electrolyte temperature, wherein the first normalized ohmic value is related to a normalized temperature; and (4) transmitting, to at least one of a GUI and a battery log, an indication of a state-of-health of the first battery container based upon the first normalized ohmic value being greater than a normalized maximum ohmic value. The normalized maximum ohmic value is indicative of an abnormal state-of-health of the first battery container for the normalized temperature.

[0022] According to another embodiment, a method is implemented on at least one computing device for determining a battery container state-of-health status. The method includes (1) receiving first measured temperature data and first measured ohmic value data associated with a first battery container; (2) determining a first estimated battery container electrolyte temperature based on the first measured temperature data; and (3) transmitting, to at least one of a GUI and a battery log, an indication of a state-of-health of the first battery container based upon the first measured ohmic value being greater than a temperature compensated maximum ohmic value. The temperature compensated maximum ohmic value is derived from a normalized maximum ohmic value for a normalized temperature and the normalized maximum ohmic value is indicative of an abnormal state-of-health of the first battery container for the normalized temperature. Additionally the first battery container may be a lead acid battery container. The normalized maximum ohmic value may also be adjusted based upon an age of the first battery container and/or a specific gravity of the first battery container.

[0023] According to another embodiment, a computing device includes a memory and at least one processor configured to provide a method for determining a battery container state-of-health status. The method includes (1) receiving first measured temperature data and first measured ohmic value data associated with a first battery container; (2) determining a first estimated battery container electrolyte temperature based on the first measured temperature data; and (3) transmitting, to at least one of a GUI and a battery log, an indication of a state-of-health of the first battery container based upon the first measured ohmic value being greater than a temperature compensated maximum ohmic value. The temperature compensated maximum ohmic value is derived from a normalized maximum ohmic value for a normalized temperature and the normalized maximum ohmic value is indicative of an abnormal state-of-health of the first battery container for the normalized temperature.

[0024] According to another embodiment, a non-transitory computer-readable storage medium stores instructions to be implemented on at least one computing device including at least one processor. The instructions when executed by the at least one processor cause the at least one computing device to provide a method for determining a battery cell state-of-health status. The method includes (1) receiving first measured temperature data and first measured ohmic value data associated with a first battery container; (2) determining a first estimated battery container electrolyte temperature based on the first measured temperature data; and

(3) transmitting, to at least one of a GUI and a battery log, an indication of a state-of-health of the first battery container based upon the first measured ohmic value being greater than a temperature compensated maximum ohmic value. The temperature compensated maximum ohmic value is derived from a normalized maximum ohmic value for a normalized temperature and the normalized maximum ohmic value is indicative of an abnormal state-of-health of the first battery container for the normalized temperature.

[0025] According to another embodiment, a method is implemented on at least one computing device for determining a battery container state-of-health status. The method includes; (1) receiving first measured temperature data associated with a first battery cell; (2) upon receiving a measured temperature value matching a predetermined temperature value, initiating a first ohmic value measurement for the first battery cell; (3) receiving a first measured ohmic value associated with the first ohmic value measurement; (4) determining a first delta value of the first measured ohmic value and a previously measured ohmic value associated with the predetermined temperature value; and (5) transmitting, to at least one of a graphical user interface (GUI) and a battery log, an indication of a state-of-health of the first battery cell based upon the first delta value being greater than a maximum delta value. The maximum delta value is indicative of an abnormal state-of-health of the first battery cell for the predetermined temperature value.

[0026] According to another embodiment, a computing device includes a memory and at least one processor configured to provide a method for determining a battery container state-of-health status. The method includes (1) receiving first measured temperature data associated with a first battery cell; (2) upon receiving a measured temperature value matching a predetermined temperature value, initiating a first ohmic value measurement for the first battery cell; (3) receiving a first measured ohmic value associated with the first ohmic value measurement; (4) determining a first delta value of the first measured ohmic value and a previously measured ohmic value associated with the predetermined temperature value; and (5) transmitting, to at least one of a graphical user interface (GUI) and a battery log, an indication of a state-of-health of the first battery cell based upon the first delta value being greater than a maximum delta value. The maximum delta value is indicative of an abnormal state-of-health of the first battery cell for the predetermined temperature value.

[0027] According to another embodiment, a non-transitory computer-readable storage medium stores instructions to be implemented on at least one computing device including at least one processor. The instructions when executed by the at least one processor cause the at least one computing device to provide a method for determining a battery cell state-of-health status. The method includes (1) receiving first measured temperature data associated with a first battery cell; (2) upon receiving a measured temperature value matching a predetermined temperature value, initiating a first ohmic value measurement for the first battery cell; (3) receiving a first measured ohmic value associated with the first ohmic value measurement; (4) determining a first delta value of the first measured ohmic value and a previously measured ohmic value associated with the predetermined temperature value; and (5) transmitting, to at least one of a graphical user interface (GUI) and a battery log, an indication of a state-of-health of the first battery cell based upon the first delta value being greater than a maximum delta value. The maximum delta value is indicative of an abnormal state-of-health of the first battery cell for the predetermined temperature value.

[0028] The features and advantages described in this summary and the following detailed description are not all-inclusive. Many additional features and advantages will be apparent to one of ordinary skill in the art in view of the drawings, specification, and claims presented herein.

BRIEF DESCRIPTION OF THE DRAWINGS

[0029] The present embodiments are illustrated by way of example and are not intended to be limited by the figures of the accompanying drawings. In the drawings:

[0030] FIG. 1 depicts a block diagram illustrating a system in accordance with embodiments of the present disclosure.

[0031] FIG. 2 depicts a graph in accordance with embodiments of the present disclosure.

[0032] FIG. 3 depicts a graph in accordance with embodiments of the present disclosure.

[0033] FIG. 4 depicts a graph in accordance with embodiments of the present disclosure.

[0034] FIG. 5 depicts a graph in accordance with embodiments of the present disclosure.

[0035] FIG. 6 depicts a block diagram illustrating a server in accordance with embodiments of the present disclosure.

[0036] FIG. 7 depicts a block diagram illustrating a personal computer in accordance with embodiments of the present disclosure.

DETAILED DESCRIPTION

[0037] The following description and drawings are illustrative and are not to be construed as limiting. Numerous specific details are described to provide a thorough understanding of the disclosure. However, in certain instances, well-known or conventional details are not described in order to avoid obscuring the description. References to “one embodiment” or “an embodiment” in the present disclosure can be, but not necessarily are, references to the same embodiment and such references mean at least one of the embodiments.

[0038] Reference in this specification to “one embodiment” or “an embodiment” means that a particular feature, structure, or characteristic described in connection with the embodiment is included in at least one embodiment of the disclosure. The appearances of the phrase “in one embodiment” in various places in the specification are not necessarily all referring to the same embodiment, nor are separate or alternative embodiments mutually exclusive of other embodiments. Moreover, various features are described which may be exhibited by some embodiments and not by others. Similarly, various requirements are described which may be requirements for some embodiments but not for other embodiments.

[0039] The terms used in this specification generally have their ordinary meanings in the art, within the context of the disclosure, and in the specific context where each term is used. Certain terms that are used to describe the disclosure are discussed below, or elsewhere in the specification, to provide additional guidance to the practitioner regarding the description of the disclosure. For convenience, certain terms may be highlighted, for example using italics and/or quotation marks. The use of highlighting has no influence on the scope and meaning of a term; the scope and meaning of a term is the same, in the same context, whether or not it is highlighted. It will be appreciated that same thing can be said in more than one way.

[0040] Consequently, alternative language and synonyms may be used for any one or more of the terms discussed herein, nor is any special significance to be placed upon whether or not a term is elaborated or discussed herein. Synonyms for certain terms are provided. A recital of one or more synonyms does not exclude the use of other synonyms. The use of examples anywhere in this specification, including examples of any terms discussed herein, is illustrative only, and is not intended to further limit the scope and meaning of the disclosure

or of any exemplified term. Likewise, the disclosure is not limited to various embodiments given in this specification.

[0041] Without intent to limit the scope of the disclosure, examples of instruments, apparatus, methods and their related results according to the embodiments of the present disclosure are given below. Note that titles or subtitles may be used in the examples for convenience of a reader, which in no way should limit the scope of the disclosure. Unless otherwise defined, all technical and scientific terms used herein have the same meaning as commonly understood by one of ordinary skill in the art to which this disclosure pertains. In the case of conflict, the present document, including definitions, will control.

[0042] The present invention relates to battery monitoring systems for battery power systems in non-climate controlled environments. Methods, systems, and devices are disclosed herein for determining a state-of-health of a battery cell and/or battery container using an ohmic value measurement over extended temperature ranges.

[0043] Battery monitoring systems use routine measurements of temperature, voltage, current, and ohmic value to determine the state-of-health of battery cells in a battery power supply system. The state-of-health of an individual battery cell may be correlated with an ohmic value of the battery cell, such as an internal resistance, internal impedance, and/or internal conductance of the battery cell. Additionally, this ohmic value may or may not include the battery posts. The ohmic value of batteries may be monitored and trended over time. The batteries may be actively monitored by a battery monitoring systems and automatically recorded to a database forming a battery log. Alternately the batteries may be monitored by a technician using a handheld device. The readings from the handheld device may be automatically recorded to the database or the technician may manually enter the readings to the database. As the batteries age their ohmic value will rise due to the normal deterioration and the aging process. An important indicator of a failing battery cell is when the ohmic value reaches an increased percentage of its original value when first installed. As such, a battery cell that has been detected to have the impending failure or to have failed may be replaced.

[0044] In many installations, the battery cells are kept at a reasonably constant ambient temperature of approximately 77° Fahrenheit (25° Celsius). Most battery types obtain their best performance, and have a longer life at this normalized temperature. Additionally, these

battery types have been characterized at this normalized temperature. However, in some applications these batteries are not housed in a controlled environment. In some installations, these batteries may be installed in metal enclosures with no environmental protection. In these situations, the batteries see the full extent of the external environmental conditions and may be exposed to temperature variations of 30° to 120° Fahrenheit or more. The ohmic value of lead acid batteries varies considerably over these temperature ranges. Some battery types vary by 50% or more over this expected temperature range of 30° to 120° Fahrenheit. This variation makes regular monitoring difficult in determining whether ohmic value has risen due to temperature or due to changes in the state-of-health of the battery cell.

[0045] An ideal goal of a battery monitoring system would be to monitor the performance of the battery cells as though all measurements were taken at the normalized temperature. This ensures the state-of-health data is accurate even if the battery cells are exposed to broad temperature variations for extended periods of time. Disclosed herein are methods, devices, and systems using the temperature of the battery cell (i.e. electrolyte) to adjust the ohmic value measurement to a normalized value that would be measured if the electrolyte temperature was held constant at its characterized (i.e. normalized) temperature (e.g. 77° Fahrenheit). To better facilitate this goal, the battery monitoring system needs to measure the temperature of the battery environment. This can be done by measuring the ambient air in which the batteries are situated, measuring the negative post temperature of the battery, and/or measuring multiple points on and around the battery cells over extended time intervals. For example, the glass or plastic cases of the battery cells may be monitored for temperature and/or a probe may be inserted directly into the electrolytes to obtain temperature data. The extended time intervals may be two, four, or even twenty-four hour intervals depending on the battery size and the variance in ambient temperatures. Using this data and one or more algorithms, a computing device can then determine (i.e. estimate) a temperature of the electrolyte that takes into account a large thermal mass of the battery cells. The computing device may then calculate an estimated battery electrolyte temperature at which the ohmic value measurement was made. Next the computing device may compensate the measurement to what the ohmic value would have been at the normalized temperature. As such, the state-of-health can be determined and reported using a normalized alarm threshold.

[0046] For example, a computing device includes a memory and at least one processor configured for determining a state-of-health of one or more battery cells. The computing device is configured for receiving measured temperature data and measured ohmic value data associated with a battery cell over a battery monitoring network. The measured temperature data includes ambient air temperature data and negative battery post temperature data. Next the computing device determines an estimated battery cell electrolyte temperature based on the measured temperature data and then determines a normalized ohmic value based on the measured ohmic value data and the estimated battery cell electrolyte temperature. The normalized ohmic value is then determined as if the measurement were made at a normalized temperature (e.g. 77° Fahrenheit). Next the computing device, transmits directly or indirectly to a graphical user interface (GUI) and/or a battery log an indication of a state-of-health of the battery cell based upon the normalized ohmic value being greater than a normalized maximum ohmic value. The normalized maximum ohmic value is indicative of an abnormal state-of-health of the battery cell for the normalized temperature. The computing device may also determine a temperature compensated maximum ohmic value. In this scenario, the device determines the state-of-health based on the measured ohmic value being greater than the temperature compensated maximum ohmic value.

[0047] Battery profiles of different battery types may be modeled to determine thermal mass and response to ambient temperature changes. Profiles may be developed that use formulas or lookup tables for each battery type. Using the profiles, ohmic value measurements may be compensated for any reasonable temperature within the operating range of each battery type. Temperature measurements may also be made from many different locations on and/or around each battery cell to better estimate the electrolyte temperature. In some embodiments a sensor may be installed within the cell for a more accurate electrolyte temperature. Temperature measurements may also be made over long time intervals to better estimate the electrolyte temperature. During the modeling process, ohmic value data may be discarded where excessive temperature variations are observed.

[0048] Temperature and ohmic value measurements and their associated profiles may be carried forward to future battery installations. Ohmic value measurements and or associated alarm thresholds may also be adjusted based on individual customer requirements. In some embodiments, the ohmic value measurement may routinely be made at the same electrolyte

temperature from the break-in period through service life to avoid the need to compensate for temperature variations.

[0049] FIG. 1 depicts a block diagram illustrating a system 100 in accordance with embodiments of the present disclosure. The system includes a computing device 102 that is configured to receive a temperature measurement from an ambient temperature sensor 104 that is collocated with at least one battery cell 106. The computing device 102 is also configured to receive a negative post temperature measurement and an ohmic value measurement from a battery post temperature sensor and ohmic value measurement device 108. In some embodiments, the battery post temperature sensor and ohmic value measurement device 108 may be two devices.

[0050] To measure an ohmic value of the battery cell 106, the battery post temperature sensor and ohmic value measurement device 108 may induce a current either DC or at a predetermined frequency for a predetermined period of time while measuring a voltage across the battery cell 106 filtered to the predetermined frequency. In some embodiments, the battery post temperature sensor and ohmic value measurement device 108 may utilize separate current and voltage leads to increase the accuracy of the ohmic value measurement.

[0051] The ambient temperature sensor 104 and the battery post temperature sensor and ohmic value measurement device 108 may be configured to communicate with the computing device 102 over a fiber optic network. Multiple sensors may be configured with optic fibers as a loop, linear, or tree configuration to form the fiber optic network. In other embodiments, the network may be an electrical network such as an RS-485 network. In further embodiments, the network may be a wireless network. The wireless network may include 2G, 3G, 4G, and/or 5G technologies. In other embodiments the wireless network may include Wi-Fi technologies such as 802.11a, 802.11b/g/n, and/or 802.11ac circuitry. The wireless network may also include wireless personal area network (WPAN) technologies such as ZigBee® and/or Bluetooth® technologies. In some embodiments (not shown in FIG. 1), a sensor aggregation device may be configured between the ambient temperature sensor 104, the battery post temperature sensor and ohmic value measurement device 108, and the computing device 102. The sensor aggregation device may communicate with the computing device 102 over a local area network (LAN) and/or a wide area network (WAN). The WAN may include the Internet.

[0052] The computing device 102 is further configured to communicate with a GUI 110 and a battery log 112. The battery log 112 and GUI 110 are configured to receive measurements and state-of-health status of at least the battery cell 106. In some embodiments, the battery log 112 may store one of more profiles for the battery cell 106. The one of more profiles may be initially provided by a manufacturer of the battery cell 106 and/or developed through measurement over a break-in period after installation of the battery cell 106 and/or from one or more previous installations using the same or similar battery type.

[0053] The GUI 110 may be provided by a personal computer, a laptop, a tablet, or the like. The GUI may be further provided by a web browser such as a Microsoft Internet Explorer® browser, a Microsoft Edge® browser, an Apple Safari® browser, a Google Chrome® browser, a Mozilla Firefox® browser, an Opera® browser, or the like. In other embodiments, the GUI may be further provided by a dedicated application developed specifically for battery monitoring systems.

[0054] The battery log 112 may be integrated with the computing device and/or may be implemented as a database hosted on a different computing device. For example, the database may be an open source database such as the MongoDB® database, the PostgreSQL® database, or the like.

[0055] The computing device 102 may be provided by a server and may be implemented within a cloud computing environment such as the Microsoft Azure®, the Amazon Web Services® (AWS), or the like cloud computing data center environments. The computing device may be implemented as a virtual server such as an Ubuntu® server. The server may also be configured to be hosted within a virtual container. For example, the virtual container may be the Docker® virtual container or the like. In some embodiments, the virtual server and/or virtual container may be distributed over a plurality of hardware servers using hypervisor technology.

[0056] In other embodiments, the computing device 102 may be a personal computer, a microcontroller, a proportional-integral-derivative (PID) controller, or any suitable processing device. The GUI 110 and the computing device 102 may be integrated as one device. The GUI 110 and the battery log 112 may communicate with the computing device 102 over a network with one or more network interfaces (not shown in Figure 1). The one or more network interfaces may be one or more WAN interfaces, LAN interfaces, wired

interfaces, wireless interfaces, and/or optical interfaces. Additionally, the one or more network interfaces may use one or more transfer protocols such as a hypertext transfer protocol (HTTP) session, an HTTP secure (HTTPS) session, a secure sockets layer (SSL) protocol session, a transport layer security (TLS) protocol session, a datagram transport layer security (DTLS) protocol session, a file transfer protocol (FTP) session, a user datagram protocol (UDP), a transport control protocol (TCP), or a remote direct memory access (RDMA) transfer protocol. In some embodiments, one or more of the network interfaces may be configured to communicate over the Internet.

[0057] FIG. 2 depicts a graph 200 illustrating ohmic value (y) measured over temperature (x) for the EnerSys® EC-13M 525 amp hour battery cell in accordance with embodiments of the present disclosure. The measurements may be approximated via a simple linear regression with the following equation:

$$y = -1.1465x + 302.82$$

[0058] When the ohmic value measurements are normalized to 77 ° Fahrenheit an accuracy of approximately two percent is maintained as illustrated in TABLE I.

TABLE I

C	F	Ohmic	calculated	Normalised Ohmic at 77 F	Error	Error
3	37	260	260	212	2	1.2%
5	41	256	256	213	3	1.3%
6	43	257	254	216	6	2.8%
9	48	249	248	214	4	2.1%
13	55	242	239	216	6	2.9%
16	61	231	233	212	2	0.7%
19	66	222	227	209	-1	-0.5%
25	77	210	215	210	0	0.0%
29	84	203	206	212	2	0.8%
37	99	197	190	223	13	6.2%
	spread	63				
	% change	32%				

[0059] FIG. 3 depicts a graph 300 illustrating ohmic value (y) measured over temperature (x) for the EnerSys® 3CC-7M 150 amp hour battery cell in accordance with embodiments of the present disclosure. The measurements may be approximated via a simple linear regression with the following equation:

$$y = -5.1174x + 1185.7$$

[0060] TABLE II provides example ohmic value measurements and normalizations for a string of battery cells at various temperatures.

TABLE II

date	F	Average Ohmic for the String	Average Ohmic Normalized to 50F
12/4/2017 0:00	60	884	935
12/5/2017 0:00	67	858	945
12/6/2017 0:00	66	858	940
12/7/2017 0:00	44	960	929
12/8/2017 0:00	44	967	936
12/9/2017 0:00	35	1019	943
12/10/2017 0:00	37	992	926
12/11/2017 0:00	43	954	918
12/12/2017 0:00	55	902	927
12/13/2017 0:00	50	913	913
12/14/2017 0:00	46	935	915
12/15/2017 0:00	51	915	920
12/16/2017 0:00	43	953	917
12/17/2017 0:00	52	919	929
12/18/2017 0:00	65	857	933
12/19/2017 0:00	64	864	936
12/20/2017 0:00	67	841	928
12/21/2017 0:00	64	845	916
12/22/2017 0:00	63	883	950
12/23/2017 0:00	69	837	934
12/24/2017 0:00	60	864	915
12/25/2017 0:00	55	896	922
12/26/2017 0:00	42	964	923
12/27/2017 0:00	51	933	938
12/28/2017 0:00	43	961	925
12/29/2017 0:00	45	966	940
12/30/2017 0:00	41	961	915
12/31/2017 0:00	51	925	930
1/1/2018 0:00	35	1003	926
1/2/2018 0:00	30	1074	930
variation		237	41
		27%	4%

[0061] FIG. 4 depicts a graph 400 illustrating ohmic value (y) measured over temperature (x) for another battery cell in accordance with embodiments of the present disclosure. The measurements may be approximated via a simple linear regression with the following equation:

$$y = -0.9039x + 328.8$$

[0062] FIG. 5 depicts a chart 500 illustrating environmental changes or temperature, humidity, and dew point over time for a non-climate controlled environment for housing battery cells in accordance with embodiments of the present disclosure.

[0063] TABLE III provides an example of average ohmic value measurements over several days and temperatures for a string of 60 battery cells. The associated normalized ohmic values show the impact of temperature compensation on a state-of-health determination based on ohmic value.

TABLE III

date	temp F	Average Ohmic of the String	Normalised to 77 F Ohmic
3/15/2018 0:00	62	273	261
3/16/2018 0:00	61	274	261
3/17/2018 0:00	63	272	260
3/18/2018 0:00	69	266	260
3/19/2018 0:00	71	264	259
3/20/2018 0:00	73	263	260
3/21/2018 0:00	73	264	261
3/22/2018 0:00	68	268	261
3/23/2018 0:00	65	271	261
3/24/2018 0:00	64	271	261
3/25/2018 0:00	70	265	259
3/26/2018 0:00	72	263	259
3/27/2018 0:00	62	272	260
Variation		12	3
		5%	1%

[0064] FIG. 6 depicts a block diagram illustrating components of a server 600 in accordance with embodiments of the present disclosure. The server 600 may be configured to provide the computing device 102 of FIG. 1. The server 600 may include at least one of a processor 602, a main memory 604, a database 606, an enterprise network interface 608, and an administration user interface (UI) 610.

[0065] The processor 602 may be a multi-core server class processor suitable for hardware virtualization. The processor may support at least a 64-bit architecture and a single instruction multiple data (SIMD) instruction set. The main memory 604 may include a combination of volatile memory (e.g. random access memory) and non-volatile memory (e.g. flash memory). The database 606 may include one or more hard drives. The database 606 may provide the battery log 112 of FIG. 1.

[0066] The enterprise network interface 608 may provide one or more high-speed communication ports to enterprise switches, routers, and/or network storage appliances. The enterprise network interface 608 may include high-speed optical Ethernet, InfiniBand (IB), Internet Small Computer System Interface iSCSI, and/or Fibre Channel interfaces. The administration UI may support local and/or remote configuration of the server 600 by a network administrator. The server 600, when configured as the computing device 102, is transformed to provide a machine that solves the problem to better determine the state-of-health of battery systems over extended temperature ranges.

[0067] FIG. 7 depicts a block diagram illustrating a personal computer 700 in accordance with embodiments of the present disclosure. The personal computer 700 may be configured to provide the computing device 102 and/or the GUI 110 of FIG. 1. The personal computer 700 may include at least a processor 704, a memory 706, a display 708, a user interface (UI) 710, and a network interface 712. The personal computer 700 may include an operating system such as a Windows® OS, a Macintosh® OS, a Linux® OS, or the like. The memory 706 may include a combination of volatile memory (e.g. random access memory) and non-volatile memory (e.g. solid state drive and/or hard drives). The display 708 may be an external display (e.g. computer monitor) or internal display (e.g. laptop). The UI 710 may include a keyboard, and a pointing device (e.g. mouse). The network interface 712 may be a wired Ethernet interface or a Wi-Fi interface. The personal computer 700 may be configured to access the server 600 of FIG.6 and/or remote memory (e.g. network storage and/or cloud

storage) via the network interface 712. The personal computer 700, when configured as the computing device 102, is transformed to provide a machine that solves the problem to better determine the state-of-health of battery systems over extended temperature ranges.

[0068] As will be appreciated by one skilled in the art, aspects of the present invention may be embodied as a system, method or computer program product. Accordingly, aspects of the present invention may take the form of an entirely hardware embodiment, an entirely software embodiment (including firmware, resident software, micro-code, etc.) or an embodiment combining software and hardware aspects that may all generally be referred to herein as a “circuit,” “module” or “system.” Furthermore, aspects of the present invention may take the form of a computer program product embodied in one or more computer readable medium(s) having computer readable program code embodied thereon.

[0069] Any combination of one or more computer readable medium(s) may be utilized. The computer readable medium may be a computer readable signal medium or a computer readable storage medium (including, but not limited to, non-transitory computer readable storage media). A computer readable storage medium may be, for example, but not limited to, an electronic, magnetic, optical, electromagnetic, infrared, or semiconductor system, apparatus, or device, or any suitable combination of the foregoing. More specific examples (a non-exhaustive list) of the computer readable storage medium would include the following: an electrical connection having one or more wires, a portable computer diskette, a hard disk, a random access memory (RAM), a read-only memory (ROM), an erasable programmable read-only memory (EPROM or Flash memory), a portable compact disc read-only memory (CD-ROM), an optical storage device, a magnetic storage device, or any suitable combination of the foregoing. In the context of this document, a computer readable storage medium may be any tangible medium that can contain, or store a program for use by or in connection with an instruction execution system, apparatus, or device.

[0070] A computer readable signal medium may include a propagated data signal with computer readable program code embodied therein, for example, in baseband or as part of a carrier wave. Such a propagated signal may take any of a variety of forms, including, but not limited to, electro-magnetic, optical, or any suitable combination thereof. A computer readable signal medium may be any computer readable medium that is not a computer

readable storage medium and that can communicate, propagate, or transport a program for use by or in connection with an instruction execution system, apparatus, or device.

[0071] Program code embodied on a computer readable medium may be transmitted using any appropriate medium, including but not limited to wireless, wireline, optical fiber cable, RF, etc., or any suitable combination of the foregoing.

[0072] Computer program code for carrying out operations for aspects of the present invention may be written in any combination of one or more programming languages, including object oriented and/or procedural programming languages. For example, programming languages may include, but are not limited to: Ruby, JavaScript, Java, Python, Ruby, PHP, C, C++, C#, Objective-C, Go, Scala, Swift, Kotlin, OCaml, or the like.

[0073] Aspects of the present invention are described above with reference to flowchart illustrations and/or block diagrams of methods, apparatus (systems) and computer program products according to embodiments of the invention. It will be understood that each block of the flowchart illustrations and/or block diagrams, and combinations of blocks in the flowchart illustrations and/or block diagrams, can be implemented by computer program instructions.

[0074] These computer program instructions may be provided to a processor of a general purpose computer, special purpose computer, or other programmable data processing apparatus to produce a machine, such that the instructions, which execute via the processor of the computer or other programmable data processing apparatus, create means for implementing the functions/acts specified in the flowchart and/or block diagram block or blocks.

[0075] These computer program instructions may also be stored in a computer readable medium that can direct a computer, other programmable data processing apparatus, or other devices to function in a particular manner, such that the instructions stored in the computer readable medium produce an article of manufacture including instructions which implement the function/act specified in the flowchart and/or block diagram block or blocks.

[0076] The computer program instructions may also be loaded onto a computer, other programmable data processing apparatus, or other devices to cause a series of operational steps to be performed on the computer, other programmable apparatus or other devices to

produce a computer implemented process such that the instructions which execute on the computer or other programmable apparatus provide processes for implementing the functions/acts specified in the flowchart and/or block diagram block or blocks.

[0077] The flowchart and block diagrams in the Figures illustrate the architecture, functionality, and operation of possible implementations of systems, methods and computer program products according to various embodiments of the present invention. In this regard, each block in the flowchart or block diagrams may represent a module, segment, or portion of code, which comprises one or more executable instructions for implementing the specified logical function(s). It should also be noted, in some alternative implementations, the functions noted in the block may occur out of the order noted in the figures. For example, two blocks shown in succession may, in fact, be executed substantially concurrently, or the blocks may sometimes be executed in the reverse order, depending upon the functionality involved. It will also be noted that each block of the block diagrams and/or flowchart illustration, and combinations of blocks in the block diagrams and/or flowchart illustration, can be implemented by special purpose hardware-based systems that perform the specified functions or acts, or combinations of special purpose hardware and computer instructions.

[0078] The terminology used herein is for the purpose of describing particular embodiments only and is not intended to be limiting of the invention. As used herein, the singular forms “a,” “an” and “the” are intended to include the plural forms as well, unless the context clearly indicates otherwise. It will be further understood that the terms “comprises” and/or “comprising,” when used in this specification, specify the presence of stated features, integers, steps, operations, elements, and/or components, but do not preclude the presence or addition of one or more other features, integers, steps, operations, elements, components, and/or groups thereof.

[0079] The corresponding structures, materials, acts, and equivalents of all means or step plus function elements in the claims below are intended to include any structure, material, or act for performing the function in combination with other claimed elements as specifically claimed. The description of the present invention has been presented for purposes of illustration and description, but is not intended to be exhaustive or limited to the invention in the form disclosed. Many modifications and variations will be apparent to those of ordinary skill in the art without departing from the scope and spirit of the invention. The embodiment

was chosen and described in order to best explain the principles of the invention and the practical application, and to enable others of ordinary skill in the art to understand the invention for various embodiments with various modifications as are suited to the particular use contemplated.

[0080] The descriptions of the various embodiments of the present invention have been presented for purposes of illustration, but are not intended to be exhaustive or limited to the embodiments disclosed. Many modifications and variations will be apparent to those of ordinary skill in the art without departing from the scope and spirit of the described embodiments. The terminology used herein was chosen to best explain the principles of the embodiments, the practical application or technical improvement over technologies found in the marketplace, or to enable others of ordinary skill in the art to understand the embodiments disclosed herein.

CLAIMS

What is claimed is:

1. A method implemented on at least one computing device for determining a battery cell state-of-health status; the method comprising:
 - receiving first measured temperature data associated with a first battery cell;
 - receiving first measured ohmic value data associated with the first battery cell and the first measured temperature data;
 - determining a first estimated battery cell electrolyte temperature based on the first measured temperature data;
 - determining a first normalized ohmic value based at least partially on the first measured ohmic value data and the first estimated battery cell electrolyte temperature, wherein the first normalized ohmic value is related to a normalized temperature; and
 - transmitting, to at least one of a graphical user interface (GUI) and a battery log, an indication of a state-of-health of the first battery cell based upon the first normalized ohmic value being greater than a normalized maximum ohmic value, wherein the normalized maximum ohmic value is indicative of an abnormal state-of-health of the first battery cell for the normalized temperature.
2. The method of claim 1, wherein the first battery cell is a lead acid battery cell implemented in a battery container.
3. The method of claim 2, wherein the first measured temperature data comprises first ambient air temperature data and first negative post temperature data associated with the first battery cell.
4. The method of claim 3, wherein the first measured temperature data is collected over a least a four hour interval.
5. The method of claim 1, wherein determining the first normalized ohmic value is further based on a temperature coefficient, and a delta of the first estimated battery cell electrolyte temperature and the normalized temperature.

6. The method of claim 5, wherein the temperature coefficient is a value between -0.9 and -2.0 micro-ohms per degree Fahrenheit.
7. The method of claim 5, wherein the temperature coefficient is determined by the computing device during a battery break-in period.
8. The method of claim 7, wherein the battery break-in period is less than six months after initial battery cell installation.
9. The method of claim 7, wherein the temperature coefficient is further determined by the computing device over an ambient temperature range greater than 40 degrees Fahrenheit.
10. The method of claim 5 further comprising receiving a first battery type and the temperature coefficient is based upon the first battery type.
11. The method of claim 1, wherein the first normalized ohmic value is determined using an algorithm including, a first battery type associated with the first battery cell, and a delta of the first estimated battery cell electrolyte temperature and the normalized temperature.
12. The method of claim 11, wherein the algorithm includes at least one of a sigmoid function, a linear function, a quadratic function, a power function, a polynomial function, a rational function, an exponential function, a logarithmic function, and a sinusoidal function.
13. The method of claim 11, wherein the algorithm is implemented using a lookup table.
14. The method of claim 1, wherein the normalized temperature is between 70 and 80 degrees Fahrenheit.
15. The method of claim 1, wherein determining the first normalized ohmic value is further based at least partially upon an age of the first battery cell.

16. The method of claim 1, wherein the normalized maximum ohmic value is adjusted based upon at least one an age of the first battery cell and a specific gravity of the first battery cell.
17. The method of claim 1 further comprising receiving second measured temperature data associated with a second battery cell that is collocated with the first battery cell; and determining the first estimated battery cell electrolyte temperature is further based on the second measured temperature data associated with the second battery cell.
18. The method of claim 17, wherein the second measured temperature data includes second negative post temperature data associated with the second battery cell.
19. The method of claim 18, wherein the second measured temperature data includes second ambient air temperature data associated with the second battery cell.
20. The method of claim 17, wherein the second battery cell is electrically coupled in series with the first battery cell.
21. The method of claim 1 further comprising:
 - receiving second measured temperature data associated with a second battery cell;
 - receiving second measured ohmic value data associated with the second battery cell and the second measured temperature data;
 - determining a second estimated battery cell electrolyte temperature based on the first measured temperature data and the second measured temperature data;
 - determining a second normalized ohmic value based at least partially on the first measured ohmic value data and the second estimated battery cell electrolyte temperature, wherein the second normalized ohmic value is related to the normalized temperature; and
 - transmitting, to at least one of the GUI and the battery log, an indication of a state-of-health of the second battery cell based upon the second normalized ohmic value being greater than the normalized maximum ohmic value and the first normalized ohmic value being less than the normalized maximum ohmic value.

22. The method of claim 1, wherein determining the first normalized ohmic value is further based on determining a steady-state temperature status using a known thermal mass of the first battery cell.

23. The method of claim 1, wherein the first measured ohmic value data associated with the first battery cell and the first measured temperature data is based on a predetermined temperature value and a known temperature coefficient for the predetermined temperature value.

24. A computing device for determining a battery cell state-of-health status, the computing device comprising:

a memory; and

at least one processor configured for:

receiving first measured temperature data associated with a first battery cell;

receiving first measured ohmic value data associated with the first battery cell and the first measured temperature data;

determining a first estimated battery cell electrolyte temperature based upon the first measured temperature data;

determining a first normalized ohmic value based at least partially upon the first measured ohmic value data and the first estimated battery cell electrolyte temperature, wherein the first normalized ohmic value is related to a normalized temperature; and

transmitting, to at least one of a graphical user interface (GUI) and a battery log, an indication of a state-of-health of the first battery cell based upon the first normalized ohmic value being greater than a normalized maximum ohmic value, wherein the normalized maximum ohmic value is indicative of an abnormal state-of-health of the first battery cell for the normalized temperature.

25. A non-transitory computer-readable storage medium, the non-transitory computer-readable storage medium storing instructions to be implemented on at least one computing device including at least one processor, the instructions when executed by the at least one processor cause the at least one computing device to perform a method of:

receiving first measured temperature data associated with a first battery cell;

receiving first measured ohmic value data associated with the first battery cell and the first measured temperature data;

determining a first estimated battery cell electrolyte temperature based upon the first measured temperature data;

determining a first normalized ohmic value based at least partially upon the first measured ohmic value data and the first estimated battery cell electrolyte temperature, wherein the first normalized ohmic value is related to a normalized temperature; and

transmitting, to at least one of a graphical user interface (GUI) and a battery log, an indication of a state-of-health of the first battery cell based upon the first normalized ohmic value being greater than a normalized maximum ohmic value, wherein the normalized maximum ohmic value is indicative of an abnormal state-of-health of the first battery cell for the normalized temperature.

26. A method implemented on at least one computing device for determining a battery cell state-of-health status; the method comprising:

receiving first measured temperature data associated with a first battery cell;

receiving a first measured ohmic value associated with the first battery cell and the first measured temperature data;

determining a first estimated battery cell electrolyte temperature based upon the first measure temperature data;

transmitting, to at least one of a graphical user interface (GUI) and a battery log, an indication of a state-of-health of the first battery cell based upon the first measured ohmic value being greater than a temperature compensated maximum ohmic value, wherein:

the temperature compensated maximum ohmic value is derived from a normalized maximum ohmic value for a normalized temperature; and

the normalized maximum ohmic value is indicative of an abnormal state-of-health of the first battery cell for the normalized temperature.

27. A computing device for determining a battery cell state-of-health status, the computing device comprising:

a memory; and

at least one processor configured for:

receiving first measured temperature data associated with a first battery cell;

receiving a first measured ohmic value associated with the first battery cell and the first measured temperature data;

determining a first estimated battery cell electrolyte temperature based upon the first measure temperature data;

transmitting, to at least one of a graphical user interface (GUI) and a battery log, an indication of a state-of-health of the first battery cell based upon the first measured ohmic value being greater than a temperature compensated maximum ohmic value, wherein:

the temperature compensated maximum ohmic value is derived from a normalized maximum ohmic value for a normalized temperature; and

the normalized maximum ohmic value is indicative of an abnormal state-of-health of the first battery cell for the normalized temperature.

28. A non-transitory computer-readable storage medium, the non-transitory computer-readable storage medium storing instructions to be implemented on at least one computing device including at least one processor, the instructions when executed by the at least one processor cause the at least one computing device to perform a method of:

receiving first measured temperature data associated with a first battery cell;

receiving a first measured ohmic value associated with the first battery cell and the first measured temperature data;

determining a first estimated battery cell electrolyte temperature based upon the first measure temperature data;

transmitting, to at least one of a graphical user interface (GUI) and a battery log, an indication of a state-of-health of the first battery cell based upon the first measured ohmic value being greater than a temperature compensated maximum ohmic value, wherein:

the temperature compensated maximum ohmic value is derived from a normalized maximum ohmic value for a normalized temperature; and

the normalized maximum ohmic value is indicative of an abnormal state-of-health of the first battery cell for the normalized temperature.

29. A method implemented on at least one computing device for determining a battery container state-of-health status; the method comprising:

receiving first measured temperature data associated with a first battery container;

receiving first measured ohmic value data associated with the first battery container and the first measured temperature data;

determining a first estimated battery container electrolyte temperature based on the first measured temperature data;

determining a first normalized ohmic value based at least partially on the first measured ohmic value data and the first estimated battery container electrolyte temperature, wherein the first normalized ohmic value is related to a normalized temperature; and

transmitting, to at least one of a graphical user interface (GUI) and a battery log, an indication of a state-of-health of the first battery container based upon the first normalized ohmic value being greater than a normalized maximum ohmic value, wherein the normalized maximum ohmic value is indicative of an abnormal state-of-health of the first battery container for the normalized temperature.

30. A computing device for determining a battery container state-of-health status, the computing device comprising:

a memory; and

at least one processor configured for:

receiving first measured temperature data associated with a first battery container;

receiving first measured ohmic value data associated with the first battery container and the first measured temperature data;

determining a first estimated battery container electrolyte temperature based upon the first measured temperature data;

determining a first normalized ohmic value based at least partially upon the first measured ohmic value data and the first estimated battery container electrolyte temperature, wherein the first normalized ohmic value is related to a normalized temperature; and

transmitting, to at least one of a graphical user interface (GUI) and a battery log, an indication of a state-of-health of the first battery container based upon the first normalized ohmic value being greater than a normalized maximum ohmic value, wherein the normalized maximum ohmic value is indicative of an abnormal state-of-health of the first battery container for the normalized temperature.

31. A non-transitory computer-readable storage medium, the non-transitory computer-readable storage medium storing instructions to be implemented on at least one computing device including at least one processor, the instructions when executed by the at least one processor cause the at least one computing device to perform a method of:

receiving first measured temperature data associated with a first battery container;

receiving first measured ohmic value data associated with the first battery container and the first measured temperature data;

determining a first estimated battery container electrolyte temperature based upon the first measured temperature data;

determining a first normalized ohmic value based at least partially upon the first measured ohmic value data and the first estimated battery container electrolyte temperature, wherein the first normalized ohmic value is related to a normalized temperature; and

transmitting, to at least one of a graphical user interface (GUI) and a battery log, an indication of a state-of-health of the first battery container based upon the first normalized ohmic value being greater than a normalized maximum ohmic value, wherein the normalized maximum ohmic value is indicative of an abnormal state-of-health of the first battery container for the normalized temperature.

32. A method implemented on at least one computing device for determining a battery container state-of-health status; the method comprising:

receiving first measured temperature data associated with a first battery container;

receiving a first measured ohmic value associated with the first battery container and the first measured temperature data;

determining a first estimated battery container electrolyte temperature based upon the first measure temperature data;

transmitting, to at least one of a graphical user interface (GUI) and a battery log, an indication of a state-of-health of the first battery container based upon the first measured ohmic value being greater than a temperature compensated maximum ohmic value, wherein:

the temperature compensated maximum ohmic value is derived from a normalized maximum ohmic value for a normalized temperature; and

the normalized maximum ohmic value is indicative of an abnormal state-of-health of the first battery container for the normalized temperature.

33. A computing device for determining a battery container state-of-health status, the computing device comprising:

a memory; and

at least one processor configured for:

receiving first measured temperature data associated with a first battery container;

receiving a first measured ohmic value associated with the first battery container and the first measured temperature data;

determining a first estimated battery container electrolyte temperature based upon the first measure temperature data;

transmitting, to at least one of a graphical user interface (GUI) and a battery log, an indication of a state-of-health of the first battery container based upon the first measured ohmic value being greater than a temperature compensated maximum ohmic value, wherein:

the temperature compensated maximum ohmic value is derived from a normalized maximum ohmic value for a normalized temperature; and

the normalized maximum ohmic value is indicative of an abnormal state-of-health of the first battery container for the normalized temperature.

34. A non-transitory computer-readable storage medium, the non-transitory computer-readable storage medium storing instructions to be implemented on at least one computing device including at least one processor, the instructions when executed by the at least one processor cause the at least one computing device to perform a method of:

receiving first measured temperature data associated with a first battery container;

receiving a first measured ohmic value associated with the first battery container and the first measured temperature data;

determining a first estimated battery container electrolyte temperature based upon the first measure temperature data;

transmitting, to at least one of a graphical user interface (GUI) and a battery log, an indication of a state-of-health of the first battery container based upon the first measured ohmic value being greater than a temperature compensated maximum ohmic value, wherein:

the temperature compensated maximum ohmic value is derived from a normalized maximum ohmic value for a normalized temperature; and

the normalized maximum ohmic value is indicative of an abnormal state-of-health of the first battery container for the normalized temperature.

35. A method implemented on at least one computing device for determining a battery cell state-of-health status; the method comprising:

receiving first measured temperature data associated with a first battery cell;

upon receiving a measured temperature value matching a predetermined temperature value, initiating a first ohmic value measurement for the first battery cell;

receiving a first measured ohmic value associated with the first ohmic value measurement;

determining a first delta value of the first measured ohmic value and a previously measured ohmic value associated with the predetermined temperature value; and

transmitting, to at least one of a graphical user interface (GUI) and a battery log, an indication of a state-of-health of the first battery cell based upon the first delta value being greater than a maximum delta value, wherein the maximum delta value is indicative of an abnormal state-of-health of the first battery cell for the predetermined temperature value.

36. A computing device for determining a battery container state-of-health status, the computing device comprising:

a memory; and

at least one processor configured for:

receiving first measured temperature data associated with a first battery cell;

upon receiving a measured temperature value matching a predetermined temperature value, initiating a first ohmic value measurement for the first battery cell;

receiving a first measured ohmic value associated with the first ohmic value measurement;

determining a first delta value of the first measured ohmic value and a previously measured ohmic value associated with the predetermined temperature value; and

transmitting, to at least one of a graphical user interface (GUI) and a battery log, an indication of a state-of-health of the first battery cell based upon the first delta value being greater than a maximum delta value, wherein the maximum delta value is

indicative of an abnormal state-of-health of the first battery cell for the predetermined temperature value.

37. A non-transitory computer-readable storage medium, the non-transitory computer-readable storage medium storing instructions to be implemented on at least one computing device including at least one processor, the instructions when executed by the at least one processor cause the at least one computing device to perform a method of:

receiving first measured temperature data associated with a first battery cell;

upon receiving a measured temperature value matching a predetermined temperature value, initiating a first ohmic value measurement for the first battery cell;

receiving a first measured ohmic value associated with the first ohmic value measurement;

determining a first delta value of the first measured ohmic value and a previously measured ohmic value associated with the predetermined temperature value; and

transmitting, to at least one of a graphical user interface (GUI) and a battery log, an indication of a state-of-health of the first battery cell based upon the first delta value being greater than a maximum delta value, wherein the maximum delta value is indicative of an abnormal state-of-health of the first battery cell for the predetermined temperature value.

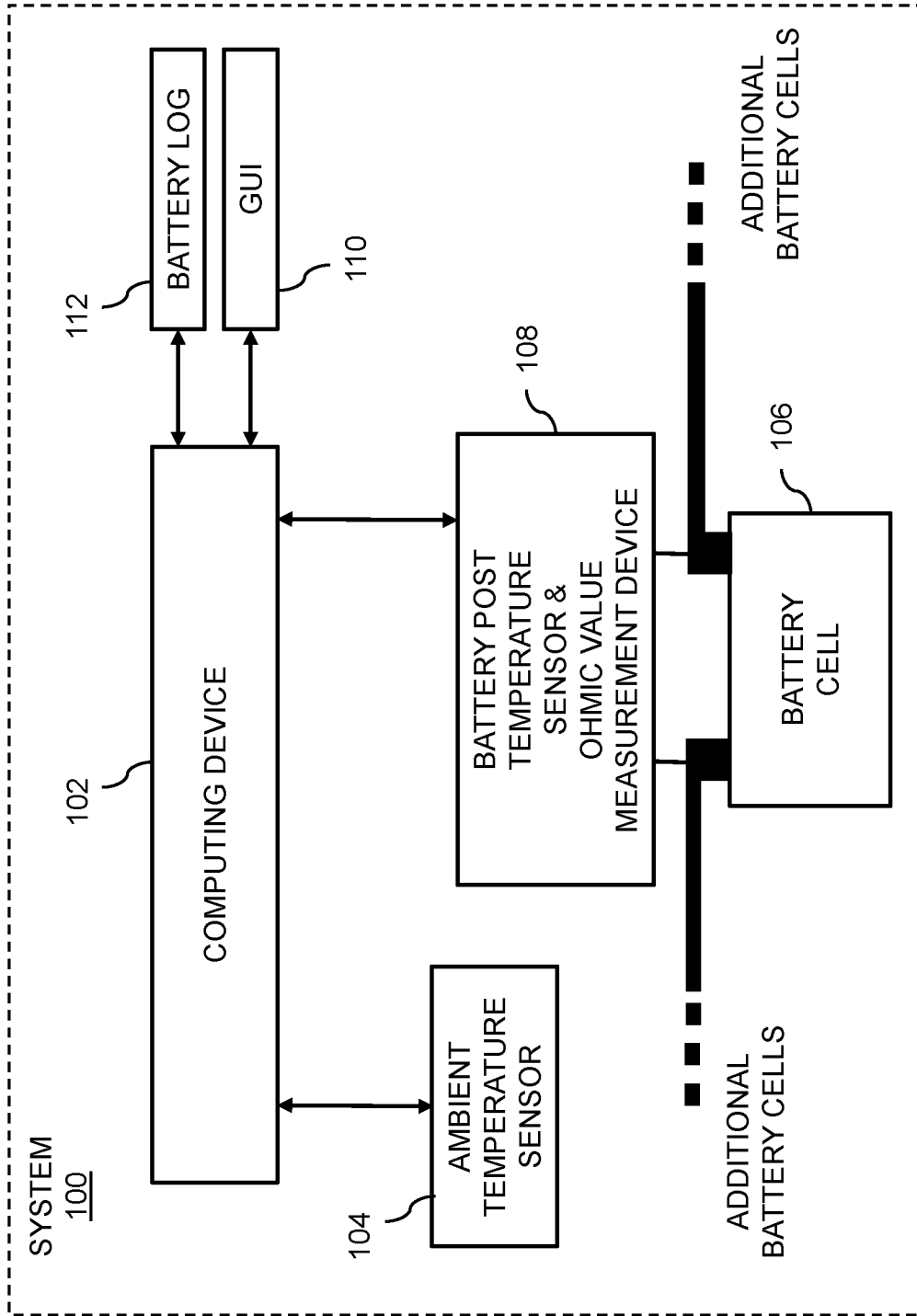


FIG. 1

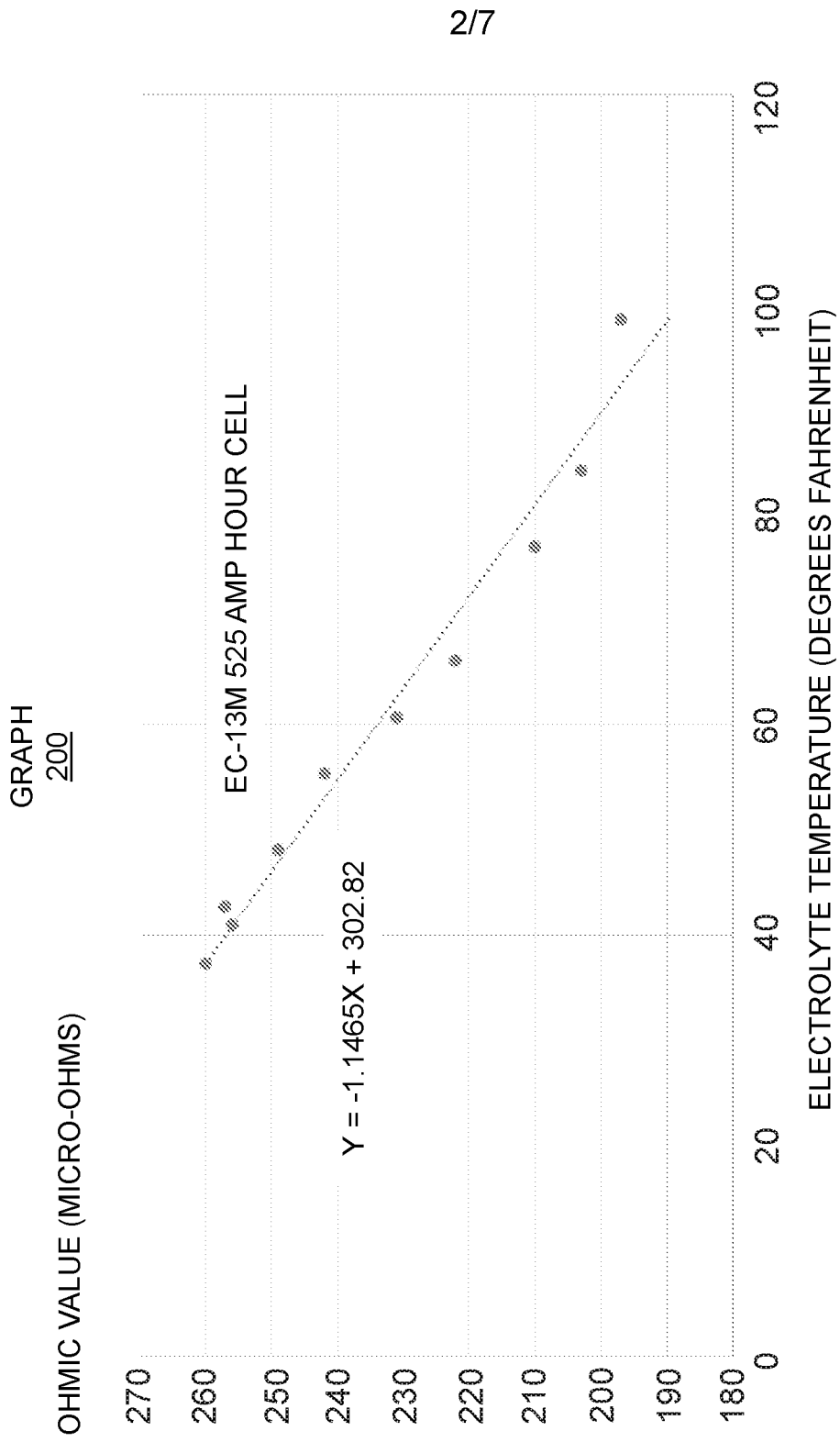


FIG. 2

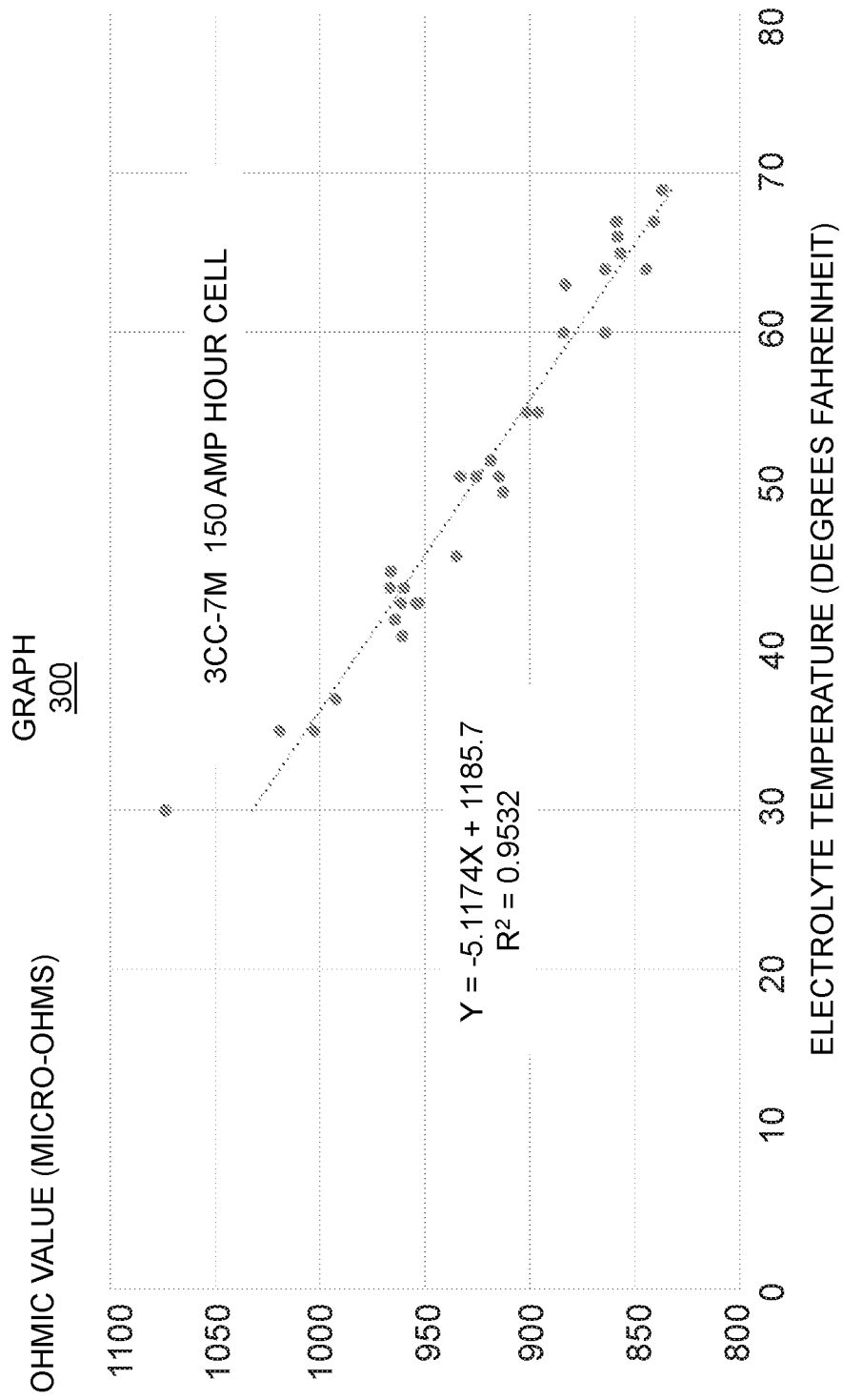


FIG. 3

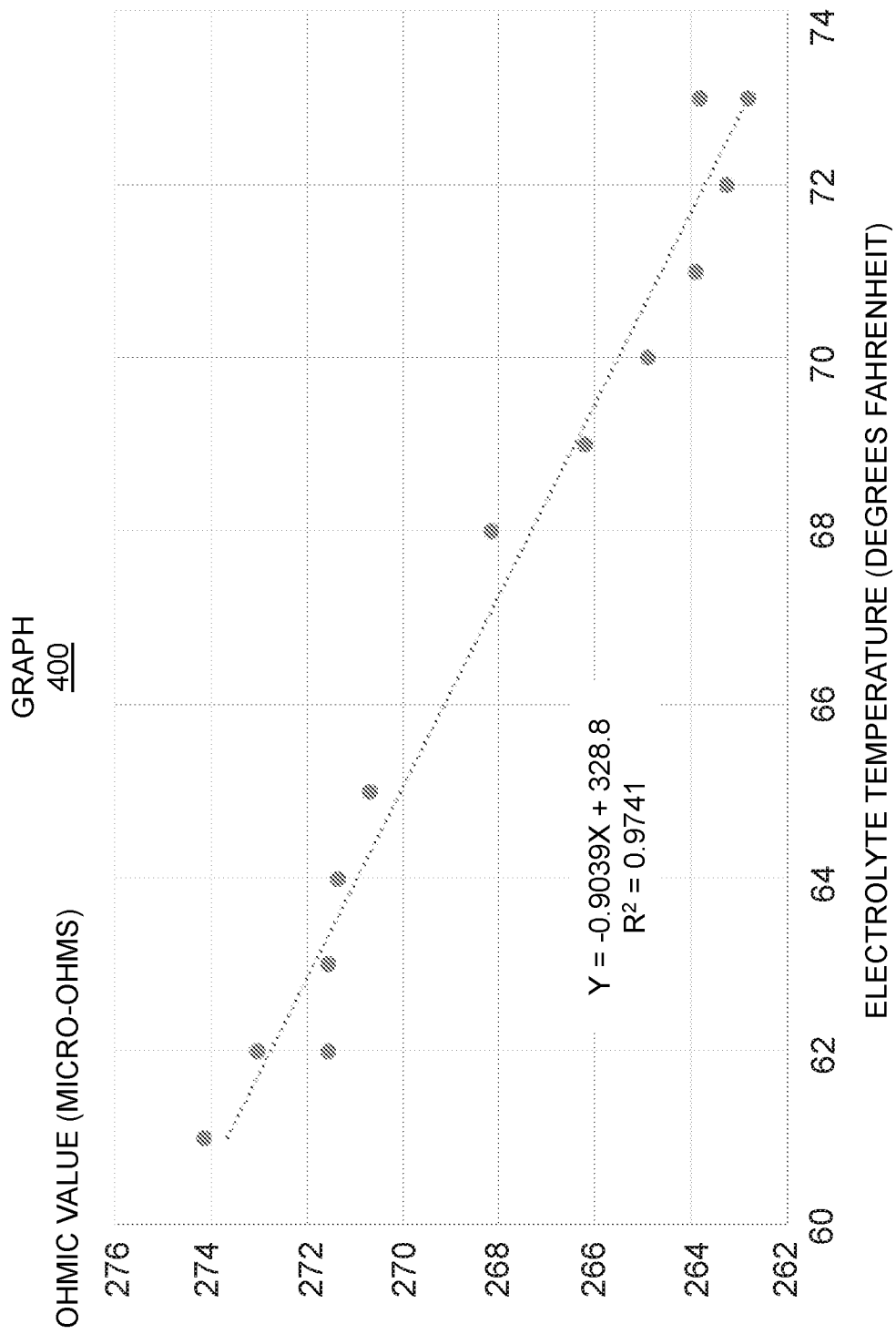


FIG. 4

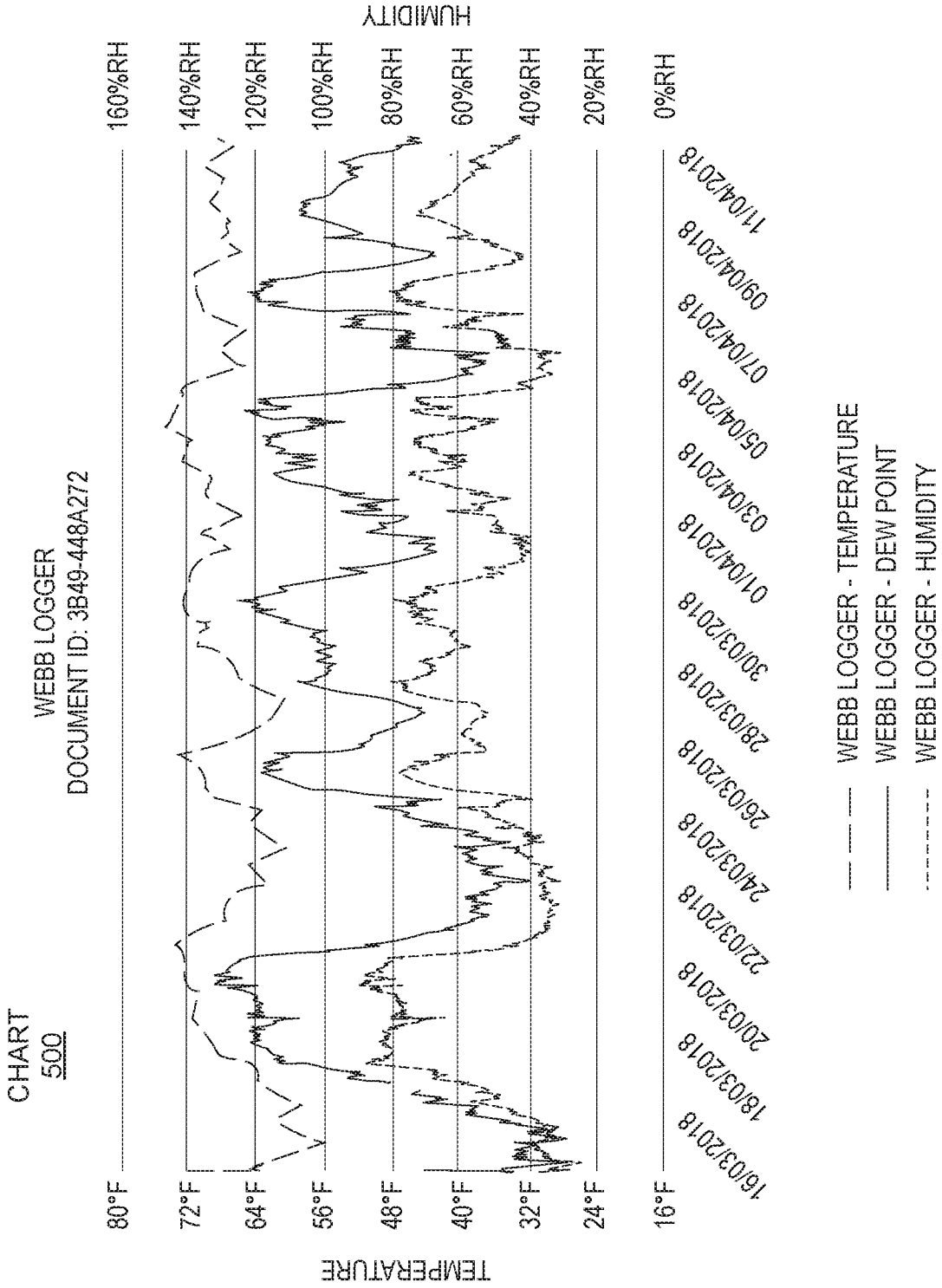


FIG. 5

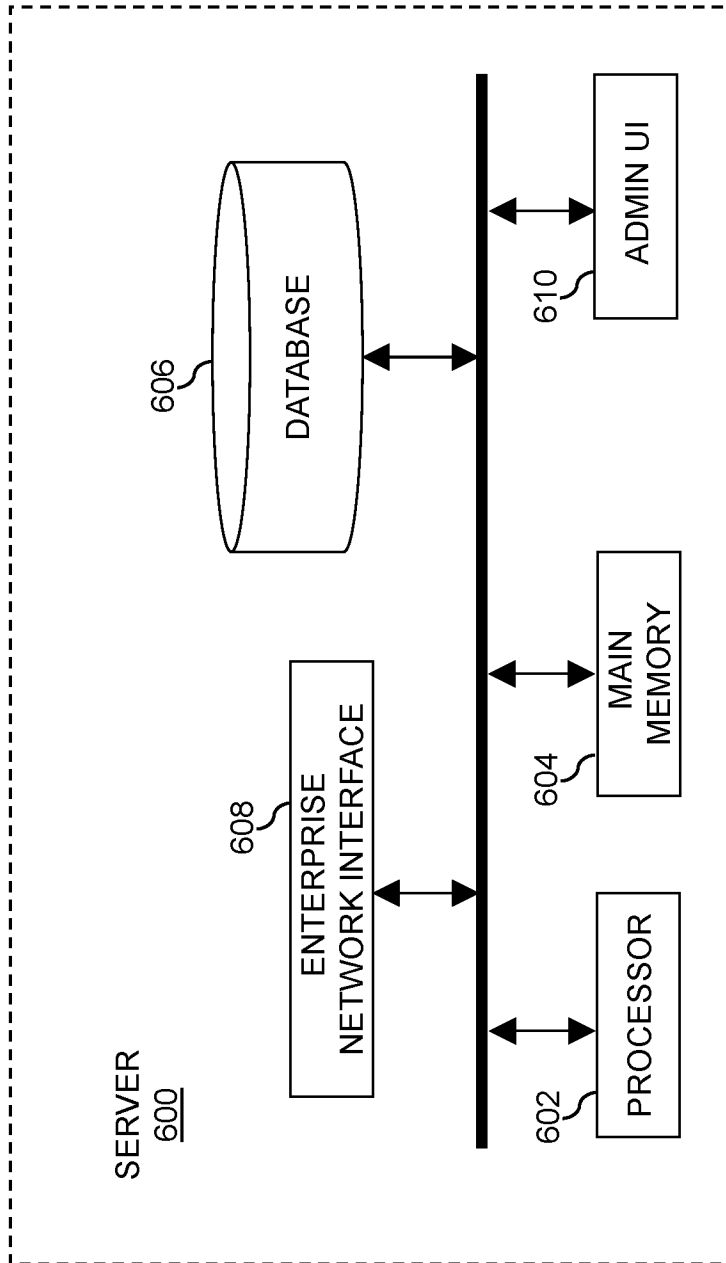


FIG. 6

717

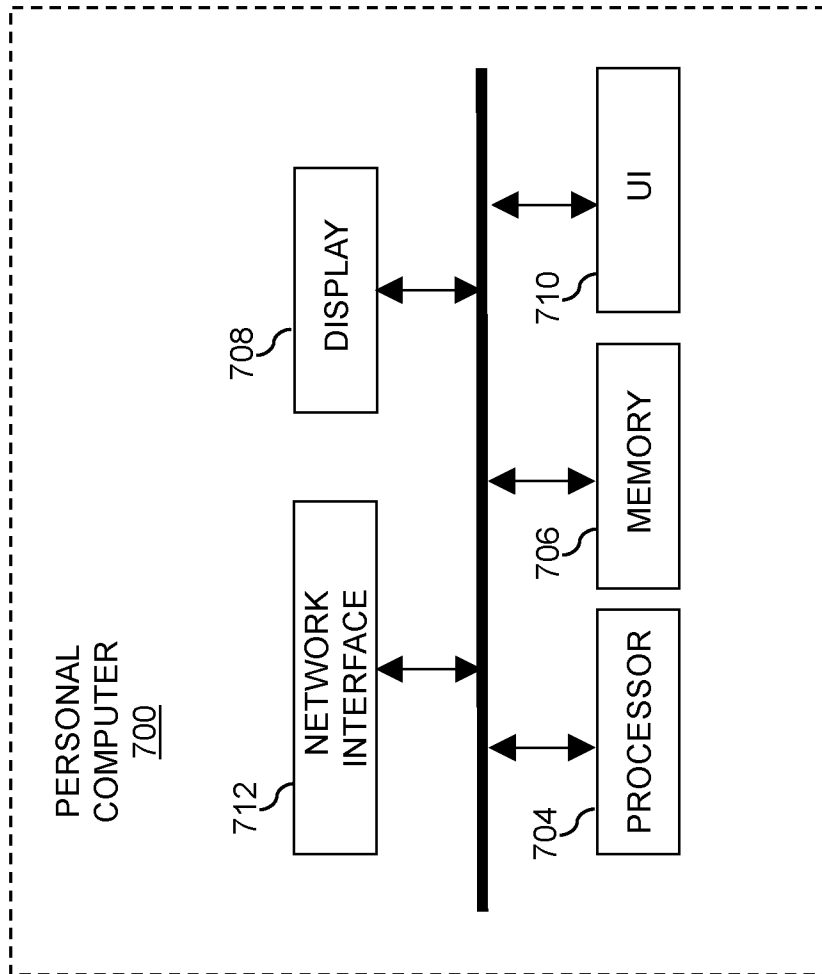


FIG. 7

INTERNATIONAL SEARCH REPORT

International application No.

PCT/US 2019/032153

A. CLASSIFICATION OF SUBJECT MATTER

G01R 31/36 (2019.01)

According to International Patent Classification (IPC) or to both national classification and IPC

B. FIELDS SEARCHED

Minimum documentation searched (classification system followed by classification symbols)

G01R 1/00, 15/00, 17/00, 19/00, 21/00, 27/00, 29/00, 31/00-31/42, 35/00

Documentation searched other than minimum documentation to the extent that such documents are included in the fields searched

Electronic data base consulted during the international search (name of data base and, where practicable, search terms used)

PatSearch (RUPTO internal), USPTO, PAJ, Esp@cenet, DWPI, EAPATIS, PATENTSCOPE, Information Retrieval System of FIPS

C. DOCUMENTS CONSIDERED TO BE RELEVANT

Category*	Citation of document, with indication, where appropriate, of the relevant passages	Relevant to claim No.
Y	US 2016/0380313 A1 (KABUSHIKI KAISHA TOSHIBA) 29.12.2016, abstract, [0021], [0022], [0025], [0027], [0030], [0032], [0053]-[0055], [0062]-[0069], fig. 1-3,12,13	1-37
Y	US 2015/0372317 A1 (THE GILLETTE COMPANY) 24.12.2015, [0007], [0057]-[0059], [0061], fig.2, Table1	1-37
Y	WO 2016/183076 A1 (HINDLE POWER INC.) 17.11.2016, [0003], [0031], [0036], [0062], [0063], [0078], [0093]-[0095], Table 2A,B	2, 5-9, 16, 23
A	US 2009/0224771A1 (LIEBERT CORPORATION) 10.09.2009	1-37

 Further documents are listed in the continuation of Box C. See patent family annex.

* Special categories of cited documents:

"A" document defining the general state of the art which is not considered to be of particular relevance

"E" earlier document but published on or after the international filing date

"L" document which may throw doubts on priority claim(s) or which is cited to establish the publication date of another citation or other special reason (as specified)

"O" document referring to an oral disclosure, use, exhibition or other means

"P" document published prior to the international filing date but later than the priority date claimed

"T" later document published after the international filing date or priority date and not in conflict with the application but cited to understand the principle or theory underlying the invention

"X" document of particular relevance; the claimed invention cannot be considered novel or cannot be considered to involve an inventive step when the document is taken alone

"Y" document of particular relevance; the claimed invention cannot be considered to involve an inventive step when the document is combined with one or more other such documents, such combination being obvious to a person skilled in the art

"&" document member of the same patent family

Date of the actual completion of the international search

05 September 2019 (05.09.2019)

Date of mailing of the international search report

12 September 2019 (12.09.2019)

Name and mailing address of the ISA/RU:
Federal Institute of Industrial Property,
Berezhkovskaya nab., 30-1, Moscow, G-59,
GSP-3, Russia, 125993
Facsimile No: (8-495) 531-63-18, (8-499) 243-33-37

Authorized officer

A. Tatischev

Telephone No. (499) 240-25-91