



US00D346491S

United States Patent [19]

[11] Patent Number: **Des. 346,491**

Shoaf

[45] Date of Patent: **** May 3, 1994**

[54] **COMPUTER CASE**

[76] Inventor: **Michael D. Shoaf**, 1009 N. Hamilton St., High Point, N.C. 27262

[**] Term: **14 Years**

[21] Appl. No.: **932,062**

[22] Filed: **Aug. 19, 1992**

[52] U.S. Cl. **D3/269; D3/289**

[58] **Field of Search** **D3/42, 71, 74, 76, 78, D3/30.1; 190/109, 115, 119, 902, 903, 111, 102, 104; 206/305, 320, 523, 576; D14/100, 111, 116,**
114

[56] **References Cited**

U.S. PATENT DOCUMENTS

D. 287,667	1/1987	Cathcart et al.	D3/42
D. 293,391	12/1987	Preston	D3/71
D. 323,743	2/1992	Disessa et al.	D3/74

D. 324,453	3/1992	Disessa et al.	D3/74
4,837,590	6/1989	Srague	D3/76 X
5,010,988	4/1991	Brown	190/111 X
5,160,001	11/1992	Marceau	190/111 X
5,214,574	5/1993	Chang	206/305 X
5,217,119	6/1993	Hollingsworth	190/111 X

Primary Examiner—Melvin B. Feifer
Assistant Examiner—Paula Mortimer
Attorney, Agent, or Firm—Rhodes Coats & Bennett

[57] CLAIM

The ornamental design for a computer case, as shown and described.

DESCRIPTION

FIG. 1 is a front perspective view of a computer case showing my new design;
FIG. 2 is a side elevational view thereof, the opposite side elevational view being a mirror image, the bottom being plain and unornamented; and,
FIG. 3 is a front elevational view thereof.

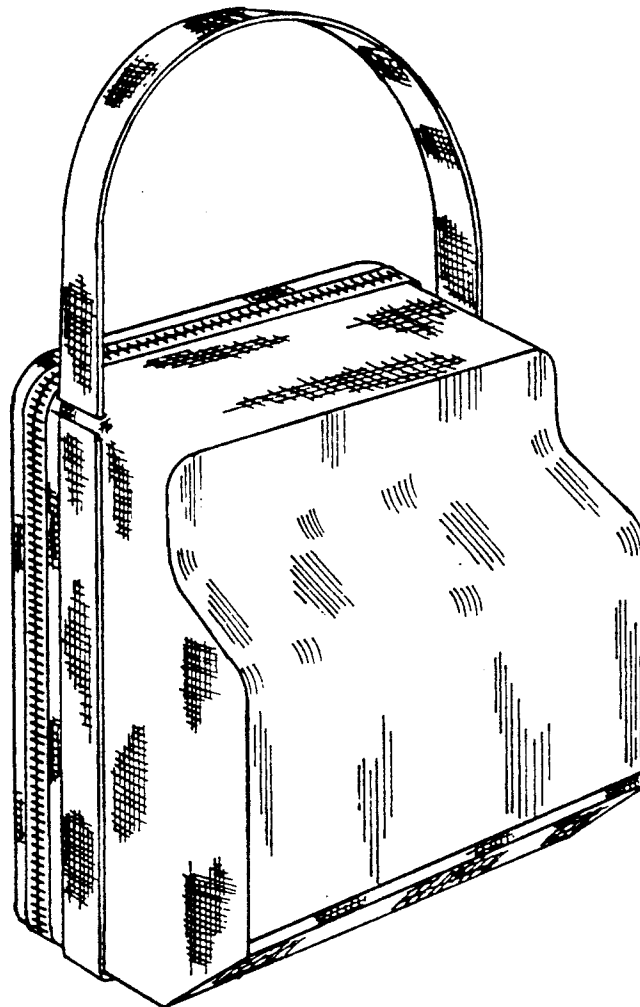


FIG. 3

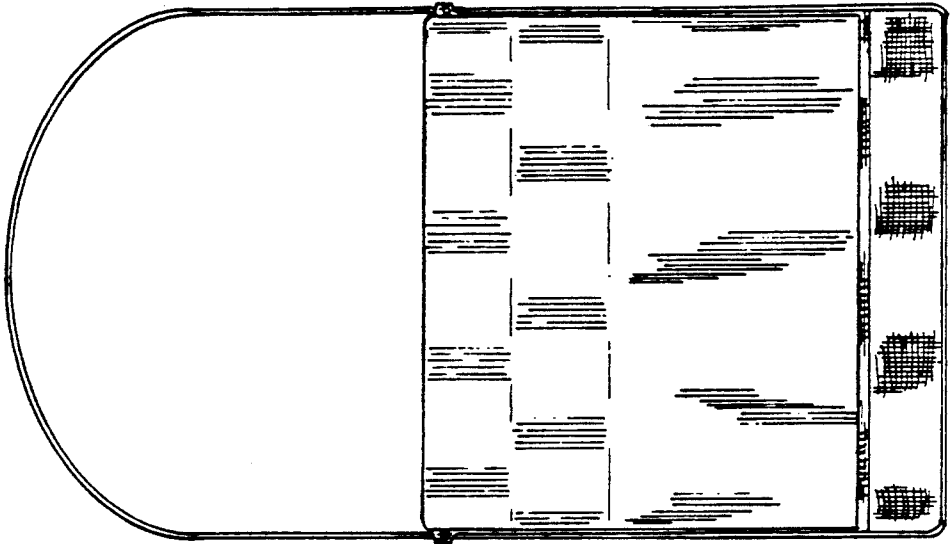


FIG. 2

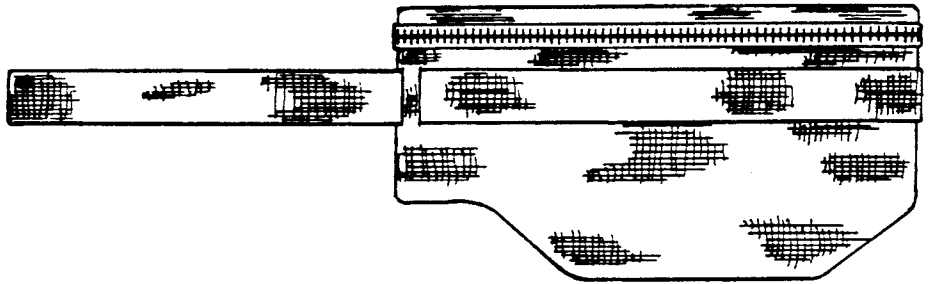


FIG. 1

