



- (51) **International Patent Classification:**  
*C07D 498/04* (2006.01) *A61K 31/4162* (2006.01)
- (21) **International Application Number:**  
PCT/EP2014/054786
- (22) **International Filing Date:**  
12 March 2014 (12.03.2014)
- (25) **Filing Language:** English
- (26) **Publication Language:** English
- (30) **Priority Data:**  
61/779,619 13 March 2013 (13.03.2013) US
- (71) **Applicants:** **F. HOFFMANN-LA ROCHE AG** [CH/CH]; Grenzacherstrasse 124, CH-4070 Basel (CH). **GEN-ENTECH, INC.** [US/US]; 1 DNA Way, South San Francisco, California 94080 (US). **ANGELAUD, Remy** [—/US]; 1 DNA Way, South San Francisco, California 94080 (US). **BEAUDRY, Danial** [—/US]; 1 DNA Way, South San Francisco, California 94080 (US). **CARRERA, Diane** [—/US]; 1 DNA Way, South San Francisco, California 94080 (US). **MALHOTRA, Sushant** [—/US]; 1 DNA Way, South San Francisco, California 94080 (US). **REMARCHUK, Travis** [—/US]; 1 DNA Way, South San Francisco, California 94080 (US). **ST-JEAN, Fredric** [—/US]; 1 DNA Way, South San Francisco, California 94080 (US).
- (74) **Agent:** **SAUER, Frank**; Grenzacherstrasse 124, CH-4070 Basel (CH).

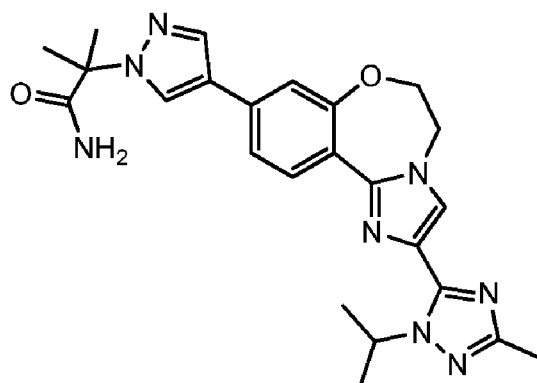
(81) **Designated States** (unless otherwise indicated, for every kind of national protection available): AE, AG, AL, AM, AO, AT, AU, AZ, BA, BB, BG, BH, BN, BR, BW, BY, BZ, CA, CH, CL, CN, CO, CR, CU, CZ, DE, DK, DM, DO, DZ, EC, EE, EG, ES, FI, GB, GD, GE, GH, GM, GT, HN, HR, HU, ID, IL, IN, IR, IS, JP, KE, KG, KN, KP, KR, KZ, LA, LC, LK, LR, LS, LT, LU, LY, MA, MD, ME, MG, MK, MN, MW, MX, MY, MZ, NA, NG, NI, NO, NZ, OM, PA, PE, PG, PH, PL, PT, QA, RO, RS, RU, RW, SA, SC, SD, SE, SG, SK, SL, SM, ST, SV, SY, TH, TJ, TM, TN, TR, TT, TZ, UA, UG, US, UZ, VC, VN, ZA, ZM, ZW.

(84) **Designated States** (unless otherwise indicated, for every kind of regional protection available): ARIPO (BW, GH, GM, KE, LR, LS, MW, MZ, NA, RW, SD, SL, SZ, TZ, UG, ZM, ZW), Eurasian (AM, AZ, BY, KG, KZ, RU, TJ, TM), European (AL, AT, BE, BG, CH, CY, CZ, DE, DK, EE, ES, FI, FR, GB, GR, HR, HU, IE, IS, IT, LT, LU, LV, MC, MK, MT, NL, NO, PL, PT, RO, RS, SE, SI, SK, SM, TR), OAPI (BF, BJ, CF, CG, CI, CM, GA, GN, GQ, GW, KM, ML, MR, NE, SN, TD, TG).

**Published:**

- with international search report (Art. 21(3))
- before the expiration of the time limit for amending the claims and to be republished in the event of receipt of amendments (Rule 48.2(h))

(54) **Title:** PROCESS FOR MAKING BENZOXAZEPIN COMPOUNDS



(I)

(57) **Abstract:** Processes are described for the preparation of PI3K inhibitor, GDC-0032, Formula (I), having the structure: Formula (I) (GDC-0032), and intermediates useful for the preparation of (I).

## PROCESS FOR MAKING BENZOXAZEPIN COMPOUNDS

## CROSS REFERENCE TO RELATED APPLICATIONS

This non-provisional application filed under 37 CFR §1.53(b), claims the benefit under 35 USC §119(e) of U.S. Provisional Application Serial No. 61/779,619 filed on 13 March 2013, which is incorporated by reference in entirety.

## FIELD OF THE INVENTION

The invention relates to methods of making a PI3K inhibitor compound GDC-0032.

## BACKGROUND OF THE INVENTION

Phosphoinositide 3-kinases (PI3K) are lipid kinases that phosphorylate lipids at the 3-hydroxyl residue of an inositol ring (Whitman et al (1988) Nature, 332:664). The 3-phosphorylated phospholipids (PIP3s) generated by PI3-kinases act as second messengers recruiting kinases with lipid binding domains (including plekstrin homology (PH) regions), such as Akt and phosphoinositide-dependent kinase-1 (PDK1). Binding of Akt to membrane PIP3s causes the translocation of Akt to the plasma membrane, bringing Akt into contact with PDK1, which is responsible for activating Akt. The tumor-suppressor phosphatase, PTEN, dephosphorylates PIP3 and therefore acts as a negative regulator of Akt activation. The PI3-kinases Akt and PDK1 are important in the regulation of many cellular processes including cell cycle regulation, proliferation, survival, apoptosis and motility and are significant components of the molecular mechanisms of diseases such as cancer, diabetes and immune inflammation (Vivanco et al (2002) Nature Rev. Cancer 2:489; Phillips et al (1998) Cancer 83:41).

The main PI3-kinase isoform in cancer is the Class I PI3-kinase, p110  $\alpha$  (alpha) (US 5824492; US 5846824; US 6274327). Other isoforms are implicated in cardiovascular and immune-inflammatory disease (Workman P (2004) Biochem Soc Trans 32:393-396; Patel et al (2004) Proceedings of the American Association of Cancer Research (Abstract LB-247) 95th Annual Meeting, March 27-31, Orlando, Florida, USA; Ahmadi K and Waterfield MD (2004) Encyclopedia of Biological Chemistry (Lennarz W J, Lane M D eds) Elsevier/Academic Press). The PI3 kinase/Akt/PTEN pathway is an attractive target for cancer drug development since such

FSA / 05.03.2014

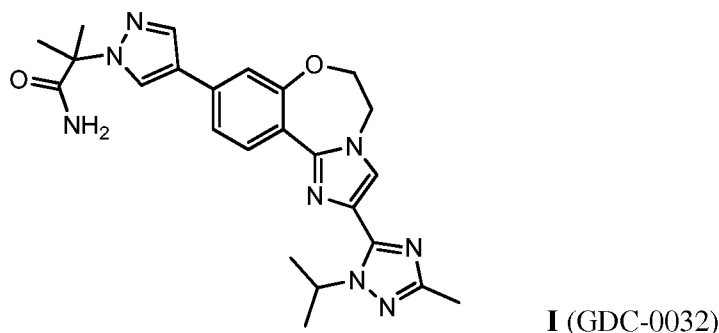
-2-

modulating or inhibitory agents would be expected to inhibit proliferation, reverse the repression of apoptosis and surmount resistance to cytotoxic agents in cancer cells (Folkes et al (2008) J. Med. Chem. 51:5522-5532; Yaguchi et al (2006) Jour. of the Nat. Cancer Inst. 98(8):545-556). The PI3K-PTEN-AKT signaling pathway is deregulated in a wide variety of cancers (Samuels Y, Wang Z, Bardelli A et al. High frequency of mutations of the PIK3CA gene in human cancers. (2004) Science; 304 (5670):554; Carpten J, Faber AL, Horn C. "A transforming mutation in the pleckstrin homology domain of AKT1 in cancer" (2007) Nature; 448:439-444).

GDC-0032, also known as 2-(4-(2-(1-isopropyl-3-methyl-1H-1,2,4-triazol-5-yl)-5,6-dihydrobenzo[f]imidazo[1,2-d][1,4]oxazepin-9-yl)-1H-pyrazol-1-yl)-2-methylpropanamide, has potent PI3K activity (WO 2011/036280; US 8242104) and is being studied in patients with locally advanced or metastatic solid tumors.

#### SUMMARY OF THE INVENTION

The invention relates to methods of making the PI3K inhibitor **I** (GDC-0032), named as 2-(4-(2-(1-isopropyl-3-methyl-1H-1,2,4-triazol-5-yl)-5,6-dihydrobenzo[f]imidazo[1,2-d][1,4]oxazepin-9-yl)-1H-pyrazol-1-yl)-2-methylpropanamide, having the structure:

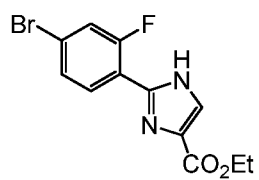


and stereoisomers, geometric isomers, tautomers, and pharmaceutically acceptable salts thereof.

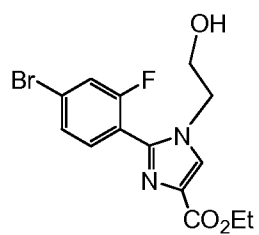
Another aspect of the invention includes novel intermediates useful for preparing GDC-0032 and having the structures:



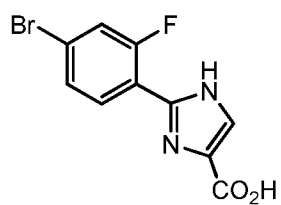
-3-



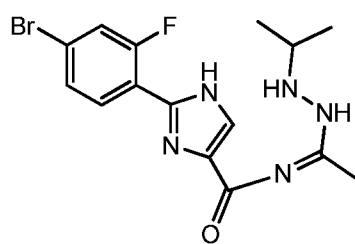
26,



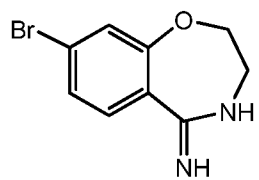
27,



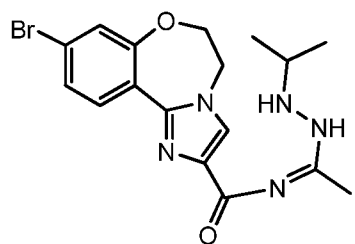
30,



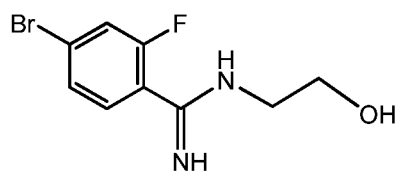
31,



33,

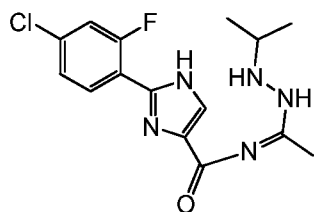


34,

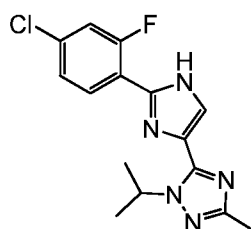


36,

-4-



43, and



44 .

## DEFINITIONS

The term "chiral" refers to molecules which have the property of non-superimposability of the mirror image partner, while the term "achiral" refers to molecules which are superimposable on their mirror image partner.

The term "stereoisomers" refers to compounds which have identical chemical constitution, but differ with regard to the arrangement of the atoms or groups in space.

"Diastereomer" refers to a stereoisomer with two or more centers of chirality and whose molecules are not mirror images of one another. Diastereomers have different physical properties, e.g. melting points, boiling points, spectral properties, and reactivities. Mixtures of diastereomers may separate under high resolution analytical procedures such as electrophoresis and chromatography.

"Enantiomers" refer to two stereoisomers of a compound which are non-superimposable mirror images of one another.

Stereochemical definitions and conventions used herein generally follow S. P. Parker, Ed., *McGraw-Hill Dictionary of Chemical Terms* (1984) McGraw-Hill Book Company, New York; and Eliel, E. and Wilen, S., "Stereochemistry of Organic Compounds", John Wiley & Sons, Inc., New York, 1994. The compounds of the invention may contain asymmetric or chiral centers, and therefore exist in different stereoisomeric forms. It is intended that all stereoisomeric forms of the compounds of the invention, including but not limited to, diastereomers, enantiomers and atropisomers, as well as mixtures thereof such as racemic mixtures, form part of the present invention. Many organic compounds exist in optically active forms, i.e., they have the ability to rotate the plane of plane-polarized light. In describing an optically active compound, the

-5-

prefixes D and L, or *R* and *S*, are used to denote the absolute configuration of the molecule about its chiral center(s). The prefixes d and l or (+) and (-) are employed to designate the sign of rotation of plane-polarized light by the compound, with (-) or l meaning that the compound is levorotatory. A compound prefixed with (+) or d is dextrorotatory. For a given chemical structure, these stereoisomers are identical except that they are mirror images of one another. A specific stereoisomer may also be referred to as an enantiomer, and a mixture of such isomers is often called an enantiomeric mixture. A 50:50 mixture of enantiomers is referred to as a racemic mixture or a racemate, which may occur where there has been no stereoselection or stereospecificity in a chemical reaction or process. The terms "racemic mixture" and "racemate" refer to an equimolar mixture of two enantiomeric species, devoid of optical activity.

The term "tautomer" or "tautomeric form" refers to structural isomers of different energies which are interconvertible via a low energy barrier. For example, proton tautomers (also known as prototropic tautomers) include interconversions via migration of a proton, such as keto-enol and imine-enamine isomerizations. Valence tautomers include interconversions by reorganization of some of the bonding electrons.

The phrase "pharmaceutically acceptable salt" as used herein, refers to pharmaceutically acceptable organic or inorganic salts of a compound of the invention. Exemplary salts include, but are not limited, to sulfate, citrate, acetate, oxalate, chloride, bromide, iodide, nitrate, bisulfate, phosphate, acid phosphate, isonicotinate, lactate, salicylate, acid citrate, tartrate, oleate, tannate, pantothenate, bitartrate, ascorbate, succinate, maleate, gentisinate, fumarate, gluconate, glucuronate, saccharate, formate, benzoate, glutamate, methanesulfonate "mesylate", ethanesulfonate, benzenesulfonate, *p*-toluenesulfonate, and pamoate (i.e., 1,1'-methylene-bis-(2-hydroxy-3-naphthoate)) salts. A pharmaceutically acceptable salt may involve the inclusion of another molecule such as an acetate ion, a succinate ion or other counter ion. The counter ion may be any organic or inorganic moiety that stabilizes the charge on the parent compound. Furthermore, a pharmaceutically acceptable salt may have more than one charged atom in its structure. Instances where multiple charged atoms are part of the pharmaceutically acceptable salt can have multiple counter ions. Hence, a pharmaceutically acceptable salt can have one or more charged atoms and/or one or more counter ion.

If the compound of the invention is a base, the desired pharmaceutically acceptable salt may be prepared by any suitable method available in the art, for example, treatment of the free base with an inorganic acid, such as hydrochloric acid, hydrobromic acid, sulfuric acid, nitric acid, methanesulfonic acid, phosphoric acid and the like, or with an organic acid, such as acetic

-6-

acid, maleic acid, succinic acid, mandelic acid, fumaric acid, malonic acid, pyruvic acid, oxalic acid, glycolic acid, salicylic acid, a pyranosidyl acid, such as glucuronic acid or galacturonic acid, an alpha hydroxy acid, such as citric acid or tartaric acid, an amino acid, such as aspartic acid or glutamic acid, an aromatic acid, such as benzoic acid or cinnamic acid, a sulfonic acid, such as p-toluenesulfonic acid or ethanesulfonic acid, or the like.

If the compound of the invention is an acid, the desired pharmaceutically acceptable salt may be prepared by any suitable method, for example, treatment of the free acid with an inorganic or organic base, such as an amine (primary, secondary or tertiary), an alkali metal hydroxide or alkaline earth metal hydroxide, or the like. Illustrative examples of suitable salts include, but are not limited to, organic salts derived from amino acids, such as glycine and arginine, ammonia, primary, secondary, and tertiary amines, and cyclic amines, such as piperidine, morpholine and piperazine, and inorganic salts derived from sodium, calcium, potassium, magnesium, manganese, iron, copper, zinc, aluminum and lithium.

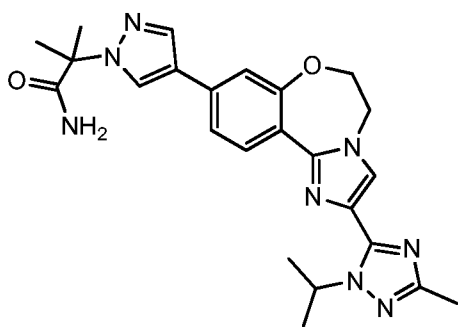
A "solvate" refers to an association or complex of one or more solvent molecules and a compound of the invention. Examples of solvents that form solvates include, but are not limited to, water, isopropanol, ethanol, methanol, DMSO, ethyl acetate, acetic acid, and ethanolamine. The term "hydrate" refers to the complex where the solvent molecule is water.

The phrase "pharmaceutically acceptable salt" as used herein, refers to pharmaceutically acceptable organic or inorganic salts of a compound of the invention. Exemplary salts include, but are not limited, to sulfate, citrate, acetate, oxalate, chloride, bromide, iodide, nitrate, bisulfate, phosphate, acid phosphate, isonicotinate, lactate, salicylate, acid citrate, tartrate, oleate, tannate, pantothenate, bitartrate, ascorbate, succinate, maleate, gentisinate, fumarate, gluconate, glucuronate, saccharate, formate, benzoate, glutamate, methanesulfonate "mesylate", ethanesulfonate, benzenesulfonate, *p*-toluenesulfonate, and pamoate (i.e., 1,1'-methylene-bis-(2-hydroxy-3-naphthoate)) salts. A pharmaceutically acceptable salt may involve the inclusion of another molecule such as an acetate ion, a succinate ion or other counter ion. The counter ion may be any organic or inorganic moiety that stabilizes the charge on the parent compound. Furthermore, a pharmaceutically acceptable salt may have more than one charged atom in its structure. Instances where multiple charged atoms are part of the pharmaceutically acceptable salt can have multiple counter ions. Hence, a pharmaceutically acceptable salt can have one or more charged atoms and/or one or more counter ion.

-7-

## PREPARATION OF GDC-0032

The present invention includes processes, methods, reagents, and intermediates for the synthesis of GDC-0032, Formula I, a small molecule inhibitor of PI3K and mTOR, (Roche RG7604, CAS Reg. No. 1282512-48-4), which has the structure:



I GDC-0032

and may be named: 2-(4-(2-(1-isopropyl-3-methyl-1H-1,2,4-triazol-5-yl)-5,6-dihydrobenzo[f]imidazo[1,2-d][1,4]oxazepin-9-yl)-1H-pyrazol-1-yl)-2-methylpropanamide (US 8242104; WO 2011/036280 which are expressly incorporated by reference). As used herein, GDC-0032 includes all stereoisomers, geometric isomers, tautomers, and pharmaceutically acceptable salts thereof.

The compounds of the invention may contain asymmetric or chiral centers, and therefore exist in different stereoisomeric forms. It is intended that all stereoisomeric forms of the compounds of the invention, including but not limited to, diastereomers, enantiomers and atropisomers, as well as mixtures thereof such as racemic mixtures, form part of the present invention. In addition, the present invention embraces all geometric and positional isomers. In the structures shown herein, where the stereochemistry of any particular chiral atom is not specified, then all stereoisomers are contemplated and included as the compounds of the invention. Where stereochemistry is specified by a solid wedge or dashed line representing a particular configuration, then that stereoisomer is so specified and defined.

The compounds of the invention may exist in unsolvated as well as solvated forms with pharmaceutically acceptable solvents such as water, ethanol, and the like, and it is intended that the invention embrace both solvated and unsolvated forms.

The compounds of the invention may also exist in different tautomeric forms, and all such forms are embraced within the scope of the invention. The term "tautomer" or "tautomeric form" refers to structural isomers of different energies which are interconvertible via a low energy barrier. For example, proton tautomers (also known as prototropic tautomers) include



-8-

interconversions via migration of a proton, such as keto-enol and imine-enamine isomerizations. Valence tautomers include interconversions by reorganization of some of the bonding electrons.

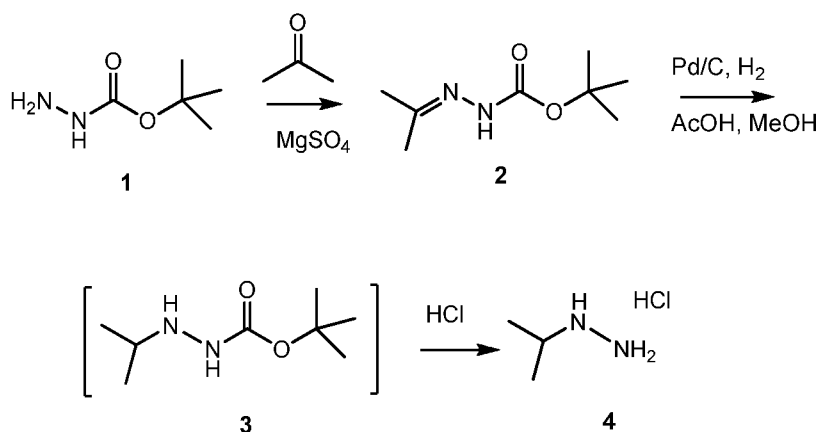
The compounds of the invention also include isotopically-labeled compounds which are identical to those recited herein, but for the fact that one or more atoms are replaced by an atom having an atomic mass or mass number different from the atomic mass or mass number usually found in nature. All isotopes of any particular atom or element as specified are contemplated within the scope of the compounds of the invention, and their uses. Exemplary isotopes that can be incorporated into compounds of the invention include isotopes of hydrogen, carbon, nitrogen, oxygen, phosphorus, sulfur, fluorine, chlorine and iodine, such as  $^2\text{H}$ ,  $^3\text{H}$ ,  $^{11}\text{C}$ ,  $^{13}\text{C}$ ,  $^{14}\text{C}$ ,  $^{13}\text{N}$ ,  $^{15}\text{N}$ ,  $^{15}\text{O}$ ,  $^{17}\text{O}$ ,  $^{18}\text{O}$ ,  $^{32}\text{P}$ ,  $^{33}\text{P}$ ,  $^{35}\text{S}$ ,  $^{18}\text{F}$ ,  $^{36}\text{Cl}$ ,  $^{123}\text{I}$  and  $^{125}\text{I}$ . Certain isotopically-labeled compounds of the present invention (e.g., those labeled with  $^3\text{H}$  and  $^{14}\text{C}$ ) are useful in compound and/or substrate tissue distribution assays. Tritiated ( $^3\text{H}$ ) and carbon-14 ( $^{14}\text{C}$ ) isotopes are useful for their ease of preparation and detectability. Further, substitution with heavier isotopes such as deuterium (i.e.,  $^2\text{H}$ ) may afford certain therapeutic advantages resulting from greater metabolic stability (e.g., increased in vivo half-life or reduced dosage requirements) and hence may be preferred in some circumstances. Positron emitting isotopes such as  $^{15}\text{O}$ ,  $^{13}\text{N}$ ,  $^{11}\text{C}$  and  $^{18}\text{F}$  are useful for positron emission tomography (PET) studies to examine substrate receptor occupancy. Isotopically labeled compounds of the present invention can generally be prepared by following procedures analogous to those disclosed in the Examples herein below, by substituting an isotopically labeled reagent for a non-isotopically labeled reagent.

Starting materials and reagents for the preparation of GDC-0032 are generally available from commercial sources such as Sigma-Aldrich Chemical (Milwaukee, WI) or are readily prepared using methods well known to those skilled in the art (e.g., prepared by methods generally described in Louis F. Fieser and Mary Fieser, *Reagents for Organic Synthesis*, v. 1-19, Wiley, N.Y. (1967-1999 ed.), or *Beilsteins Handbuch der organischen Chemie*, 4, Aufl. ed. Springer-Verlag, Berlin, including supplements (also available via the Beilstein online database).

The following Schemes 1-15 illustrate the chemical reactions, processes, methodology for the synthesis of GDC-0032, Formula **I**, and certain intermediates and reagents.

-9-

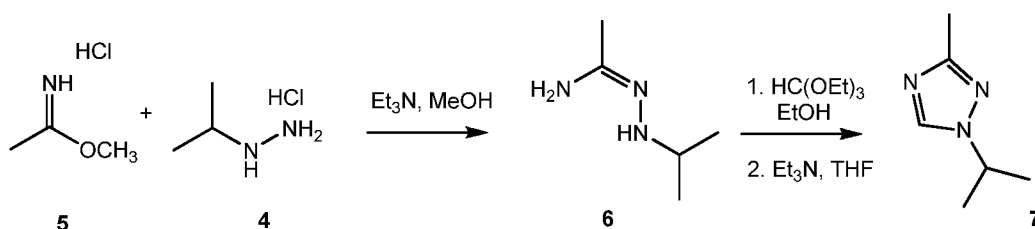
Scheme 1:



Scheme 1 shows the synthesis of intermediate isopropylhydrazine hydrochloride **4** from Boc-hydrazine **1**. Condensation of **1** with acetone and magnesium sulfate gave Boc-hydrazone, tert-butyl 2-(propan-2-ylidene)hydrazinecarboxylate **2** (Example 1). Palladium-catalyzed hydrogenation of **2** in acetic acid and methanol gave Boc-isopropylhydrazine **3** (Example 2) which was treated in situ with hydrogen chloride gas to give **4** (Example 3).

Alternatively, the double bond of **2** can be reduced with a hydride reagent such as sodium cyanoborohydride (Example 2).

#### 10 Scheme 2:

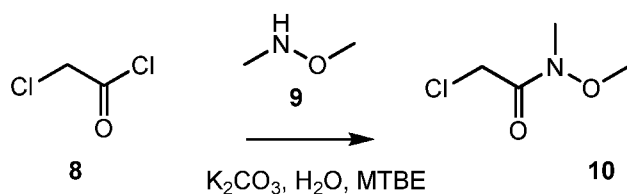


Scheme 2 shows the synthesis of 1-isopropyl-3-methyl-1H-1,2,4-triazole **7** from methyl acetimidate hydrochloride **5** and isopropylhydrazine hydrochloride **4**. Reaction of **5** and **4** in triethylamine and methanol followed by cyclization of condensation product, N'-isopropylacetohydrazonamide **6** (Example 4) with triethyl orthoformate (triethoxymethane) gave **7** (Example 5). Alternatively, **4** and acetimidine can be reacted to give **6**.

Or, **4** can be reacted with acetonitrile and an acid to form the corresponding salt of **6**.

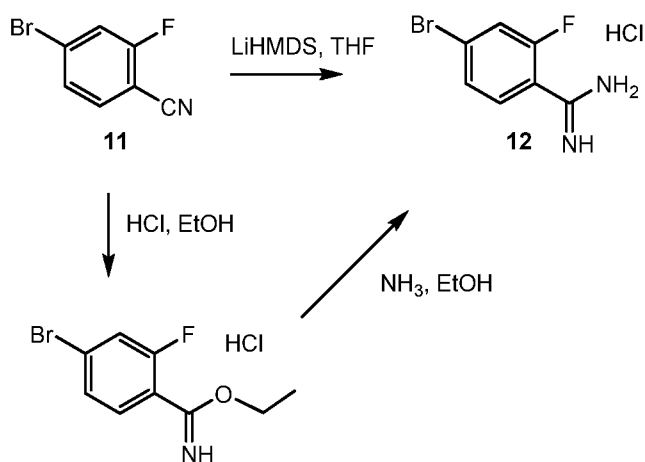
-10-

Scheme 3:



Scheme 3 shows the synthesis of intermediate, 2-chloro-N-methoxy-N-methylacetamide **10**. Reaction of 2-chloroacetyl chloride **8** and N,O-dimethylhydroxylamine hydrochloride **9** in  
 5 aqueous potassium carbonate and methyl, tert-butyl ether (MTBE) gave **10** (Example 6).

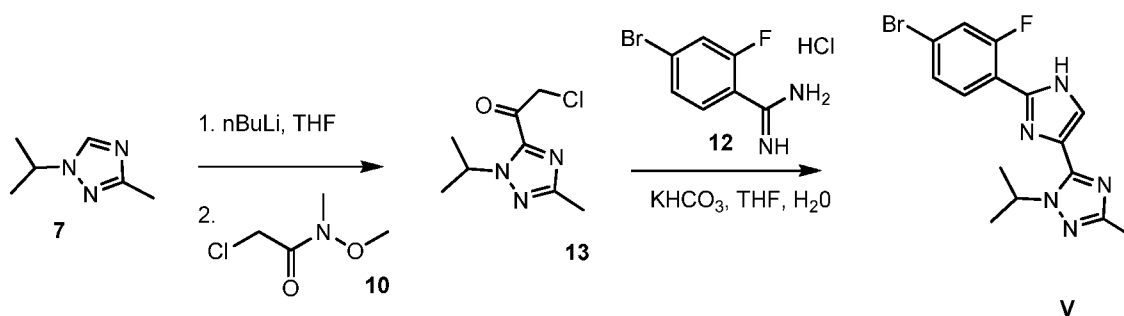
Scheme 4:



Scheme 4 shows the synthesis of intermediate 4-bromo-2-fluorobenzimidamide hydrochloride **12** formed by reaction of 4-bromo-2-fluorobenzonitrile **11** with lithium  
 10 hexamethyldisilazide ( $LiHMDS$ ) in tetrahydrofuran (Example 7). Alternatively, **11** is treated with hydrogen chloride in an alcohol, such as ethanol, to form the imidate, ethyl 4-bromo-2-fluorobenzimidate hydrochloride, followed by ammonia in an alcohol, such as ethanol, to form **12** (Example 7).

-11-

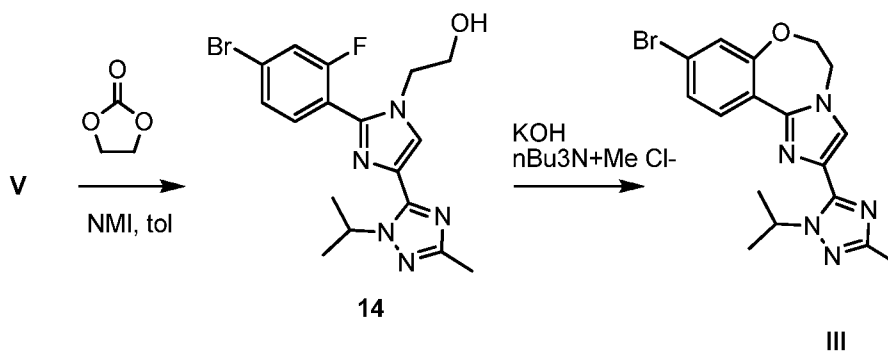
Scheme 5:



Scheme 5 shows the synthesis of 5-(2-(4-bromo-2-fluorophenyl)-1H-imidazol-4-yl)-1-isopropyl-3-methyl-1H-1,2,4-triazole **V** from 1-isopropyl-3-methyl-1H-1,2,4-triazole **7**.

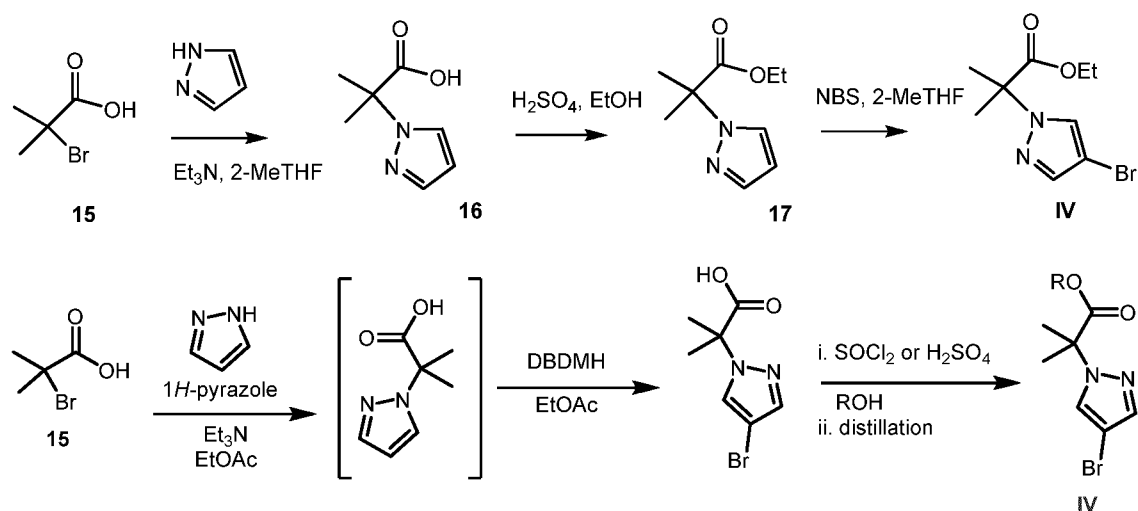
- 5 Deprotonation of **7** with n-butyllithium and acylation with 2-chloro-N-methoxy-N-methylacetamide **10** gave intermediate 2-chloro-1-(1-isopropyl-3-methyl-1H-1,2,4-triazol-5-yl)ethanone **13** (Example 8). Cyclization of **13** with 4-bromo-2-fluorobenzimidamide hydrochloride **12** and potassium hydrogen carbonate in water and THF (tetrahydrofuran) formed the imidazole **V** (Example 9).

10 Scheme 6:



Scheme 6 shows the synthesis of 9-bromo-2-(1-isopropyl-3-methyl-1H-1,2,4-triazol-5-yl)-5,6-dihydrobenzo[f]imidazo[1,2-d][1,4]oxazepine **III** from **V**. Alkylation of the imidazole nitrogen of **V** with a 2-hydroxyethylation reagent such as, 1,3-dioxolan-2-one, gave 2-(2-(4-bromo-2-fluorophenyl)-4-(1-isopropyl-3-methyl-1H-1,2,4-triazol-5-yl)-1H-imidazol-1-yl)ethanol **14** (Example 10). Cyclization of **14** with an aqueous basic reagent, such as methyltributylammonium chloride in aqueous potassium hydroxide, gave **III**, which can be crystallized from ethanol and water (Example 11).

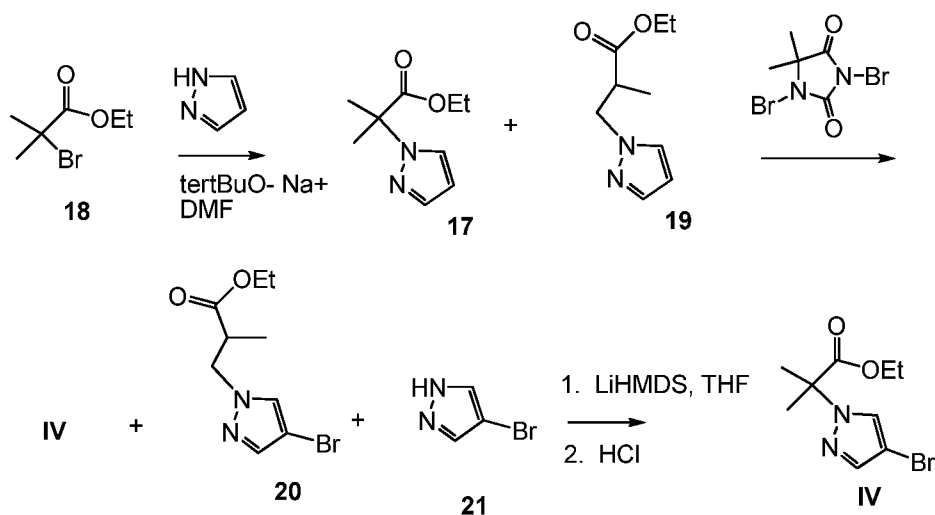
Scheme 7:



Scheme 7 shows the synthesis of ethyl 2-(4-bromo-1H-pyrazol-1-yl)-2-methylpropanoate **IV** starting from 2-bromo-2-methylpropanoic acid **15**. Alkylation of pyrazole with **15** gave 2-methyl-2-(1H-pyrazol-1-yl)propanoic acid **16** (Example 12). Esterification of **16** with sulfuric acid in ethanol gave ethyl 2-methyl-2-(1H-pyrazol-1-yl)propanoate **17** (Example 13). Regiospecific bromination of **17** with N-bromosuccinimide (NBS) gave **IV** (Example 14). Alternatively, **16** was treated *in situ* with a brominating reagent such as 1,3-dibromo-5,5-dimethylhydantoin (DBDMH) to give 2-(4-bromo-1H-pyrazol-1-yl)-2-methylpropanoic acid which was esterified to give **IV**, where R is ethyl. Other esters can also be prepared, such as methyl, iso-propyl, or any alkyl, benzyl or aryl ester.

-13-

Scheme 8:



Scheme 8 shows an alternative synthesis of ethyl 2-(4-bromo-1H-pyrazol-1-yl)-2-methylpropanoate **IV** starting from ethyl 2-bromo-2-methylpropanoate **18**. Alkylation of

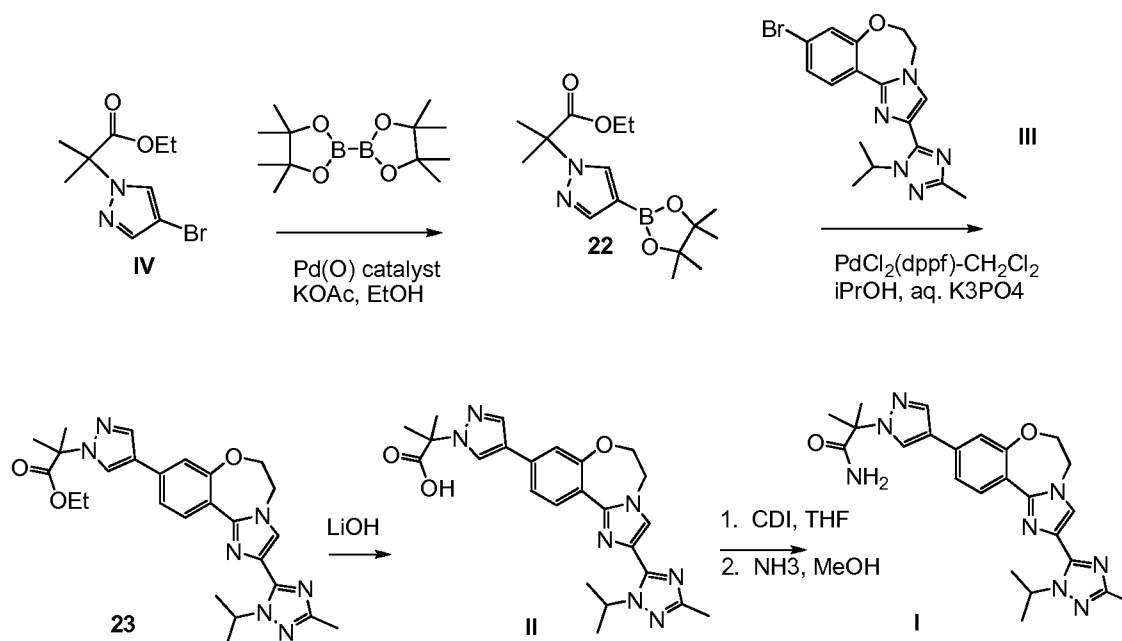
5 pyrazole with **18** in the presence of a base such as sodium tert-butyloxide or cesium carbonate gave a mixture of ethyl 2-methyl-2-(1H-pyrazol-1-yl)propanoate **17** and ethyl 2-methyl-3-(1H-pyrazol-1-yl)propanoate **19**. Bromination of the mixture with 1,3-dibromo-5,5-

dimethylimidazolidine-2,4-dione (DBDMH) gave a mixture containing **IV**, ethyl 3-(4-bromo-1H-pyrazol-1-yl)-2-methylpropanoate **20**, and 4-bromo-1H-pyrazole **21** which was treated with a

10 strong base under anhydrous conditions, such as lithium hexamethyldisilazide in tetrahydrofuran. Acidification with hydrochloric acid gave **IV**.

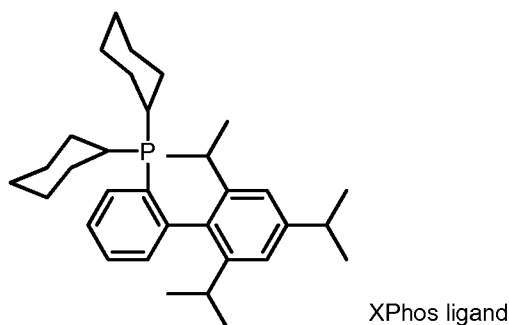
-14-

Scheme 9:



Scheme 9 shows the synthesis of 2-(4-(2-(1-isopropyl-3-methyl-1H-1,2,4-triazol-5-yl)-5,6-dihydrobenzo[f]imidazo[1,2-d][1,4]oxazepin-9-yl)-1H-pyrazol-1-yl)-2-methylpropanamide, GDC-0032, **I** from ethyl 2-(4-bromo-1H-pyrazol-1-yl)-2-methylpropanoate **IV** (CAS Registry Number: 1040377-17-0, WO 2008/088881) and 9-bromo-2-(1-isopropyl-3-methyl-1H-1,2,4-triazol-5-yl)-5,6-dihydrobenzo[f]imidazo[1,2-d][1,4]oxazepine **III** (CAS Registry Number: 1282514-63-9, US 2012/0245144, US 8242104). Other esters besides ethyl can also be used which can be hydrolyzed with aqueous base, such as methyl, iso-propyl, or any alkyl, benzyl or aryl ester. In a one-pot Miyaura Borylation /Suzuki, Buchwald system, ethyl 2-(4-bromo-1H-pyrazol-1-yl)-2-methylpropanoate **IV** is reacted with 4,4,4',4',5,5,5',5'-octamethyl-2,2'-bi(1,3,2-dioxaborolane), CAS Reg. No. 73183-34-3, also referred to as B<sub>2</sub>Pin<sub>2</sub>, and a palladium catalyst such as XPhos (2-dicyclohexylphosphino-2',4',6'-triisopropylbiphenyl, CAS Reg. No. 564483-18-7), with a salt such as potassium acetate, in a solvent such as ethanol, at about 75 °C to form the intermediate ethyl 2-methyl-2-(4-(4,4,5,5-tetramethyl-1,3,2-dioxaborolan-2-yl)-1H-pyrazol-1-yl)propanoate **22** (Example 15, CAS Registry Number: 1201657-32-0, US 8242104, US 8263633, WO 2009/150240).

-15-



Intermediate **22** can be isolated or reacted *in situ* (one pot) with **III** to form **23**.

A variety of low valent, Pd(II) and Pd(0) palladium catalysts can be used during the Suzuki coupling step to form **23** (Example 16) from **22** and **III**, including PdCl<sub>2</sub>(PPh<sub>3</sub>)<sub>2</sub>, Pd(t-Bu)<sub>3</sub>, PdCl<sub>2</sub> dppf CH<sub>2</sub>Cl<sub>2</sub>, Pd(PPh<sub>3</sub>)<sub>4</sub>, Pd(OAc)/PPh<sub>3</sub>, Cl<sub>2</sub>Pd[(Pet<sub>3</sub>)<sub>2</sub>], Pd(DIPHOS)<sub>2</sub>, Cl<sub>2</sub>Pd(Bipy), [PdCl(Ph<sub>2</sub>PCH<sub>2</sub>PPh<sub>2</sub>)]<sub>2</sub>, Cl<sub>2</sub>Pd[P(o-tol)<sub>3</sub>]<sub>2</sub>, Pd<sub>2</sub>(dba)<sub>3</sub>/P(o-tol)<sub>3</sub>, Pd<sub>2</sub>(dba)/P(furyl)<sub>3</sub>, Cl<sub>2</sub>Pd[P(furyl)<sub>3</sub>]<sub>2</sub>, Cl<sub>2</sub>Pd(PMePh<sub>2</sub>)<sub>2</sub>, Cl<sub>2</sub>Pd[P(4-F-Ph)<sub>3</sub>]<sub>2</sub>, Cl<sub>2</sub>Pd[P(C<sub>6</sub>F<sub>5</sub>)<sub>3</sub>]<sub>2</sub>, Cl<sub>2</sub>Pd[P(2-COOH-Ph)(Ph)<sub>2</sub>]<sub>2</sub>, Cl<sub>2</sub>Pd[P(4-COOH-Ph)(Ph)<sub>2</sub>]<sub>2</sub>, and encapsulated catalysts Pd EnCat™ 30, Pd EnCat™ TPP30, and Pd(II)EnCat™ BINAP30 (US 2004/0254066).

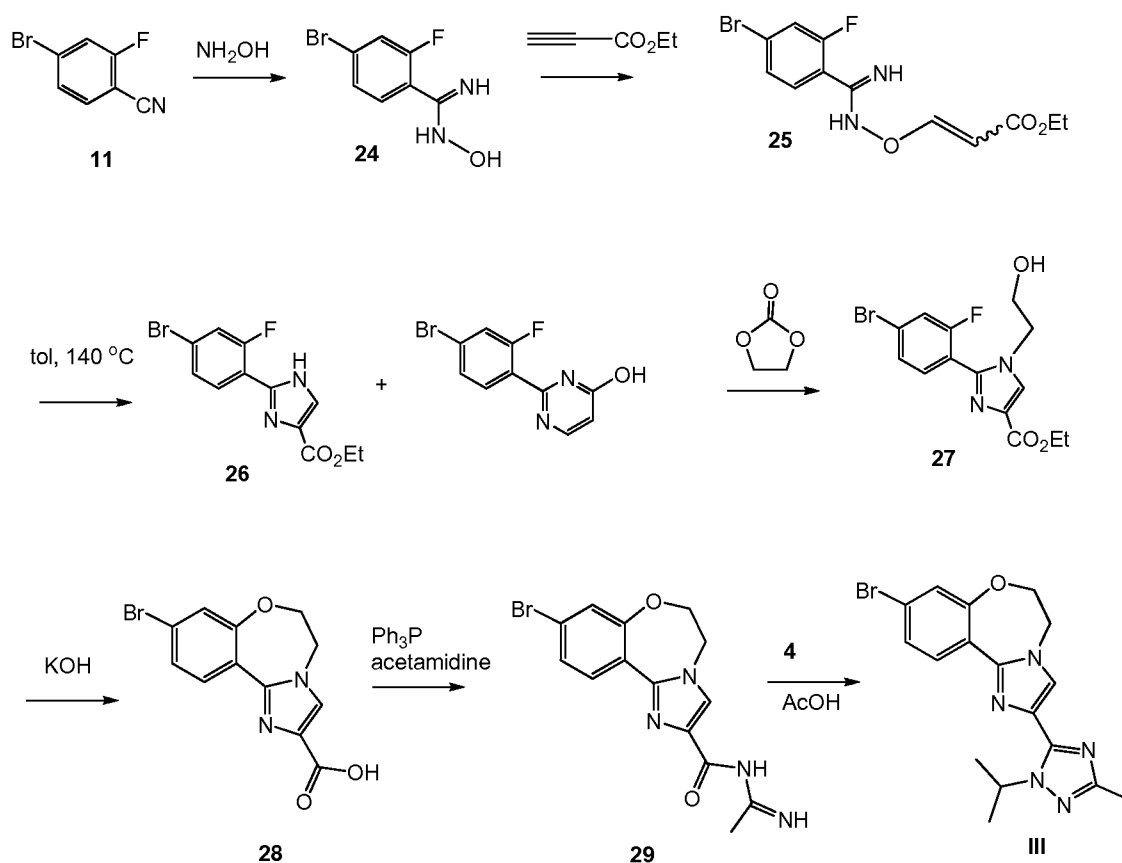
The ester group of **23** is saponified with an aqueous basic reagent such as lithium hydroxide, to give 2-(4-(2-(1-isopropyl-3-methyl-1H-1,2,4-triazol-5-yl)-5,6-dihydrobenzo[f]imidazo[1,2-d][1,4]oxazepin-9-yl)-1H-pyrazol-1-yl)-2-methylpropanoic acid **II** (Example 17). Intermediate **23** can be isolated or further reacted *in situ* with the aqueous basic reagent to form **II**. The carboxylic acid group of **II** is activated with an acyl activating reagent such as di(1H-imidazol-1-yl)methanone (carbonyl diimidazole, CDI) or N,N,N',N'-tetramethyl-O-(7-azabenzotriazol-1-yl)uronium hexafluorophosphate (HATU), and then reacted with an alcoholic ammonia reagent, such as ammonia dissolved in methanol, ethanol, or isopropanol, aqueous ammonium hydroxide, aqueous ammonium chloride, or ammonia dissolved in THF, to give **I** (Example 18).

A variety of solid adsorbent palladium scavengers can be used to remove palladium after the Suzuki coupling step to form compound **I**. Exemplary embodiments of palladium scavengers include FLORISIL®, SILIABOND® Thiol, and SILIABOND® Thiourea. Other palladium scavengers include silica gel, controlled-pore glass (TosoHaas), and derivatized low crosslinked polystyrene QUADRAPURE™ AEA, QUADRAPURE™ IMDAZ, QUADRAPURE™ MPA, QUADRAPURE™ TU (Reaxa Ltd., Sigma-Aldrich Chemical Co.).



-16-

Scheme 10:



Scheme 10 shows the synthesis of 9-bromo-2-(1-isopropyl-3-methyl-1H-1,2,4-triazol-5-yl)-5,6-dihydrobenzo[f]imidazo[1,2-d][1,4]oxazepine **III** from 4-bromo-2-fluorobenzonitrile **11**.

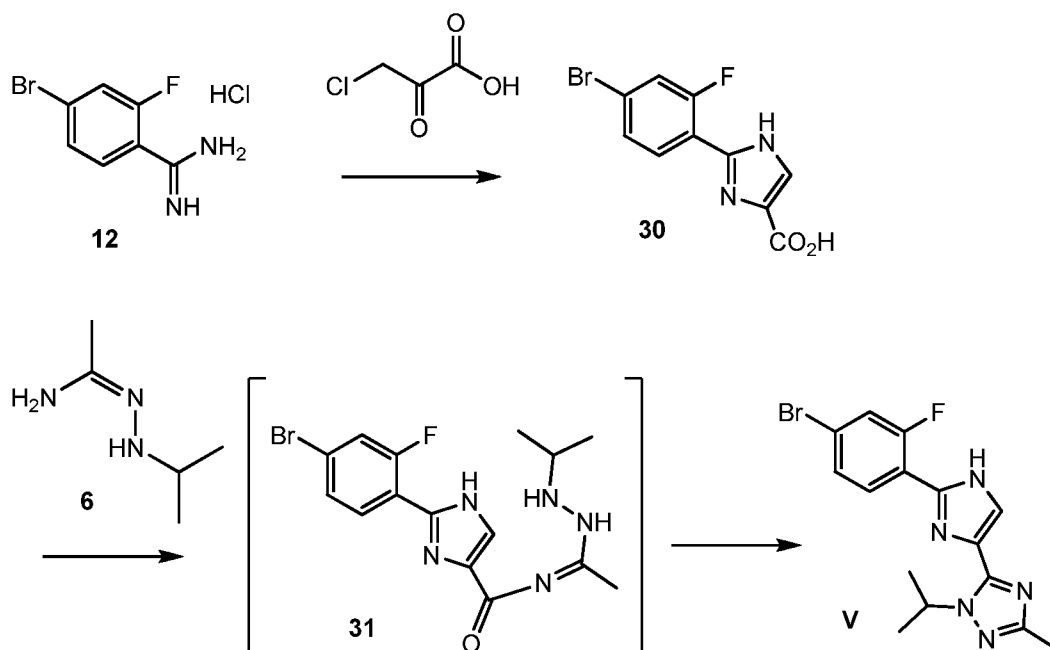
- 5 Addition of hydroxylamine to the nitrile of **11** gave 4-bromo-2-fluoro-N-hydroxybenzimidamide **24**. Michael addition of **24** to ethyl propiolate gave ethyl 3-(4-bromo-2-fluorobenzimidamidoxy)acrylate **25**. Heating **25** in a high-boiling solvent such as toluene, xylene, ethylbenzene, or diphenyl oxide gave cyclized imidazole, ethyl 2-(4-bromo-2-fluorophenyl)-1H-imidazole-4-carboxylate **26**, along with by-product pyrimidine, 2-(4-bromo-2-fluorophenyl)pyrimidin-4-ol. Alternatively, **25** can be cyclized to **26** with catalytic Lewis acids such as  $\text{Cu(I)}$  or  $\text{Cu(II)}$  salts. Alkylation of **26** with a 2-hydroxyethylation reagent, such as 1,3-dioxolan-2-one, in a base, such as N-methylimidazole or cesium carbonate, gave ethyl 2-(4-bromo-2-fluorophenyl)-1-(2-hydroxyethyl)-1H-imidazole-4-carboxylate **27**. Ring-cyclization of **27** with an aqueous basic reagent, such as potassium hydroxide, lithium hydroxide, and methyl tributylammonium hydrochloride, gave 9-bromo-5,6-dihydrobenzo[f]imidazo[1,2-d][1,4]oxazepine-2-carboxylic acid **28**. Addition of acetamidine to **28** with triphenylphosphine gave 9-bromo-N-(1-iminoethyl)-5,6-dihydrobenzo[f]imidazo[1,2-d][1,4]oxazepine-2-
- 10
- 15

-17-

carboxamide **29**. Ring-cyclization of **29** with isopropylhydrazine hydrochloride **4** in acetic acid gave 9-bromo-2-(1-isopropyl-3-methyl-1H-1,2,4-triazol-5-yl)-5,6-dihydrobenzo[f]imidazo[1,2-d][1,4]oxazepine **III**.

Alternatively, **28** can be reacted with N'-isopropylacetohydrazonamide **6** to give **III** (Scheme 12).

Scheme 11:

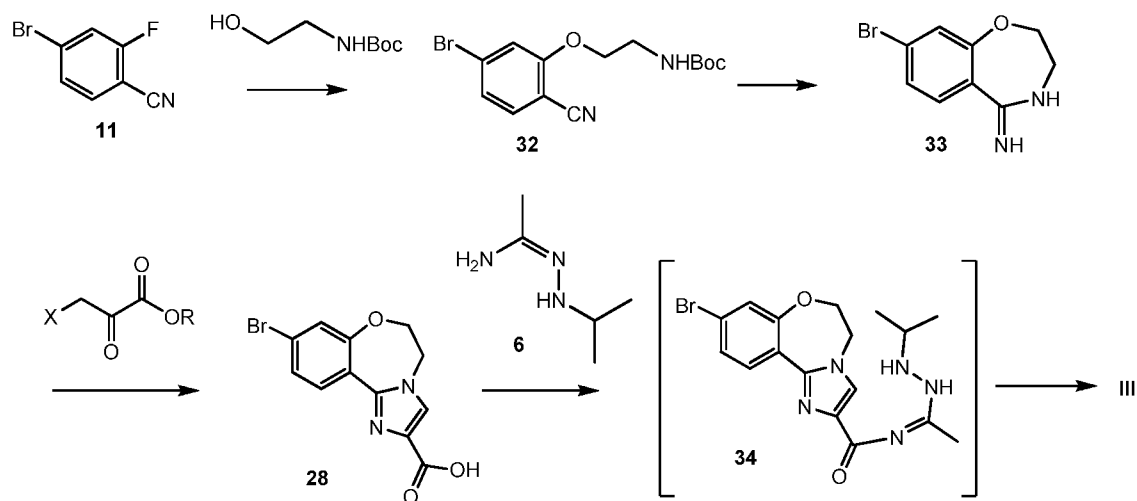


Scheme 11 shows the synthesis of 5-(2-(4-bromo-2-fluorophenyl)-1H-imidazol-4-yl)-1-isopropyl-3-methyl-1H-1,2,4-triazole **V** from 4-bromo-2-fluorobenzimidamide hydrochloride **12**. 3-Chloro-2-oxopropanoic acid and **12** are reacted with base to give 2-(4-bromo-2-fluorophenyl)-1H-imidazole-4-carboxylic acid **30**. Alternatively, 3-bromo-2-oxopropanoic acid can be reacted with **12** to give **30**. Reaction of **30** with N'-isopropylacetohydrazonamide **6** and coupling reagent HBTU (*N,N,N',N'*-tetramethyl-*O*-(1*H*-benzotriazol-1-yl)uronium hexafluorophosphate, *O*-(Benzotriazol-1-yl)-*N,N,N',N'*-tetramethyluronium hexafluorophosphate, CAS Ref. No. 94790-37-1) in DMF gives intermediate, 2-(4-bromo-2-fluorophenyl)-N-(1-(2-isopropylhydrazinyl)ethylidene)-1H-imidazole-4-carboxamide **31** which need not be isolated and cyclizes upon heating to give **V**.

Alternatively, 5-(2-(4-chloro-2-fluorophenyl)-1H-imidazol-4-yl)-1-isopropyl-3-methyl-1H-1,2,4-triazole **44**, the chloro version of **V**, can be prepared from 4-chloro-2-fluorobenzonitrile **38** (Scheme 15)

-18-

Scheme 12:

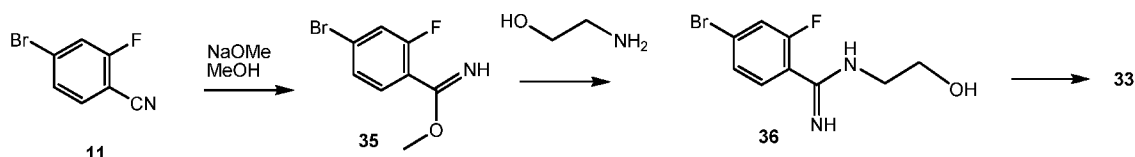


- Scheme 12 shows an alternative synthesis of 9-bromo-2-(1-isopropyl-3-methyl-1H-1,2,4-triazol-5-yl)-5,6-dihydrobenzo[f]imidazo[1,2-d][1,4]oxazepine **III** from 4-bromo-2-fluorobenzonitrile **11**. Alkylation of **11** with tert-butyl 2-hydroxyethylcarbamate gives tert-butyl 2-(5-bromo-2-cyanophenoxy)ethylcarbamate **32**. Cyclization of **32** under acidic conditions, such as hydrochloric acid in ethanol, gives 8-bromo-3,4-dihydrobenzo[f][1,4]oxazepin-5(2H)-imine **33**. It will be noted that **33** has an alternative tautomeric form where the double bond is inside the oxazepine ring. Formation of the imidazole ring occurs by reaction of 3-bromo-2-oxopropanoic acid (X = Br, R = OH), or other 3-halo-2-oxopropanoic acid or ester (R = alkyl), and **33** to give 9-bromo-5,6-dihydrobenzo[f]imidazo[1,2-d][1,4]oxazepine-2-carboxylic acid **28**. Coupling of **28** with N'-isopropylacetohydrazonamide **6** and a coupling reagent such as HBTU, HATU or CDI in DMF gives intermediate, 9-bromo-N-(1-(2-isopropylhydrazinyl)ethylidene)-5,6-dihydrobenzo[f]imidazo[1,2-d][1,4]oxazepine-2-carboxamide **34**, which need not be isolated and forms 9-bromo-2-(1-isopropyl-3-methyl-1H-1,2,4-triazol-5-yl)-5,6-dihydrobenzo[f]imidazo[1,2-d][1,4]oxazepine **III** upon heating.

Alternatively, N'-isopropylacetohydrazonamide **6** is used as monohydrochloride salt, which has to be set free under the reaction conditions with an appropriate base, such as K<sub>2</sub>CO<sub>3</sub>.

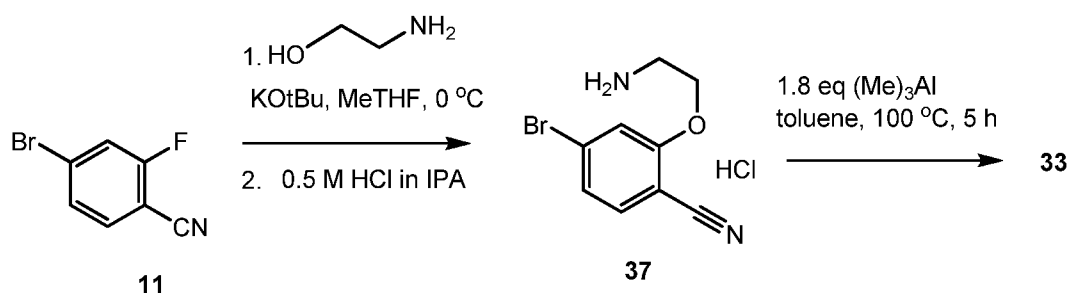
-19-

Scheme 13:



Scheme 13 shows an alternative synthesis of 8-bromo-3,4-dihydrobenzo[f][1,4]oxazepin-5(2H)-imine **33** from 4-bromo-2-fluorobenzonitrile **11**. Reaction of **11** with sodium methoxide in methanol gives methyl 4-bromo-2-fluorobenzimidate **35**. Alkylation of **35** with 2-aminoethanol gives 4-bromo-2-fluoro-N-(2-hydroxyethyl)benzimidamide **36**, followed by cyclization to **33**.

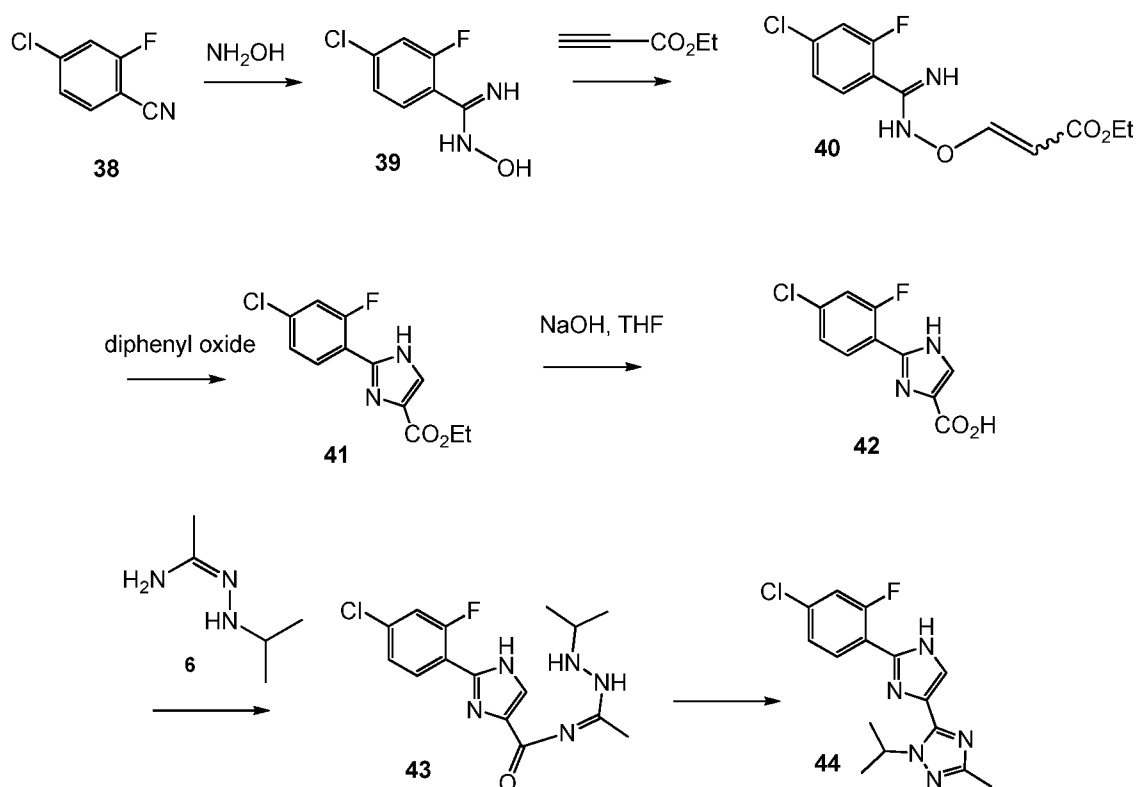
Scheme 14:



Scheme 14 shows another alternative synthesis of 8-bromo-3,4-dihydrobenzo[f][1,4]oxazepin-5(2H)-imine **33** from 4-bromo-2-fluorobenzonitrile **11**. Reaction of **11** with 2-aminoethanol and potassium tert-butoxide displaces fluorine to give 2-(2-aminoethoxy)-4-bromobenzonitrile hydrochloride **37**. Ring closure of **37** with trimethylaluminum gave **33**. Alternatively, other trialkylaluminum reagents can be used, or magnesium alkoxide reagents such as magnesium ethoxide (magnesium bisethoxide, CAS Reg. No. 2414-98-4) to cyclize **37** to **33**.

-20-

Scheme 15:



Scheme 15 shows the synthesis of 5-(2-(4-chloro-2-fluorophenyl)-1H-imidazol-4-yl)-1-isopropyl-3-methyl-1H-1,2,4-triazole **44** from 4-chloro-2-fluorobenzonitrile **38**. Addition of hydroxylamine to the nitrile of **38** gave 4-chloro-2-fluoro-N-hydroxybenzimidamide **39**. Michael addition of **39** to ethyl propiolate gave ethyl 3-(4-chloro-2-fluorobenzimidamidoxy)acrylate **40**. Heating **40** in diphenyl oxide gave cyclized imidazole, ethyl 2-(4-chloro-2-fluorophenyl)-1H-imidazole-4-carboxylate **41**. Saponification of the ester of **41** with aqueous sodium hydroxide in tetrahydrofuran gave 2-(4-chloro-2-fluorophenyl)-1H-imidazole-4-carboxylic acid **42**. Reaction of **42** with N'-isopropylacetohydrazonamide **6** and coupling reagent HBTU in DMF gives intermediate, 2-(4-chloro-2-fluorophenyl)-N-(1-(2-isopropylhydrazinyl)ethylidene)-1H-imidazole-4-carboxamide **43** which cyclizes upon heating to give **44**.

## FORMULATIONS

GDC-0032, Formula **I**, may be formulated in accordance with standard pharmaceutical practice for use in a therapeutic combination for therapeutic treatment (including prophylactic treatment) of hyperproliferative disorders in mammals including humans. The invention

provides a pharmaceutical composition comprising GDC-0032 in association with one or more pharmaceutically acceptable carrier, glidant, diluent, or excipient.

Suitable carriers, diluents, glidants, and excipients are well known to those skilled in the art and include materials such as carbohydrates, waxes, water soluble and/or swellable polymers, hydrophilic or hydrophobic materials, gelatin, oils, solvents, water and the like.

The formulations may be prepared using conventional dissolution and mixing procedures. The compound of the present invention is typically formulated into pharmaceutical dosage forms to provide an easily controllable dosage of the drug and to enable patient compliance with the prescribed regimen.

The pharmaceutical composition (or formulation) for application may be packaged in a variety of ways depending upon the method used for administering the drug. Generally, an article for distribution includes a container having deposited therein the pharmaceutical formulation in an appropriate form. Suitable containers are well known to those skilled in the art and include materials such as bottles (plastic and glass), sachets, ampoules, plastic bags, metal cylinders, and the like. The container may also include a tamper-proof assemblage to prevent indiscreet access to the contents of the package. In addition, the container has deposited thereon a label that describes the contents of the container. The label may also include appropriate warnings.

Pharmaceutical formulations of the compounds of the present invention may be prepared for various routes and types of administration with pharmaceutically acceptable diluents, carriers, excipients, glidants or stabilizers (Remington's Pharmaceutical Sciences (1995) 18th edition, Mack Publ. Co., Easton, PA), in the form of a lyophilized formulation, milled powder, or an aqueous solution. Formulation may be conducted by mixing at ambient temperature at the appropriate pH, and at the desired degree of purity, with physiologically acceptable carriers, i.e., carriers that are non-toxic to recipients at the dosages and concentrations employed. The pH of the formulation depends mainly on the particular use and the concentration of compound, but may range from about 3 to about 8.

The pharmaceutical formulation is preferably sterile. In particular, formulations to be used for *in vivo* administration must be sterile. Such sterilization is readily accomplished by filtration through sterile filtration membranes.

The pharmaceutical formulation ordinarily can be stored as a solid composition, a tablet, a pill, a capsule, a lyophilized formulation or as an aqueous solution.

The pharmaceutical formulations of the invention will be dosed and administered in a fashion, i.e., amounts, concentrations, schedules, course, vehicles and route of administration, consistent with good medical practice. Factors for consideration in this context include the particular disorder being treated, the clinical condition of the individual patient, the cause of the disorder, the site of delivery of the agent, the method of administration, the scheduling of administration, and other factors known to medical practitioners.

Acceptable diluents, carriers, excipients and stabilizers are nontoxic to recipients at the dosages and concentrations employed, and include buffers such as phosphate, citrate and other organic acids; antioxidants including ascorbic acid and methionine; preservatives (such as octadecyldimethylbenzyl ammonium chloride; hexamethonium chloride; benzalkonium chloride, benzethonium chloride; phenol, butyl, ethanol, or benzylalcohol; alkyl parabens such as methyl or propyl paraben; catechol; resorcinol; cyclohexanol; 3-pentanol; and m-cresol); low molecular weight (less than about 10 residues) polypeptides; proteins, such as serum albumin, gelatin, or immunoglobulins; hydrophilic polymers such as polyvinylpyrrolidone; amino acids such as glycine, glutamine, asparagine, histidine, arginine, or lysine; monosaccharides, disaccharides and other carbohydrates including glucose, mannose, or dextrans; chelating agents such as EDTA; sugars such as lactose, sucrose, mannitol, trehalose or sorbitol; salt-forming counter-ions such as sodium; metal complexes (e.g., Zn-protein complexes); and/or non-ionic surfactants such as TWEEN™, including Tween 80, PLURONICS™ or polyethylene glycol (PEG), including PEG400. The active pharmaceutical ingredients may also be entrapped in microcapsules prepared, for example, by coacervation techniques or by interfacial polymerization, for example, hydroxymethylcellulose or gelatin-microcapsules and poly-(methylmethacrylate) microcapsules, respectively, in colloidal drug delivery systems (for example, liposomes, albumin microspheres, microemulsions, nano-particles and nanocapsules) or in macroemulsions. Such techniques are disclosed in Remington's Pharmaceutical Sciences 18th edition, (1995) Mack Publ. Co., Easton, PA. Other examples of drug formulations can be found in Liberman, H. A. and Lachman, L., Eds., Pharmaceutical Dosage Forms, Marcel Decker, Vol 3, 2<sup>nd</sup> Ed., New York, NY.

Pharmaceutically acceptable glidants may be selected from silicon dioxide, powdered cellulose, microcrystalline cellulose, metallic stearates, sodium aluminosilicate, sodium benzoate, calcium carbonate, calcium silicate, corn starch, magnesium carbonate, asbestos free talc, stearowet C, starch, starch 1500, magnesium lauryl sulfate, magnesium oxide, and combinations thereof.

The pharmaceutical formulations include those suitable for the administration routes detailed herein. The formulations may conveniently be presented in unit dosage form and may be prepared by any of the methods well known in the art of pharmacy. Techniques and formulations generally are found in Remington's Pharmaceutical Sciences 18<sup>th</sup> Ed. (1995) Mack Publishing Co., Easton, PA. Such methods include the step of bringing into association the active ingredient with the carrier which constitutes one or more accessory ingredients. In general the formulations are prepared by uniformly and intimately bringing into association the active ingredient with liquid carriers or finely divided solid carriers or both, and then, if necessary, shaping the product.

Pharmaceutical compositions may be in the form of a sterile injectable preparation, such as a sterile injectable aqueous or oleaginous suspension. This suspension may be formulated according to the known art using those suitable dispersing or wetting agents and suspending agents which have been mentioned above. The sterile injectable preparation may be a solution or a suspension in a non-toxic parenterally acceptable diluent or solvent, such as a solution in 1,3-butanediol or prepared from a lyophilized powder. Among the acceptable vehicles and solvents that may be employed are water, Ringer's solution and isotonic sodium chloride solution. In addition, sterile fixed oils may conventionally be employed as a solvent or suspending medium. For this purpose any bland fixed oil may be employed including synthetic mono- or diglycerides. In addition, fatty acids such as oleic acid may likewise be used in the preparation of injectables.

## EXAMPLES

### Example 1    tert-butyl 2-(propan-2-ylidene)hydrazinecarboxylate **2**

To a solution of tert-butyl hydrazinecarboxylate **1** (CAS Reg. No. 870-46-2) (25.1 g, 0.190 mol) in acetone (185 mL) was added the magnesium sulfate (6 g) and 12 drops acetic acid (Wu et al (2012) Jour. Med. Chem. 55(6):2724-2736; WO 2007/056170; Zawadzki et al (2003) Polish Jour. Chem. 77(3):315-319). The mixture was heated to reflux for 2.5 h and cooled to rt and filtered. The filtrate was concentrated to give tert-butyl 2-(propan-2-ylidene)hydrazinecarboxylate **2** (CAS Reg. No. 16689-34-2) as an off-white solid (32 g, 98%) (used in the next step without further purification). LC-MS [M+H]<sup>+</sup> = 172.9, RT = 2.11 min. <sup>1</sup>H NMR 300 MHz (CDCl<sub>3</sub>) δ 7.35 (br s, 1H, NH), 2.04 (s, 3H), 1.82 (s, 3H), 1.54 (s, 9H); <sup>13</sup>C NMR 300 MHz (CDCl<sub>3</sub>) δ 152.9, 149.7, 80.7, 28.1, 25.3, 15.9.



Example 2     tert-butyl 2-isopropylhydrazinecarboxylate **3**

tert-Butyl 2-(propan-2-ylidene)hydrazinecarboxylate **2** was reduced with palladium catalyst on carbon with hydrogen gas in acetic acid and methanol to give tert-butyl 2-isopropylhydrazinecarboxylate **3** (CAS Reg. No. 16689-35-3).

Alternatively, tert-Butyl 2-(propan-2-ylidene)hydrazinecarboxylate **2** (0.51 g, 3.0 mmol) was dissolved in 20 mL of THF, treated with NaBH<sub>3</sub>CN (0.19 g, 3.0 mmol) and a few mg of bromocresol green, followed by a solution of p-toluenesulfonic acid (0.57 g, 3.0 mmol) in 1.5 mL of THF which was added dropwise over approximately 1 h to maintain the reaction pH between 3.5-5.0. After stirring at room temperature for an additional hour, the solvent was removed by rotary evaporation, and the residue was partitioned between EtOAc (30 mL) and brine. The organic phase was extracted with sat. NaHCO<sub>3</sub>, 20 mL and brine, evaporated to a residue and dissolved in 10 mL of ethanol. The ethanolic solution was treated with 3.6 mL of 1M NaOH solution (3.6 mmol) and left to stir at rt for 30 min. The solvent was removed by rotary evaporation and the residue was taken up into ethyl acetate and extracted with water. The organic layer was evaporated under reduced pressure and the residue was purified by column chromatography using 5 % MeOH in DCM as eluent to collect tert-butyl 2-isopropylhydrazinecarboxylate **3** (0.4 g, 77 % yield): mp = 47-49 °C; R<sub>f</sub> = 0.44 (5 % MeOH in DCM); <sup>1</sup>H NMR 300 MHz (CDCl<sub>3</sub>) δ 6.03 (s, N-H, 1H), 3.92 (s, N-H, 1H), 3.14 (m, 1H), 1.46 (s, 9H), 1.02 (d, 6H, J = 6 Hz); <sup>13</sup>C NMR 300 MHz (CDCl<sub>3</sub>) δ 157.2, 80.8, 51.2, 28.7, 21.0.

Example 3     isopropylhydrazine hydrochloride **4**

tert-butyl 2-isopropylhydrazinecarboxylate **3** was treated with hydrochloric acid to remove the Boc protecting group and give **4** (CAS Reg. No. 16726-41-3).

Example 4     N'-isopropylacetohydrazonamide **6**

Methyl acetimidate hydrochloride **5** (CAS Reg. No. 14777-27-6), isopropylhydrazine hydrochloride **4**, and triethylamine were reacted in methanol to give **6** (CAS Reg. No. 73479-06-8).

Example 5     1-isopropyl-3-methyl-1H-1,2,4-triazole **7**

N'-isopropylacetohydrazonamide **6** was treated with triethylorthoformate in ethanol, followed by triethylamine and tetrahydrofuran to give **7** (CAS Reg. No. 1401305-30-3).

-25-

Example 6 2-chloro-N-methoxy-N-methylacetamide **10**

To a solution of 21.2 kg potassium carbonate  $K_2CO_3$  (153.7 mol, 3.0 eq) in 30 L  $H_2O$  was added, N,O-dimethylhydroxylamine **9** (CAS Reg. No. 1117-97-1) (5.0 kg, 51.3 mol, 1.0 eq) at 15~20 °C. The reaction was stirred at rt for 30min and 30 L methyl tert-butyl ether (TBME) was added. After stirred for 30min, the mixture was cooled to 5°C, and 11.6 kg of 2-Chloroacetyl chloride **8** (CAS Reg. No. 79-04-9 (102.7 mol, 2.0 eq) were added slowly. The reaction was stirred at rt overnight. Organics were separated from aqueous, and aqueous was extracted with TBME (30 L). The combined organics were washed with  $H_2O$  (50 L), brine (50 L) and dried over  $Na_2SO_4$ . Filtered and concentrated under vacuum afforded 5.1 kg of 2-chloro-N-methoxy-N-methylacetamide **10** (CAS Reg. No. 67442-07-3) as a white solid.

Example 7 4-bromo-2-fluorobenzimidamide hydrochloride **12**

To 35.0 L of lithium hexamethyldisilazide LiHMDS (35.0 mol, 1.4 eq, 1.0 M in THF) under  $N_2$  was added a THF solution of 4-Bromo-2-fluorobenzonitrile **11** (CAS Reg. No. 105942-08-3) (5.0 kg in 10 L THF) at 10 °C, the mixture was stirred at rt for 3h. Cooled to -20°C and 8.3 L of HCl-EtOH (6.6 M) were added. The mixture was stirred at -10 °C for additional 1h, filtered. The wet cake was washed with EA (10 L) and  $H_2O$  (6 L). Drying in vacuo yielded 5.8 kg 4-bromo-2-fluorobenzimidamide hydrochloride **12** (CAS Reg. No. 1187927-25-8) as an off-white solid.

Alternatively, to a 200-L vessel was charged 4-bromo-2-fluorobenzonitrile **11** (10 kg, 50.00 mol, 1.00 equiv) and ethanol (100 L) followed by purging 40 kg Hydrogen chloride (g) at -10 °C with stirring (Scheme 4). The resulting solution was allowed to react for an additional 36 h at 10 °C. The reaction progress was monitored by TLC until **11** was consumed completely. The resulting mixture was concentrated under vacuum while maintaining the temperature below 60 °C. The volume was concentrated to 10~15 L before 60 L MTBE was added to precipitate the product. The precipitates were collected by filtration to afford in 12 k g of ethyl 4-bromo-2-fluorobenzimidate hydrochloride **12** as a white solid. (Yield: 85%).  $^1H$  NMR  $\delta$  7.88-7.67 (m), 4.89 (br s), 4.68 (q), 3.33 (m), 1.61 (t). MS  $M+1$ : 245.9, 248.0.

To a 200L vessel, was charged ethyl 4-bromo-2-fluorobenzimidate hydrochloride (12.5 k g, 44mol, 1.00 equiv, 99%) and ethanol (125 L) followed by purging  $NH_3$  (g) at -5 °C for 12 h. The resulting solution was stirred at 30 °C for an additional 24 h. The reaction progress was monitored by TLC until SM was consumed completely. The precipitates were filtered and the filtrate was concentrated under vacuum. The product was precipitated and collected by filtration

-26-

to afford 6.1 kg (54.5%) of 4-bromo-2-fluorobenzamidine hydrochloride **12** as a white solid. <sup>1</sup>H NMR δ 9.60 (br), 7.91-7.64 (m), 3.40 (s), 2.50 (m). MS M+1: 216.9, 219.9.

Example 8 2-chloro-1-(1-isopropyl-3-methyl-1H-1,2,4-triazol-5-yl)ethanone **13**

To a 10L four necked flask was charged 1-Isopropyl-3-methyl-1H-1,2,4-triazole **7** (400 g) in THF (2.5 L). The resulting solution was cooled to -40 °C and 2.5 M n-butyllithium BuLi in n-hexanes (1.41 L) was added while keeping the internal temp. below -20°C. The resulting yellow suspension was stirred at -40°C for 1 hour before being transferred. To a 20L flask was charged 2-chloro-N-methoxy-N-methylacetamide **10** (485 g) in THF (4 L). The resulting solution was cooled to -40 °C at which point a white suspension was obtained, and to this was added the solution of lithiated triazole **7** keeping the internal temp. below -20°C. At this point a yellow orange solution was obtained which was stirred at -30°C for 1 hour. Propionic acid (520 mL) was added keeping the internal temp. below -20°C. The resulting off-white to yellowish suspension was warmed to -5 °C over 30 minutes. Citric acid (200 g) in water (0.8 L) was added and after stirring for 5 minutes a clear biphasic mixture was obtained. At this point stirring was stopped and the bottom aqueous layer was removed. The organic phase was washed with 20w% K<sub>3</sub>PO<sub>4</sub> solution (1 L), 20w% K<sub>2</sub>HPO<sub>4</sub> solution (2 L), and 20w% NaCl solution (1 L). The organics was reduced to ca 4L via distillation under vacuum to afford 2-chloro-1-(1-isopropyl-3-methyl-1H-1,2,4-triazol-5-yl)ethanone **13** as a dark amber liquid which was used "as is" in the next step.

Example 9 5-(2-(4-bromo-2-fluorophenyl)-1H-imidazol-4-yl)-1-isopropyl-3-methyl-1H-1,2,4-triazole **V**

To a 10 L four-neck flask were charged with THF (5.6 L), 4-bromo-2-fluorobenzimidamide hydrochloride **12** (567 g), KHCO<sub>3</sub> (567 g) and water (1.15 L). The resulting white suspension was heated to 60°C over 2 hours. At this point a hazy solution was obtained to which was added a solution of 2-Chloro-1-(1-isopropyl-3-methyl-1H-1,2,4-triazol-5-yl)ethanone **13** in THF (2 L). This solution was stirred at 60-65 °C for 24 hours. Then the aqueous bottom layer was removed. The organic layer was concentrated under vacuum. The residue was slurried in a mixture of MIBK (1.25 L) and toluene (0.7 L), and the precipitated product was filtered giving 552 g of 5-(2-(4-bromo-2-fluorophenyl)-1H-imidazol-4-yl)-1-isopropyl-3-methyl-1H-1,2,4-triazole **V** (98.0% purity, 254 nm) as a brown solid

-27-

Example 10 2-(2-(4-bromo-2-fluorophenyl)-4-(1-isopropyl-3-methyl-1H-1,2,4-triazol-5-yl)-1H-imidazol-1-yl)ethanol **14**

5 5-(2-(4-Bromo-2-fluorophenyl)-1H-imidazol-4-yl)-1-isopropyl-3-methyl-1H-1,2,4-triazole **V** (2.75 kg, 7.55 mol) was added to a solution of 3-dioxolan-2-one (ethylene carbonate, 3.99 kg, 45.3 mol) in *N*-methylimidazole (12 L) at 50 °C. The suspension was heated at 80 °C for 7 h until the reaction was judged complete by HPLC. The solution of **14** was cooled to 35 °C and used directly in the subsequent cyclization.

Example 11 9-bromo-2-(1-isopropyl-3-methyl-1H-1,2,4-triazol-5-yl)-5,6-dihydrobenzo[f]imidazo[1,2-d][1,4]oxazepine **III**

10 To a solution of 2-(2-(4-Bromo-2-fluorophenyl)-4-(1-isopropyl-3-methyl-1H-1,2,4-triazol-5-yl)-1H-imidazol-1-yl)ethanol (7.55 mmol) **14** in *N*-methylimidazole (12 L) at 35 °C was added methyl tributylammonium chloride (115 g, 0.453 mol), toluene (27.5 L) and 35% potassium hydroxide solution (10.6 kg, 25 mol in 22 L of water). The biphasic solution was stirred vigorously at 65 °C for 18 h when it was judged complete by HPLC. Stirring was stopped  
15 but heating was continued and the bottom aqueous layer was removed. Added isopropyl acetate (13.8 L) and the organic phase was washed twice with water (13.8 L and 27.5 L). The solvent was removed via vacuum distillation and after 30 L had been removed, isopropanol (67.6 L) was added. Vacuum distillation was resumed until an additional 30 L of solvent had been removed. Added additional isopropanol (28.8 L) and continued vacuum distillation until the volume was reduced by 42 L. Added isopropanol (4L) and the temperature was increased to >50 °C. Added  
20 water (28 L) such that the internal temperature was maintained above 50 °C, then heated to 75 °C to obtain a clear solution. The mixture was allowed to cool slowly and the product crystallized out of solution. The resulting suspension was cooled to 0 °C, held for 1 h then filtered and the cake was washed with water (5.5 L). The cake was dried at 45 °C under a nitrogen sweep to give  
25 **III** as a tan solid (3.30 kg, 71.6 wt %, 80.6% yield).

Example 12 2-methyl-2-(1H-pyrazol-1-yl)propanoic acid **16**

2-Bromo-2-methylpropanoic acid **15** and pyrazole were reacted in triethylamine and 2-methyltetrahydrofuran to give **16**.

Example 13 ethyl 2-methyl-2-(1H-pyrazol-1-yl)propanoate **17**

30 2-Methyl-2-(1H-pyrazol-1-yl)propanoic acid **16** was treated with sulfuric acid in ethanol to give **17**.

-28-

Alternatively, pyrazole (10 g, 147 mmol, 1.0 eq.) was dissolved in DMF (500 ml) at room temperature (Scheme 8). 2-Bromoisobutyrate **18** (22 ml, 147 mmol, 1.0 eq.), cesium carbonate Cs<sub>2</sub>CO<sub>3</sub> (53 g, 162 mmol, 1.1 eq) and catalytic sodium iodide NaI (2.2 g, 15 mmol, 0.1, eq) were added to the mixture that was then heated to 60 °C for 24 hr. Reaction was followed by  
5 <sup>1</sup>H NMR and pyrazole was not detected after 24 hr. The reaction mixture was quenched with a saturated solution of NaHCO<sub>3</sub> (200 ml) and ethyl acetate EtOAc (150 ml) was added and organics were separated from aqueous. Organics were dried over Na<sub>2</sub>SO<sub>4</sub>, filtered and concentrated under vacuum to afford an oil which was purified by flash chromatography to give **17**.

10        Example 14    Ethyl 2-(4-bromo-1H-pyrazol-1-yl)-2-methylpropanoate **IV**

Method A:    Ethyl 2-methyl-2-(1H-pyrazol-1-yl)propanoate **17** was reacted with N-bromosuccinimide (NBS) in 2-methyltetrahydrofuran to give **IV** (CAS Reg. No. 1040377-17-0).

Method B:    Ethyl 2-bromo-2-methylpropanoate **18** and pyrazole were reacted with sodium tert-butoxide in dimethylformamide (DMF) to give a mixture of ethyl 2-methyl-2-(1H-pyrazol-1-yl)propanoate **17** and ethyl 2-methyl-3-(1H-pyrazol-1-yl)propanoate **19** which was  
15    treated with 1,3-dibromo-5,5-dimethylimidazolidine-2,4-dione to give a mixture of **IV**, ethyl 3-(4-bromo-1H-pyrazol-1-yl)-2-methylpropanoate **20**, and 4-bromo-1H-pyrazole **21**. The mixture was treated with a catalytic amount of lithium hexamethyldisilazide in tetrahydrofuran followed by acidification with hydrochloric acid to give **IV**.

20        Example 15    ethyl 2-methyl-2-(4-(4,4,5,5-tetramethyl-1,3,2-dioxaborolan-2-yl)-1H-pyrazol-1-yl)propanoate **22**

To a 50 L glass reactor was charged ethyl 2-(4-bromo-1H-pyrazol-1-yl)-2-methylpropanoate **IV** (1.00 kg, 3.85 mol, 1.00 equiv), potassium acetate, KOAc (0.47 kg, 4.79 mol 1.25 equiv), 4,4,4',4',5,5,5',5'-octamethyl-2,2'-bi(1,3,2-dioxaborolane),  
25    bis(pinacolato)diboron, B<sub>2</sub>Pin<sub>2</sub> (1.22 kg, 4.79 mol, 1.25 equiv) and ethanol (10 L, 10 vol) and the mixture was stirred until a clear solution was obtained. The solution was vacuum/degassed 3x with nitrogen. To this mixture was charged XPhos ligand (0.023 kg, 0.048 mol, 1.0 mol %) and the Pd precatalyst (0.018 kg, 0.022 mol, 0.5 mol %) resulting in a homogeneous orange solution. The solution was vacuum/degassed once with nitrogen. The internal temperature of the reaction  
30    was set to 75 °C and the reaction was sampled every 30 min once the set temperature was reached and was monitored by LC (IPC method: XTerra MS Boronic). After 5 h, conversion to **22** (CAS Reg. No. 1201657-32-0) was almost complete, with 1.3% **IV** remaining.

-29-

Example 16 ethyl 2-(4-(2-(1-isopropyl-3-methyl-1H-1,2,4-triazol-5-yl)-5,6-dihydrobenzo[f]imidazo[1,2-d][1,4]oxazepin-9-yl)-1H-pyrazol-1-yl)-2-methylpropanoate **23**

Ethyl 2-methyl-2-(4-(4,4,5,5-tetramethyl-1,3,2-dioxaborolan-2-yl)-1H-pyrazol-1-yl)propanoate **22** and 9-bromo-2-(1-isopropyl-3-methyl-1H-1,2,4-triazol-5-yl)-5,6-dihydrobenzo[f]imidazo[1,2-d][1,4]oxazepine **III** were reacted under Suzuki conditions with palladium catalyst, in isopropanol and aqueous phosphate buffer to give **23**.

A 1M solution of K<sub>3</sub>PO<sub>4</sub> (1.60 kg in 7.6 L of water, 7.54 mol, 2.00 equiv) was charged to the above reaction mixture from Example 15, followed by the addition of a solution of **III** in THF (1.33 kg in 5.0 L, 3.43 mol, 0.90 equiv) over 2 min. The reaction mixture was warmed to 75 °C (internal temperature) over 45 min and stirred for 13 h at 75 °C, then analyzed by HPLC (**III** not detected) showing the formation of **23**.

Example 17 2-(4-(2-(1-isopropyl-3-methyl-1H-1,2,4-triazol-5-yl)-5,6-dihydrobenzo[f]imidazo[1,2-d][1,4]oxazepin-9-yl)-1H-pyrazol-1-yl)-2-methylpropanoic acid **II**

Ethyl 2-(4-(2-(1-isopropyl-3-methyl-1H-1,2,4-triazol-5-yl)-5,6-dihydrobenzo[f]imidazo[1,2-d][1,4]oxazepin-9-yl)-1H-pyrazol-1-yl)-2-methylpropanoate **23** was treated with aqueous lithium hydroxide to give **II**.

The ester saponification reaction was initiated with the addition of 3.5 M aqueous LiOH (0.74 kg in 5.0 L, 17.64 mol, 5 equiv) to the reaction mixture from Example 16 and allowed to warm to 75 °C. The mixture was sampled every 30 min (IPC method: XTerra MS Boronic) and the saponification was complete after 4.5 h (with less than 0.3% **23** remaining). The reaction mixture was concentrated via distillation to approximately half volume (starting vol = 37 L; final vol = 19 L) to remove EtOH and THF, resulting in tan-brown slurry. Water (5 L, 5 vol) was charged to the mixture and then distilled (starting vol = 25 L; final vol = 21 L). The temperature was set at 60 °C (jacket control) and then charged with isopropyl acetate, IPAc (4 L, 4 vol). The biphasic mixture was stirred a minimum of 5 min and then the layers allowed to separate for a minimum of 5 min. The bottom aqueous layer was removed into a clean carboy and the organics were collected into a second carboy. The extraction process was repeated a total of four times, until the organic layer was visibly clear. The aqueous mixture was transferred back to the reactor and then cooled to 15 °C. A 6 M solution of HCl (6.4 L, 38.40 mol, 10 equiv) was charged slowly until a final pH = 1 was obtained. The heterogeneous mixture was then filtered. The resulting solids were washed twice with 5 L (2 x 5 vol) of water. The filter was then heated to 80

-30-

°C and the vacuum set to -10 Psi (with nitrogen bleed) and the solids were dried for 24 h (KF = 2.0 % H<sub>2</sub>O) to give 1.54 kg (95% corrected yield) of **II** as a white solid; 98% wt, 97.3 % pure.

**Example 18** 2-(4-(2-(1-isopropyl-3-methyl-1H-1,2,4-triazol-5-yl)-5,6-dihydrobenzo[f]imidazo[1,2-d][1,4]oxazepin-9-yl)-1H-pyrazol-1-yl)-2-methylpropanamide **I**  
5 (GDC-0032)

2-(4-(2-(1-Isopropyl-3-methyl-1H-1,2,4-triazol-5-yl)-5,6-dihydrobenzo[f]imidazo[1,2-d][1,4]oxazepin-9-yl)-1H-pyrazol-1-yl)-2-methylpropanoic acid **II** was treated with di(1H-imidazol-1-yl)methanone (carbonyldiimidazole, CDI) in tetrahydrofuran followed by methanolic ammonia to give crude **I**.

10 Solid **II** (1.44 kg, 3.12 mol, 1.00 equiv) was transferred into a 20 L bottle and then THF (10 L, 7 vol) was charged. The slurry was transferred under reduced pressure into a second 50 L reactor and additional THF (5 L, 3 vol) was added for the rinse. The internal temperature of the slurry was set to 22 °C and 1'-carbonyldiimidazole, CDI (0.76 Kg, 5.12 mol, 1.50 equiv) was charged to the mixture and a clear solution was observed after 5 min. The reaction mixture was  
15 sampled every 30 min and analyzed by HPLC (IPC: XTerra MS Boronic method) which showed almost complete conversion to the acyl-imidazole intermediate and 1.2% remaining **II** after 30 min. An additional portion of CDI (0.07 kg, 0.15 mol, 0.14 equiv) was added, and the reaction mixture was stirred for 1 h and then analyzed by HPLC (IPC: XTerra MS Boronic method) which showed 0.8% remaining **II**.

20 Into a second 50-L reactor, was added NH<sub>3</sub>/MeOH (1.5 L, 10.5 mol, 3.37 equiv) and THF (5 L, 3 vol). The acyl-imidazole intermediate was transferred to a second reactor under reduced pressure (transfer time ~10 min). The internal temperature was then set to 45 °C and the volume of solvent was distilled down from 35 L to 12 L. Water (6 L, 4 vol) was then added to the mixture that was further distilled from 18 L to 11 L. Finally, another portion of water (6 L, 4 vol)  
25 was added and the solvents were distilled one last time from 17 L to 14 L, until no more THF was coming out. The reaction was then cooled down to 10 °C (internal temperature). The white slurry was filtered and the filter cake was washed with water (2 x 6 L, 2 x 4 vol). The solids were then dried at 80 °C (jacket temp) in the Aurora filter for 24 h (KF = 1.5 % H<sub>2</sub>O) under vacuum to give 1.25 kg crude **I**, GDC-0032 (84% corrected yield, 96% wt, 97.3 % pure by HPLC) as a  
30 white solid.

A slurry of crude **I** (1.15 kg, 2.50 moles) in MeOH (6 L, 5 vol) was prepared and then charged to a 50 L glass reactor. Additional MeOH (24 L, 21 vol) was added to the mixture,

-31-

which was then heated to 65 °C. A homogenous mixture was obtained. Si-thiol (Silicycle, Inc., 0.23 kg, 20% wt) was added to the solution via the addition port and the mixture was stirred for 3 hours. It was then filtered warm via the Aurora filter (jacket temperature = 60 °C, polish filtered and transferred directly into a second 50 L reactor with reduced pressure. The solution was then heated back to 65 °C internal temperature (IT). The homogeneous solution was cooled down to 54 °C and **I** seeds (12 g, 1% wt) in MeOH (50 mL) were added with reduced pressure applied to the reactor. The mixture was then cooled down to 20 °C over 16 hours. The solids were then filtered via the Aurora filter and dried at 80 °C for 72 hours to give 921 g, 80% yield of **I** as a methanoate solvate (form A by XRPD,) and transferred to a pre-weighed charge-point bag.

10 In an isolator, the solids were slurried in IPAc (8 L, 7 vol) and transferred to a clean 10 L reactor. The mixture was stirred for 1 h at 60 °C (IT). The solids were then filtered via the Aurora system and dried at 80 °C (jacket) for 96 h. A sample of **I** was removed and analyzed by GC (IPAc = 1%). To attempt more efficient drying, the API was transferred to two glass trays in an isolator and sealed with a drying bag before being dried in a vacuum oven set at 100 °C for 16 h. GC (IPC: Q12690V2) showed 1% solvent was still present. The process afforded 760 g (68% corrected yield, 68% wt, 99.9 % purity by LC) of a white solid (form B by XRPD).

Crude **I** (340.7 g) was charged to a 2-L HDPE bottle and slurried with 0.8L isoamylalcohol (IAA). The slurry was transferred to a 20 L reactor and diluted with 6.7 L round-bottom flask (22 vol total). The white slurry was heated until a solution was observed (internal temperature rose to 118 °C and then cooled to 109 °C). The solution was polish filtered (0.2 µm filter). A flask was equipped with overhead stirring and the filtrate was slurried in isoamyl alcohol (344 mL, 21 vol). The mixture was warmed to 95 °C (internal) until the solids dissolved. A slurry of charcoal (10 wt%, 0.16g) and silicycle thiol (10 wt%, 0.16g) in isoamyl alcohol (1 vol, 16 mL) was charged and the mixture was stirred at 90-95 °C for 1 h and then filtered (over Celite® pad). The clear amber colored solution was cooled to 73 °C (seeding temp range = 70 ±5 °C) and a GDC-0032 **I** seed (10 wt%, 0.16g) was added. The temperature of the heating mantle was turned off and the mixture was allowed to cool to room temperature overnight with stirring (200 rpm). After 17 hr, the white solids were filtered starting with slow gravity filtration and then vacuum was applied. The solids were suction dried for 20 min with mixing until a free flowing powder was obtained. Crude weight prior to oven drying = 16 g. The solids were oven-dried at 100 °C for 24 h and then sampled for testing. Drying continued at 100 °C for another 24



hr. <sup>1</sup>H NMR (DMSO d<sub>6</sub>) δ 8.38 (t), 8.01 (s), 7.87 (s), 7.44, 7.46 (d), 7.36 (s), 7.18 (br s), 6.81 (br s), 5.82 (m), 3.99 (s), 2.50 (s), 2.26 (s), 1.75 (s), 1.48, 1.46 (d).

Purified 2-(4-(2-(1-isopropyl-3-methyl-1H-1,2,4-triazol-5-yl)-5,6-dihydrobenzo[f]imidazo[1,2-d][1,4]oxazepin-9-yl)-1H-pyrazol-1-yl)-2-methylpropanamide **I** (GDC-0032) was dry granulation formulated in tablet form by the roller compaction method (He et al (2007) Jour. of Pharm. Sci., 96(5):1342-1355) with excipients including lactose, microcrystalline cellulose (AVICEL® PH 01, FMC BioPolymer, 50 µm particle), croscarmellose sodium (Ac-Di-Sol®, FMC BioPolymer), and magnesium stearate.

Example 19 4-bromo-2-fluoro-N-hydroxybenzimidamide **24**

To a solution of 4-Bromo-2-fluorobenzonitrile **11** (800 g, 4 mol, 1 eq), hydroxylamine hydrochloride (695 g, 10 mol, 2.5 eq) in MeOH (2 L, 2.5 vol) was added Et<sub>3</sub>N (485 g, 4.8 mol, 1.2 eq), then the mixture was stirred at 60 °C for 40 min and checked by HPLC (no nitrile remaining). Reaction was then quenched by H<sub>2</sub>O (30 L), and lots of off-white solid was separated out, and then filtered, the filter cake was washed with water (10 L x 2) and 1350 g wet 4-bromo-2-fluoro-N-hydroxybenzimidamide **24** was obtained with 96% purity.

Example 20 ethyl 3-(4-bromo-2-fluorobenzimidamidooxy)acrylate **25**

To a solution of 4-Bromo-2-fluoro-N-hydroxybenzimidamide **24** (800 g, 3.43 mol, 1 eq) and Amberlyst® A21 (20 wt%, 160 g) in PhMe (12 L, 15 vol) was added ethyl propiolate (471 g, 4.8 mol, 1.4 eq) at 10 °C. The reaction was stirred at 50 °C overnight and checked by LC-MS (ca 14A% of starting material **24** was left). Reaction was then filtered and the filtrate was concentrated under vacuum, and 1015 g ethyl 3-(4-bromo-2-fluorobenzimidamidooxy)acrylate **25** was obtained as a yellow oil with 84.9% LC purity (yield: 89%).

Example 21 ethyl 2-(4-bromo-2-fluorophenyl)-1H-imidazole-4-carboxylate **26**

A solution of ethyl 3-(4-bromo-2-fluorobenzimidamidooxy)acrylate **25** (300 g, 0.91 mol, 1 eq) in diphenyl oxide (900 mL, 3 vol) was stirred at 190 °C under N<sub>2</sub> for 1 h and checked by LC-MS (no **25** remaining). Cooled the mixture to rt and TBME (600 mL, 2 vol of **25**) was added, and then PE (1.8 L, 6 vol of **25**) was dropwise added to separate out solids. The mixture was stirred at rt for 20 min, and filtered to give 160 g wet cake. The wet cake was washed with PE (1 L) and dried to afford 120 g ethyl 2-(4-bromo-2-fluorophenyl)-1H-imidazole-4-carboxylate **26** with 92% LC purity as brown solids.

Example 22 ethyl 2-(4-bromo-2-fluorophenyl)-1-(2-hydroxyethyl)-1H-imidazole-4-carboxylate **27**

Ethyl 2-(4-bromo-2-fluorophenyl)-1H-imidazole-4-carboxylate **26** and 1,3-dioxolan-2-one and N-methylimidazole were reacted to give **27**.

5        Example 23 9-bromo-5,6-dihydrobenzo[f]imidazo[1,2-d][1,4]oxazepine-2-carboxylic acid **28**

Ethyl 2-(4-bromo-2-fluorophenyl)-1-(2-hydroxyethyl)-1H-imidazole-4-carboxylate **27**, potassium hydroxide and methyl tributylammonium hydrochloride were reacted at 65 °C, cooled, and concentrated. The mixture was dissolved in ethanol and water to crystallize **28**.

10       Example 24 9-bromo-N-(1-iminoethyl)-5,6-dihydrobenzo[f]imidazo[1,2-d][1,4]oxazepine-2-carboxamide **29**

9-Bromo-5,6-dihydrobenzo[f]imidazo[1,2-d][1,4]oxazepine-2-carboxylic acid **28**, triphenylphosphine, and acetamidine were reacted to give **29**.

15       Example 25 9-bromo-2-(1-isopropyl-3-methyl-1H-1,2,4-triazol-5-yl)-5,6-dihydrobenzo[f]imidazo[1,2-d][1,4]oxazepine **III**

9-Bromo-N-(1-iminoethyl)-5,6-dihydrobenzo[f]imidazo[1,2-d][1,4]oxazepine-2-carboxamide **29** was reacted with isopropylhydrazine hydrochloride **4** in acetic acid to give **III**.

Example 26 2-(4-bromo-2-fluorophenyl)-1H-imidazole-4-carboxylic acid **30**

20       3-Chloro-2-oxopropanoic acid and 4-bromo-2-fluorobenzimidamide hydrochloride **12** are reacted with base to give 2-(4-bromo-2-fluorophenyl)-1H-imidazole-4-carboxylic acid **30**.

25       Alternatively, to a solution of ethyl 2-(4-bromo-2-fluorophenyl)-1H-imidazole-4-carboxylate **26** (1350 g, 4.3 mol) in THF (8.1 L, 6 vol) and H<sub>2</sub>O (4 L, 3 vol) was added NaOH (520 g, 13 mol, 3 eq), and the reaction was stirred at 65 °C for 48 h till it completed (checked by LC-MS). Adjust the mixture with 2 M HCl to pH = 5, and product was separated out as a yellow solid, filtered to give 2.2 kg wet cake, the wet cake was washed with H<sub>2</sub>O (1.5 L), DCM (1.5 L x 3), PE (1 L), and dried to afford 970 g pure 2-(4-bromo-2-fluorophenyl)-1H-imidazole-4-carboxylic acid **30** (Scheme 10).

Example 27 5-(2-(4-bromo-2-fluorophenyl)-1H-imidazol-4-yl)-1-isopropyl-3-methyl-1H-1,2,4-triazole **V**

Reaction of **30** with N'-isopropylacetohydrazonamide **6** and coupling reagent HBTU in DMF gives intermediate, 2-(4-bromo-2-fluorophenyl)-N-(1-(2-isopropylhydrazinyl)ethylidene)-1H-imidazole-4-carboxamide **31** which cyclizes upon heating to give **V**.

Example 28 tert-butyl 2-hydroxyethylcarbamate gives tert-butyl 2-(5-bromo-2-cyanophenoxy)ethylcarbamate **32**

Alkylation of 4-bromo-2-fluorobenzonitrile **11** with tert-butyl 2-hydroxyethylcarbamate gives **32**.

Example 29 8-bromo-3,4-dihydrobenzo[f][1,4]oxazepin-5(2H)-imine **33**

Cyclization of tert-butyl 2-hydroxyethylcarbamate gives tert-butyl 2-(5-bromo-2-cyanophenoxy)ethylcarbamate **32** under acidic conditions, such as hydrochloric acid in ethanol, gives **33**.

Example 30 9-bromo-5,6-dihydrobenzo[f]imidazo[1,2-d][1,4]oxazepine-2-carboxylic acid **28**

Reaction of 3-bromo-2-oxopropanoic acid and 8-bromo-3,4-dihydrobenzo[f][1,4]oxazepin-5(2H)-imine **33** gives **28** (CAS Reg. No. 1282516-74-8).

Example 31 9-bromo-2-(1-isopropyl-3-methyl-1H-1,2,4-triazol-5-yl)-5,6-dihydrobenzo[f]imidazo[1,2-d][1,4]oxazepine **III**

Coupling of **28** with N'-isopropylacetohydrazonamide **6** and coupling reagent HBTU in DMF gives intermediate, 9-bromo-N-(1-(2-isopropylhydrazinyl)ethylidene)-5,6-dihydrobenzo[f]imidazo[1,2-d][1,4]oxazepine-2-carboxamide **34**, which forms **III** upon heating.

Example 32 methyl 4-bromo-2-fluorobenzimidate **35**

Reaction of 4-bromo-2-fluorobenzonitrile **11** with sodium methoxide in methanol gives **35**.

Example 33 8-bromo-3,4-dihydrobenzo[f][1,4]oxazepin-5(2H)-imine **33**

Alkylation of methyl 4-bromo-2-fluorobenzimidate **35** with 2-aminoethanol gives 4-bromo-2-fluoro-N-(2-hydroxyethyl)benzimidamide **36**, followed by cyclization to **33** (Scheme 13).

-35-

Alternatively, reaction of **11** with 2-aminoethanol and potassium tert-butoxide displaces fluorine to give 2-(2-aminoethoxy)-4-bromobenzonitrile hydrochloride **37**. Ring closure of **37** with trimethylaluminum gave **33** (Scheme 14). A solution of **11** (10 g, 50 mmol) and 2-aminoethanol (3.1 mL, 50.8 mmol) in 2-methyltetrahydrofuran (80 mL) was cooled to 0 °C and a solution of 1M potassium tert-butoxide in tetrahydrofuran (55 mL, 55 mmol) was slowly added while maintaining the solution temperature below 5 °C. The reaction was stirred at 0 °C for 30 min until judged complete by HPLC at which point it was warmed to 25 °C. A solution of 0.5M HCl in isopropanol (100 mL, 50 mmol) was added and the desired HCl salt **3** crystallized directly from the solution. The solid was collected by filtration and dried under vacuum with a nitrogen bleed to give 2-(2-aminoethoxy)-4-bromobenzonitrile hydrochloride **37** as a white solid. (12.1 g, 87 % yield).

To a flask was charged **37** (9.00 g, 32.4 mmol) and toluene (90.0 ml). The suspension was cooled to 0 °C and was added trimethylaluminum (1.8 equiv., 58.4 mmol, 2M in toluene) drop-wise over 30 minutes. The suspension was then stirred at room temperature for 1 h and then warmed to 100 °C. After 5 h, the solution was cooled to 0 °C and quenched with aqueous NaOH (2N, 90.0 ml). The suspension was extracted with EtOAc (4 x 90 ml) and the combined extracts were dried over then filtered through Celite®. The solution was concentrated and the residue triturated with EtOAc to afford 8-bromo-3,4-dihydrobenzo[f][1,4]oxazepin-5(2H)-imine **33** (6.26 g, 26.0 mmol, 80% yield) as white crystalline solid.

**Example 34** 4-chloro-2-fluoro-N-hydroxybenzimidamide **39**

To a solution of 4-chloro-2-fluorobenzonitrile **38** (400 g, 2.58 mol, 1.0 eq), hydroxylamine hydrochloride (448 g, 6.45 mol, 2.5 eq) in MeOH (1 L, 2.5 vol) was added Et<sub>3</sub>N (313 g, 3.1 mol, 1.2 eq), then the mixture was stirred at 60 °C for 40 min and checked by HPLC (no nitrile remaining). Reaction was then quenched by H<sub>2</sub>O (10 L), and lots of off-white solid was separated out, and then filtered, the filter cake was washed with water (10 L x 2) and 378 g 4-chloro-2-fluoro-N-hydroxybenzimidamide **39** was obtained with 93% purity (Scheme 15).

**Example 35** ethyl 3-(4-chloro-2-fluorobenzimidamidooxy)acrylate **40**

To a solution of 4-chloro-2-fluoro-N-hydroxybenzimidamide **39** (378 g, 2 mol, 1.0 eq) and Amberlyst® A21 (20 wt%, 75.6 g) in toluene PhMe (5.6 L, 15 vol) was added ethyl propiolate (275 g, 2.8 mol, 1.4 eq) at 30 °C. The reaction was stirred at 30 °C overnight and checked by LC-MS. Reaction was then filtered and the filtrate was concentrated under vacuum,

-36-

and 550 g ethyl 3-(4-chloro-2-fluorobenzimidamidooxy)acrylate **40** was obtained as a yellow oil with 83% LC purity (Scheme 15).

Example 36 ethyl 2-(4-chloro-2-fluorophenyl)-1H-imidazole-4-carboxylate **41**

A solution of ethyl 3-(4-chloro-2-fluorobenzimidamidooxy)acrylate **40** (550 g, 1.9 mol, 1.0 eq, 83% LC purity) in diphenyl oxide (1.65 L, 3 vol) was stirred at 190 °C under N<sub>2</sub> for 1 h and checked by LC-MS (no **40** remaining). Cooled the mixture to rt and PE (10 L) was added dropwise. The mixture was stirred at rt for 20 min, and filtered to give 400 g wet cake, after purified by chromatography on silica gel (PE / EA=1 / 5) to get 175 g pure ethyl 2-(4-chloro-2-fluorophenyl)-1H-imidazole-4-carboxylate **41** with 98% LC purity (Scheme 15).

Example 37 2-(4-chloro-2-fluorophenyl)-1H-imidazole-4-carboxylic acid **42**

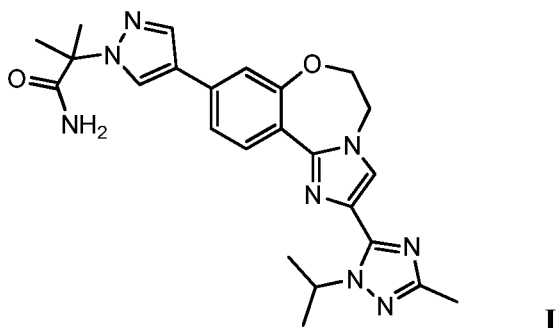
To a solution of ethyl 2-(4-chloro-2-fluorophenyl)-1H-imidazole-4-carboxylate **41** (175 g, 4.3 mol) in THF (1 L, 6 vol) and H<sub>2</sub>O (500 mL, 3 vol) was added NaOH (78 g, 1.95 mol, 3.0 eq), and the reaction was stirred at 65 °C for 48 h till it completed (checked by LC-MS). Adjust the mixture with 2 N HCl to pH = 5, and product was separated out as a yellow solid, filtered to give 210 g wet cake, the wet cake was washed with H<sub>2</sub>O (300 mL), DCM (3 x 300 mL), PE (500 mL), and dried to afford 110 g pure 2-(4-chloro-2-fluorophenyl)-1H-imidazole-4-carboxylic acid **42** (CAS Reg. No. 1260649-87-3) (Scheme 15). <sup>1</sup>H NMR (DMSO d<sub>6</sub>) δ: 12.8 (br s), 8.0, 7.9 (br s), 7.46, 7.4 (m).

Although the foregoing invention has been described in some detail by way of illustration and example for purposes of clarity of understanding, the descriptions and examples should not be construed as limiting the scope of the invention. Accordingly, all suitable modifications and equivalents may be considered to fall within the scope of the invention as defined by the claims that follow. The disclosures of all patent and scientific literature cited herein are expressly incorporated in their entirety by reference.

-37-

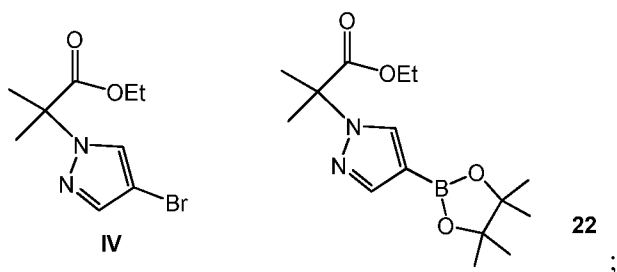
### Claims

1. A process for preparing (2-(4-(2-(1-isopropyl-3-methyl-1H-1,2,4-triazol-5-yl)-5,6-dihydrobenzo[f]imidazo[1,2-d][1,4]oxazepin-9-yl)-1H-pyrazol-1-yl)-2-methylpropanamide **I**,  
 5 having the structure:

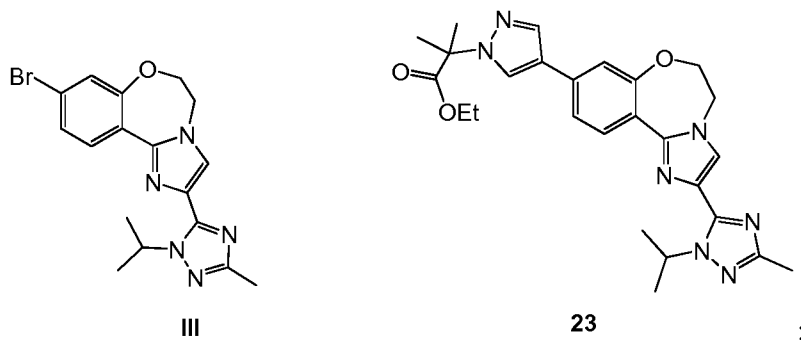


and stereoisomers, geometric isomers, tautomers, and pharmaceutically acceptable salts thereof, comprising:

- (a) reacting **IV** and 4,4,4',4',5,5,5',5'-octamethyl-2,2'-bi(1,3,2-dioxaborolane) to form  
 10 **22**

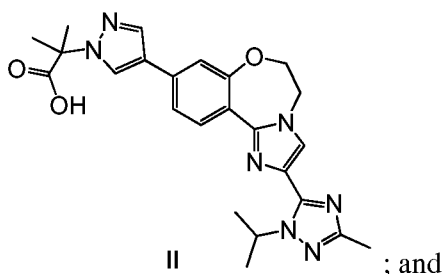


- (b) reacting **22**, a palladium catalyst, and **III** to form **23**



- (c) reacting **23** with an aqueous basic reagent to form **II**

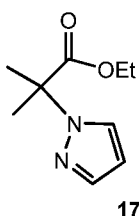
-38-



; and

(d) reacting **II** with an acyl activating reagent, followed by ammonia to give **I**.

2. The process of claim 1 wherein **IV** is prepared by reacting **17**:



5 with a brominating reagent.

3. The process of claim 1 or 2 wherein the palladium catalyst is selected from PdCl<sub>2</sub>(PPh<sub>3</sub>)<sub>2</sub>, Pd(t-Bu)<sub>3</sub>, PdCl<sub>2</sub> dppf CH<sub>2</sub>Cl<sub>2</sub>, Pd(PPh<sub>3</sub>)<sub>4</sub>, Pd(OAc)/PPh<sub>3</sub>, Cl<sub>2</sub>Pd[(Pet<sub>3</sub>)<sub>2</sub>], Pd(DIPHOS)<sub>2</sub>, Cl<sub>2</sub>Pd(Bipy), [PdCl(Ph<sub>2</sub>PCH<sub>2</sub>PPh<sub>2</sub>)]<sub>2</sub>, Cl<sub>2</sub>Pd[P(o-tol)<sub>3</sub>]<sub>2</sub>, Pd<sub>2</sub>(dba)<sub>3</sub>/P(o-tol)<sub>3</sub>, Pd<sub>2</sub>(dba)/P(furyl)<sub>3</sub>, Cl<sub>2</sub>Pd[P(furyl)<sub>3</sub>]<sub>2</sub>, Cl<sub>2</sub>Pd(PMePh<sub>2</sub>)<sub>2</sub>, Cl<sub>2</sub>Pd[P(4-F-Ph)<sub>3</sub>]<sub>2</sub>, Cl<sub>2</sub>Pd[P(C<sub>6</sub>F<sub>5</sub>)<sub>3</sub>]<sub>2</sub>,  
 10 Cl<sub>2</sub>Pd[P(2-COOH-Ph)(Ph)<sub>2</sub>]<sub>2</sub>, Cl<sub>2</sub>Pd[P(4-COOH-Ph)(Ph)<sub>2</sub>]<sub>2</sub>, and encapsulated catalysts Pd EnCat™ 30, Pd EnCat™ TPP30, and Pd(II)EnCat™ BINAP30.

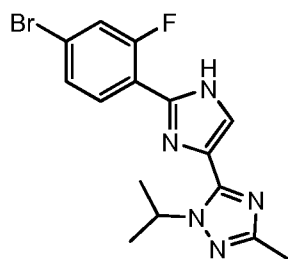
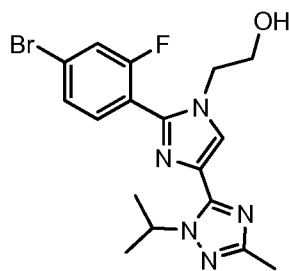
4. The process of any one of claims 1-3 wherein palladium is removed from **I** with a solid adsorbent palladium scavenger.

5. The process of claim 4 wherein the solid adsorbent palladium scavenger is  
 15 selected from silica gel, controlled-pore glass, and low crosslinked polystyrene.

6. The process of any one of claims 1-5 wherein **III** is prepared by:

(a) reacting **V** with a 2-hydroxyethylation reagent to form **14**

-39-

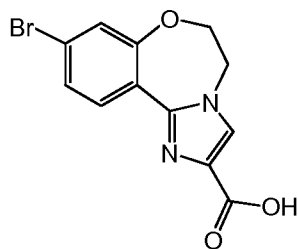
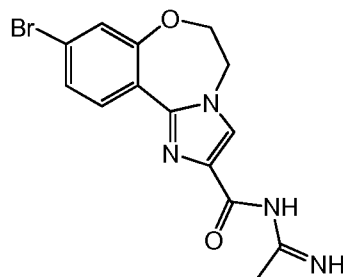
**V****14**

; and

(b) reacting **14** with an aqueous basic reagent to form **V**.

7. The process of any one of claims 1-5 wherein **III** is prepared by:

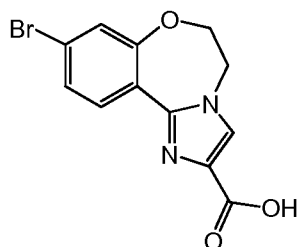
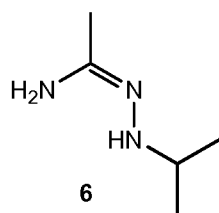
(a) reacting **28** with acetamidine to form **29**

**28****29**

; and

(b) reacting **29** with isopropyl hydrazine and an acidic reagent to form **III**.

8. The process of any one of claims 1-5 wherein **III** is prepared by reacting **28** with N'-isopropylacetohydrazonamide **6** to form **III**

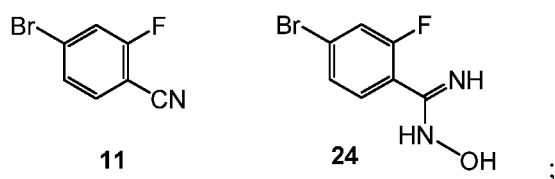
**28****6**



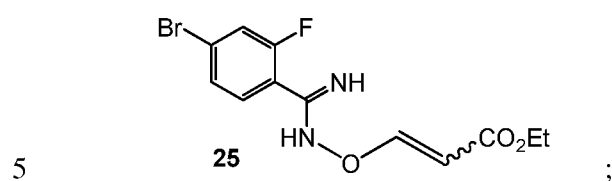
-40-

9. The process of claim 7 wherein **28** is prepared by:

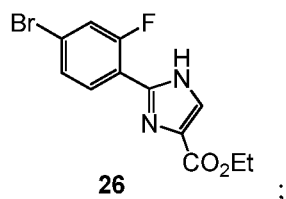
(a) reacting **11** with hydroxylamine to form **24**



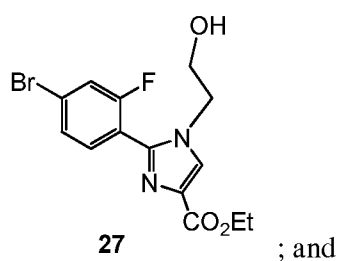
(b) reacting **24** with ethyl propiolate to form **25**



(c) heating **25** to form **26**




(d) reacting **26** with a 2-hydroxyethylation reagent to form **27**

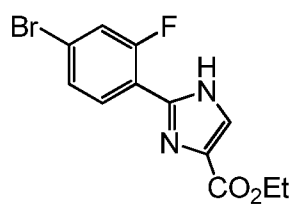


(e) reacting **27** with an aqueous basic reagent to form **28**.

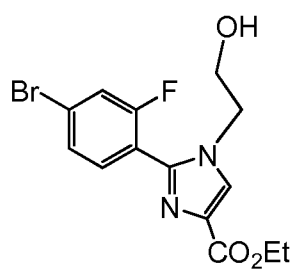
10. A compound selected from the structures:



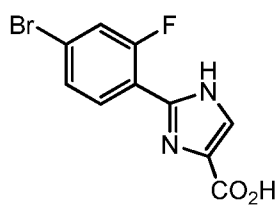
-41-



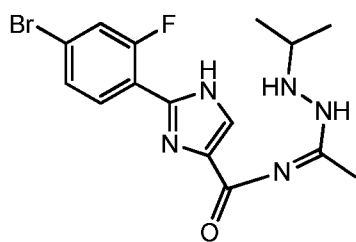
26,



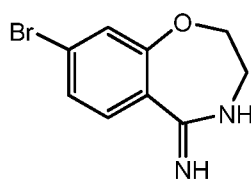
27,



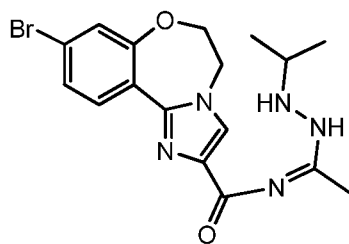
30,



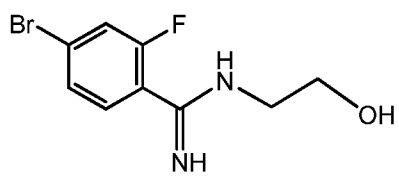
31,



33,

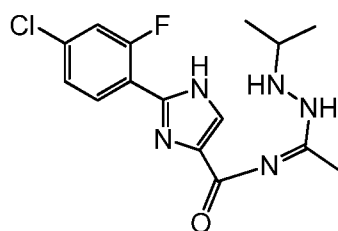


34,

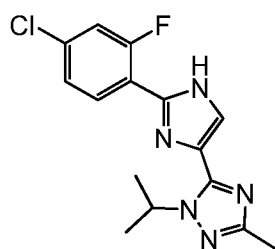


36,

-42-



43, and



44 .

11. The invention as hereinbefore described.

# INTERNATIONAL SEARCH REPORT

International application No.  
PCT/EP2014/054786

## Box No. II Observations where certain claims were found unsearchable (Continuation of item 2 of first sheet)

This international search report has not been established in respect of certain claims under Article 17(2)(a) for the following reasons:

1. ☐ Claims Nos.:  
because they relate to subject matter not required to be searched by this Authority, namely:
2. ☐ Claims Nos.:  
because they relate to parts of the international application that do not comply with the prescribed requirements to such an extent that no meaningful international search can be carried out, specifically:
3. ☐ Claims Nos.:  
because they are dependent claims and are not drafted in accordance with the second and third sentences of Rule 6.4(a).

## Box No. III Observations where unity of invention is lacking (Continuation of item 3 of first sheet)

This International Searching Authority found multiple inventions in this international application, as follows:

see additional sheet

1. ☒ As all required additional search fees were timely paid by the applicant, this international search report covers all searchable claims.
2. ☐ As all searchable claims could be searched without effort justifying an additional fees, this Authority did not invite payment of additional fees.
3. ☐ As only some of the required additional search fees were timely paid by the applicant, this international search report covers only those claims for which fees were paid, specifically claims Nos.:
4. ☐ No required additional search fees were timely paid by the applicant. Consequently, this international search report is restricted to the invention first mentioned in the claims; it is covered by claims Nos.:

### Remark on Protest

- ☐ The additional search fees were accompanied by the applicant's protest and, where applicable, the payment of a protest fee.
- ☐ The additional search fees were accompanied by the applicant's protest but the applicable protest fee was not paid within the time limit specified in the invitation.
- ☒ No protest accompanied the payment of additional search fees.

## INTERNATIONAL SEARCH REPORT

International application No  
PCT/EP2014/054786

A. CLASSIFICATION OF SUBJECT MATTER  
INV. C07D498/04 A61K31/4162  
ADD.

According to International Patent Classification (IPC) or to both national classification and IPC

## B. FIELDS SEARCHED

Minimum documentation searched (classification system followed by classification symbols)  
C07D

Documentation searched other than minimum documentation to the extent that such documents are included in the fields searched

Electronic data base consulted during the international search (name of data base and, where practicable, search terms used)

EPO-Internal, WPI Data, BIOSIS, CHEM ABS Data, COMPENDEX, EMBASE, INSPEC

## C. DOCUMENTS CONSIDERED TO BE RELEVANT

Category*	Citation of document, with indication, where appropriate, of the relevant passages	Relevant to claim No.
Y	US 2011/076292 A1 (BLAQUIERE NICOLE [US] ET AL) 31 March 2011 (2011-03-31) example 196	1-11
Y	WO 2008/051808 A2 (SGX PHARMACEUTICALS INC [US]; BOUNAUD PIERRE-YVES [US]; SMITH CHRISTOP) 2 May 2008 (2008-05-02) example 13	1-11
	----- -/--	



Further documents are listed in the continuation of Box C.



See patent family annex.

\* Special categories of cited documents :

"A" document defining the general state of the art which is not considered to be of particular relevance

"E" earlier application or patent but published on or after the international filing date

"L" document which may throw doubts on priority claim(s) or which is cited to establish the publication date of another citation or other special reason (as specified)

"O" document referring to an oral disclosure, use, exhibition or other means

"P" document published prior to the international filing date but later than the priority date claimed

"T" later document published after the international filing date or priority date and not in conflict with the application but cited to understand the principle or theory underlying the invention

"X" document of particular relevance; the claimed invention cannot be considered novel or cannot be considered to involve an inventive step when the document is taken alone

"Y" document of particular relevance; the claimed invention cannot be considered to involve an inventive step when the document is combined with one or more other such documents, such combination being obvious to a person skilled in the art

"&" document member of the same patent family

Date of the actual completion of the international search

4 July 2014

Date of mailing of the international search report

11/07/2014

Name and mailing address of the ISA/

European Patent Office, P.B. 5818 Patentlaan 2  
NL - 2280 HV Rijswijk  
Tel. (+31-70) 340-2040,  
Fax: (+31-70) 340-3016

Authorized officer

Bareyt, Sébastien

## INTERNATIONAL SEARCH REPORT

International application No

PCT/EP2014/054786

C(Continuation). DOCUMENTS CONSIDERED TO BE RELEVANT		
Category*	Citation of document, with indication, where appropriate, of the relevant passages	Relevant to claim No.
Y	<p>CUI J J ET AL: "Structure Based Drug Design of Crizotinib (PF-02341066) , a Potent and Selective Dual Inhibitor of Mesenchymal-Epithelial Transition Factor (c-MET) Kinase and Anaplastic Lymphoma Kinase (ALK)", JOURNAL OF MEDICINAL CHEMISTRY, AMERICAN CHEMICAL SOCIETY, US, vol. 54, 3 August 2011 (2011-08-03), pages 6342-6363, XP002711725, ISSN: 0022-2623, DOI: 10.1021/JM2007613 compounds 42, 43</p> <p>-----</p>	1-11
Y	<p>US 2012/245144 A1 (HEFFRON TIMOTHY [US] ET AL) 27 September 2012 (2012-09-27) cited in the application examples 45-48</p> <p>-----</p>	1-11
X,P	<p>CHUDI O. NDUBAKU ET AL: "Discovery of 2-{3-[2-(1-Isopropyl-3-methyl-1 H -1,2,4-triazol-5-yl)-5,6-dihydrobenzo[f]imidazo[1,2- d ][1,4]oxazepin-9-yl]-1 H -pyrazol-1-yl}-2-methylpropanamide (GDC-0032): A [beta]-Sparing Phosphoinositide 3-Kinase Inhibitor with High Unbound Exposure and Robust in Vivo Antitumor Activity", JOURNAL OF MEDICINAL CHEMISTRY, vol. 56, no. 11, 13 June 2013 (2013-06-13) , pages 4597-4610, XP055118014, ISSN: 0022-2623, DOI: 10.1021/jm4003632 the whole document</p> <p>-----</p>	1-11
X,P	<p>WO 2013/182668 A1 (HOFFMANN LA ROCHE [CH]; GENENTECH INC [US]) 12 December 2013 (2013-12-12) the whole document</p> <p>-----</p>	1-11

# INTERNATIONAL SEARCH REPORT

Information on patent family members

International application No

PCT/EP2014/054786

Patent document cited in search report	Publication date	Patent family member(s)	Publication date
US 2011076292 A1	31-03-2011	AR 078187 A1	19-10-2011
		AU 2010299816 A1	02-02-2012
		CA 2772691 A1	31-03-2011
		CN 102762576 A	31-10-2012
		CO 6491026 A2	31-07-2012
		CR 20120121 A	01-06-2012
		DK 2483278 T3	13-01-2014
		EP 2483278 A1	08-08-2012
		EP 2711368 A1	26-03-2014
		ES 2444779 T3	26-02-2014
		HR P20140229 T1	11-04-2014
		JP 2013505917 A	21-02-2013
		JP 2014070075 A	21-04-2014
		KR 20120065431 A	20-06-2012
		MA 33531 B1	01-08-2012
		NZ 597833 A	31-01-2014
		PE 10252012 A1	06-08-2012
		PT 2483278 E	05-03-2014
		RU 2012117398 A	10-11-2013
		SI 2483278 T1	31-03-2014
		TW 201127844 A	16-08-2011
		US 2011076292 A1	31-03-2011
		US 2012244149 A1	27-09-2012
		US 2013079331 A1	28-03-2013
		US 2014058098 A1	27-02-2014
		WO 2011036280 A1	31-03-2011
WO 2008051808 A2	02-05-2008	AR 063520 A1	28-01-2009
		AU 2007309149 A1	02-05-2008
		BR PI0717320 A2	22-10-2013
		CA 2667428 A1	02-05-2008
		CO 6190620 A2	19-08-2010
		CR 10803 A	16-06-2009
		DK 2084162 T3	01-10-2012
		EA 200970403 A1	30-10-2009
		EP 2084162 A2	05-08-2009
		ES 2393130 T3	18-12-2012
		JP 5378222 B2	25-12-2013
		JP 2010507578 A	11-03-2010
		KR 20090071612 A	01-07-2009
		MA 30871 B1	02-11-2009
		NZ 575336 A	27-04-2012
		PE 08932008 A1	26-08-2008
		PT 2084162 E	09-10-2012
		SV 2009003235 A	15-10-2009
		TW 200835492 A	01-09-2008
		US 2009258855 A1	15-10-2009
		WO 2008051808 A2	02-05-2008
US 2012245144 A1	27-09-2012	CA 2825966 A1	27-09-2012
		CN 103562210 A	05-02-2014
		EP 2688891 A1	29-01-2014
		JP 2014509611 A	21-04-2014
		KR 20140032383 A	14-03-2014
		US 2012245144 A1	27-09-2012
		WO 2012126901 A1	27-09-2012
WO 2013182668 A1	12-12-2013	US 2014044706 A1	13-02-2014

## INTERNATIONAL SEARCH REPORT

### Information on patent family members

International application No

PCT/EP2014/054786

Patent document cited in search report	Publication date	Patent family member(s)	Publication date
		W0 2013182668 A1	12-12-2013
-----			



**FURTHER INFORMATION CONTINUED FROM PCT/ISA/ 210**

This International Searching Authority found multiple (groups of) inventions in this international application, as follows:

1. claims: 1-9(completely); 10, 11(partially)

related to the process for the preparation of the amide I  
and the intermediates 26 and 27

---

2. claims: 10, 11(partially)

related to compounds 13, 26, 27, 30, 31, 33, 34, 36, 43 and  
44.

---