

No. 747,932.

PATENTED DEC. 29, 1903.

W. B. BROOKS, JR.
BOX.

APPLICATION FILED MAY 6, 1903.

NO MODEL.

2 SHEETS—SHEET 1.

Fig. 1.

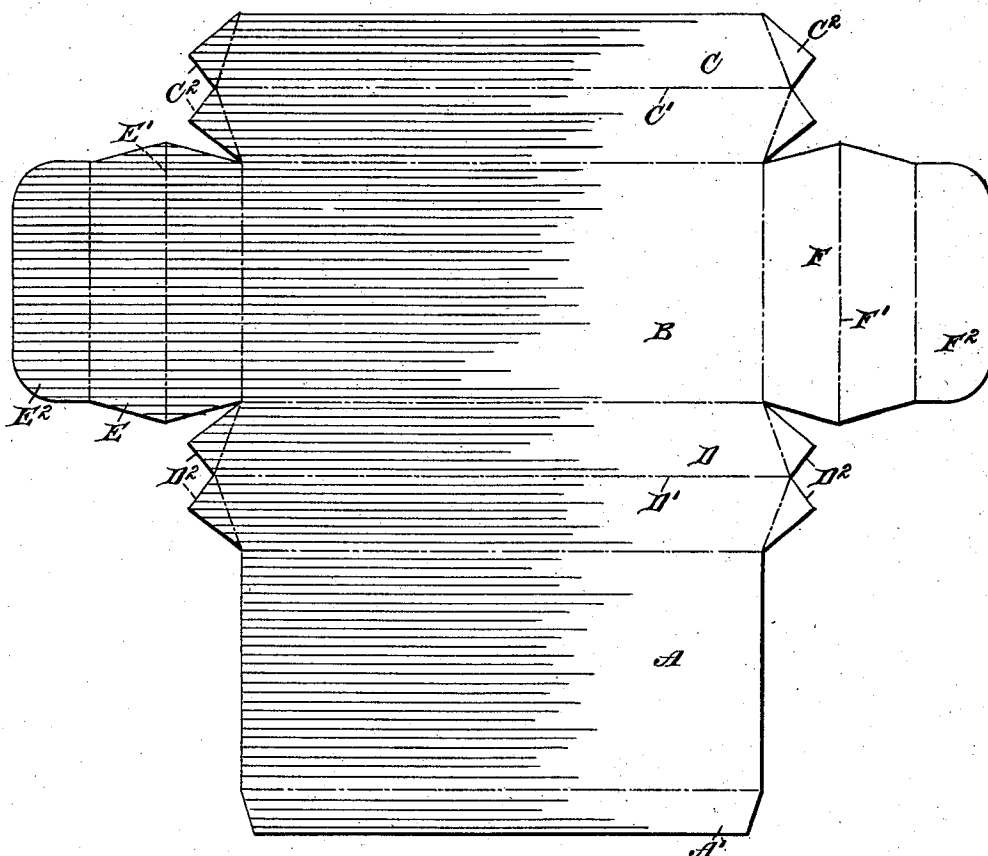
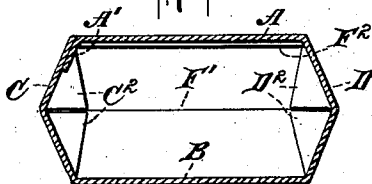


Fig. 2.



WITNESSES:

John A. Schlenker
John L. Latta

INVENTOR

William B. Brooks, Jr.

BY

Briesen Thumetz
his ATTORNEYS

No. 747,932.

PATENTED DEC. 29, 1903.

W. B. BROOKS, JR.
BOX.

APPLICATION FILED MAY 6, 1903.

NO MODEL.

2 SHEETS—SHEET 2.

Fig. 2.

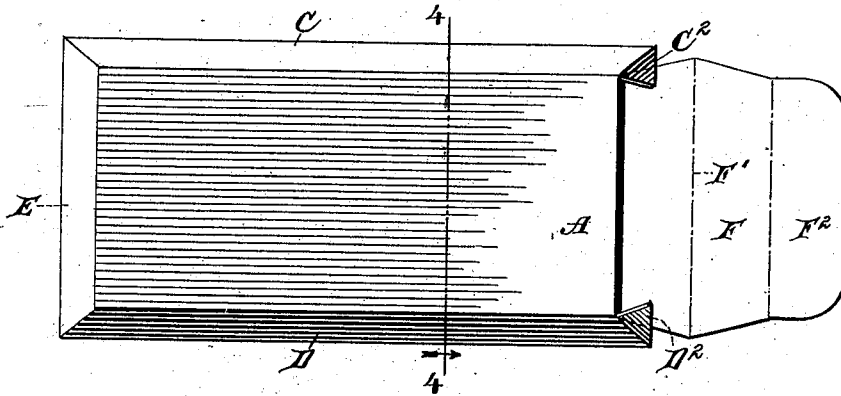


Fig. 3.


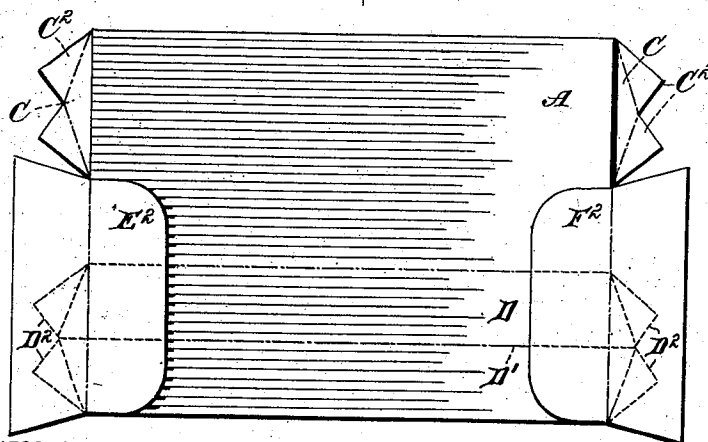


Fig. 5.



WITNESSES:

John A. Hehlentz
John Lott

INVENTOR

William B. Brooks Jr.

BY *Briesen Knauth*

his ATTORNEYS

UNITED STATES PATENT OFFICE.

WILLIAMS B. BROOKS, JR., OF BOSTON, MASSACHUSETTS, ASSIGNOR TO
WALTER BAKER AND COMPANY, LIMITED, OF BOSTON, MASSACHU-
SETTS, A CORPORATION OF MASSACHUSETTS.

BOX.

SPECIFICATION forming part of Letters Patent No. 747,932, dated December 29, 1903.

Application filed May 6, 1903. Serial No. 155,873. (No model.)

To all whom it may concern:

Be it known that I, WILLIAMS B. BROOKS, Jr., a citizen of the United States, and a resident of Boston, county of Suffolk, Commonwealth of Massachusetts, have invented certain new and useful Improvements in Boxes, of which the following is a specification.

My invention relates to boxes made of paper, cardboard, and like material, and has for its object to provide a box which may be readily folded when empty, so as to facilitate its shipping, and which will overhang at the ends when open to receive the contents, so as to enable the contents to be readily inserted into the box.

The invention will be fully described hereinafter and the features of novelty pointed out in the appended claim.

Reference is to be had to the accompanying drawings, in which—

Figure 1 is a plan showing a blank from which my improved box is made. Fig. 2 is a plan of the improved box with one end open. Fig. 3 is a side view corresponding to Fig. 2. Fig. 4 is a cross-section on line 4 4 of Fig. 2, and Fig. 5 shows the box folded flat for shipping.

The blank has rectangular portions A and B, adapted to form the top and bottom, respectively, of the box, and hexagonal portions C D, adapted to form the sides of the box and provided with scored lines C' D', by means of which the sides may be bent so as to give the box a hexagonal shape in cross-section when the flap A' of the top A is connected with the side C. Thus each side C and D consists of two trapezoidal sections, and the central portions of the sides along the lines of scoring project beyond the top A and the bottom B, as shown best in Fig. 3, so that the ends of the box overhang. The blank has further connected with the ends of the bottom B hexagonal end pieces E and F, scored at the center, as indicated at E' and F', and provided at their free ends with flaps E² F², respectively. Preferably the sides C

D are also provided at their ends with flaps C² D², these flaps being triangular and touching each other just at one point, which is the extremity of the line C' or D', respectively. 50

After the side C and top A have been connected the box may be folded for shipment in the form shown in Fig. 4, where the top A and the side D are folded on top of the bottom B and side C, one half of the ends E F being in line with the bottom, while the other half, together with the flap E² F², is folded inward over the top A and the side D. When it is desired to use the box, it is brought into the position shown in Figs. 2 and 3, the side E being glued to the adjacent triangular flaps C², so as to close one end of the box, it being understood that the flap E² is put inside the box. This leaves the box open at the other end with the sides overhanging at such end, so that it becomes easy to introduce the contents of the box. After this has been done the side F is folded into the box, and, if desired, such side may be glued to the top A and to the flaps C². 70

I claim as my invention—

A blank for cardboard boxes and the like, comprising a rectangular section adapted to form the bottom of the box, hexagonal side sections extending from the longer sides of the rectangle, a rectangular section connected with the free edge of one of said side sections and adapted to form the top of the box, and hexagonal sections located at the shorter sides of the rectangle and adapted to form the ends of the box, said end sections having flaps at their extremities, and the sides being provided with triangular flaps at their short edges. 80

In testimony whereof I have signed my name to this specification in the presence of two subscribing witnesses.

WILLIAMS B. BROOKS, JR.

Witnesses:

HERBERT DALENCY,
HARRY K. PIKE.