

J. C. GILBERT.

Churn.

No. 79,821.

Patented July 14, 1868.

Fig. 1

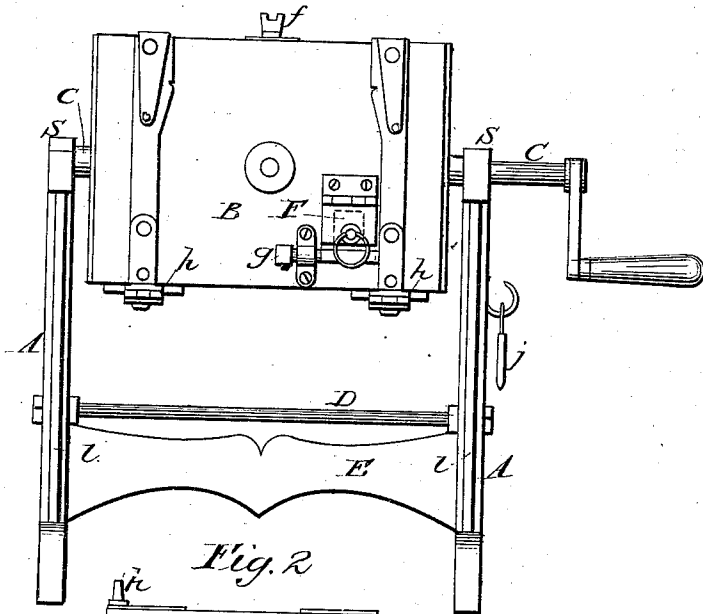


Fig. 2

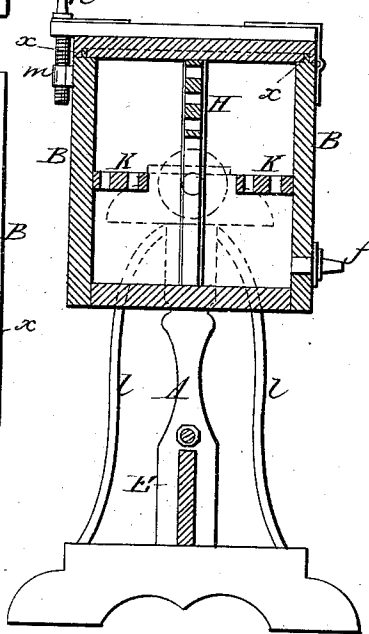
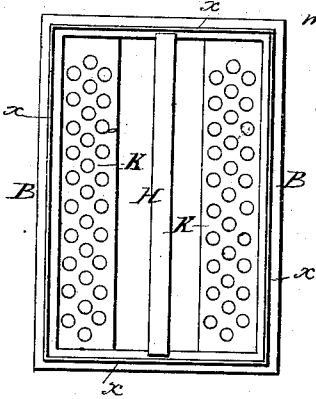


Fig. 3



Witnesses:

*W. A. Galtman*  
*N. D. Stocker*

Inventor.

*J. C. Gilbert*  
*per Alexander Maston*  
*Atty*

# United States Patent Office.

J. C. GILBERT, OF GALESBURG, ILLINOIS.

Letters Patent No. 79,821, dated July 14, 1868.

## IMPROVEMENT IN CHURN.

The Schedule referred to in these Letters Patent and making part of the same.

### TO ALL WHOM IT MAY CONCERN:

Be it known that I, J. C. GILBERT, of Galesburg, in the county of Knox, and in the State of Illinois, have invented certain new and useful Improvements in Churns; and I do hereby declare that the following is a full, clear, and exact description thereof, reference being had to the accompanying drawings, and the letters of reference marked thereon.

In the annexed drawings, making a part of this specification—

Figure 1 represents a side view of my improved churn, showing the lid of the box B, and

Figure 2 represents a section of the same, and

Figure 3 represents a top view of the box B with the lid removed.

A A represent posts or standards framed into or secured to suitable base-pieces, and held together in an upright position by means of the cross-beam or bar F, and the rod D.

The rod D has a nut on one or both ends, so as to screw up and hold the uprights firmly against the cross-bar E, or so that the posts may be taken apart whenever desired. On top of the posts A A are secured cross-heads, as shown, to the top of which are pivoted buttons, S S.

B represents a rectangular box or vessel, provided with journals *c c*, which have their bearings in the cross-heads, at the top of the posts A A, and are held in place by means of the buttons S S.

The box or vessel is provided with a lid hinged thereto, as shown, and with a metallic screw or stop-cock, *f*, through which the buttermilk or water may be drawn.

The hinges which fasten the lid to the box are attached at one end to the cleats across said lid. At the opposite end of the cleats which project over the edge or corner of the box B are suitable metallic straps, through which pass the screws *h*, down into the ear or projection *m*, by which said lid is securely fastened down on the box B. The upper edges of the box B are provided with tongues *x x*, which fit in corresponding grooves in the lid of said box, so as to effectually prevent any leakage whatever, when the lid is held down by means of the screws *h h*.

Hinged to the lid of the box B is another small lid, F, which is held down by means of a wedge-shaped key, *g*, which passes through a suitable loop, and into a notch in the side of one of the cleats, across the lid of the box B.

K K represent dashers, perforated as shown, and secured horizontally across the box B, and projecting inward to near the centre of the box.

H represents an adjustable dasher, made so as to slide into the churn or box B in suitable grooves, and perforated in a similar way with the stationary dashers K K.

*j* represents a check or stop, to be inserted, through one of the posts A, into a hole or recess in the end of the box, to hold the same from turning after the butter has been churned, and while being taken out of the box or churn.

The dashers K K may be made adjustable, if found in practice to be desirable.

A crank is secured to the end of one of the journals *c*, by which the churn or box B is revolved, and the cream or milk churned.

It will be seen that the posts A A are braced or supported by suitable metallic braces, *l l*.

Having thus fully described my invention, what I claim as new, and desire to secure by Letters Patent, is—The revolving box B, with perforated dashers H H K, and small lid F on the main lid, when the several parts are constructed, arranged, and used to operate substantially as shown and described.

In testimony that I claim the foregoing, I have hereunto set my hand this 19th day of March, 1868.

J. C. GILBERT.

Witnesses:

CHAS. W. GILBERT,  
SAMUEL N. GROSE.