

July 13, 1948.

E. S. CLARK
ABSORPTIVE HEADWEAR PAD

2,445,209

Filed Feb. 27, 1946

2 Sheets-Sheet 1

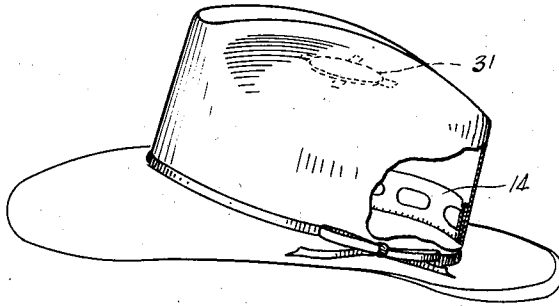


FIG. 1

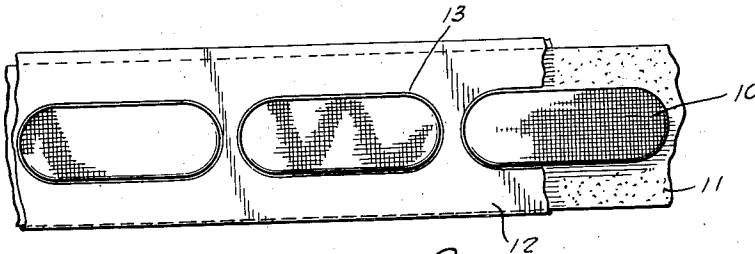


FIG. 2

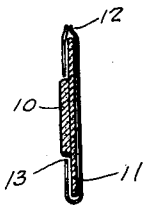


FIG. 3

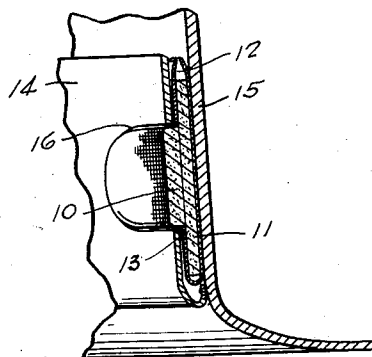


FIG. 4

INVENTOR.
EDWARD S. CLARK.

BY *Joseph N. Jones*
HIS ATTORNEY.

July 13, 1948.

E. S. CLARK
ABSORPTIVE HEADWEAR PAD

2,445,209

Filed Feb. 27, 1946

2 Sheets-Sheet 2

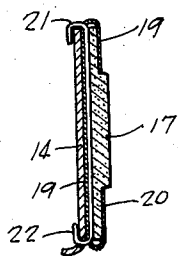


FIG. 6

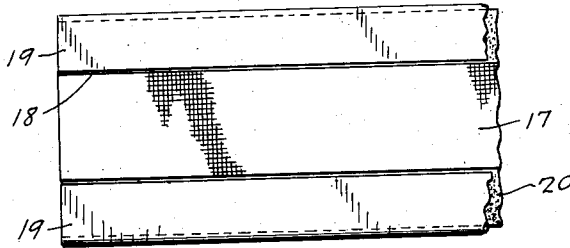


FIG. 5

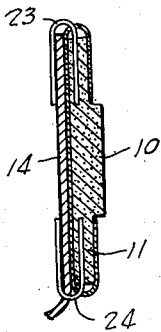


FIG. 7

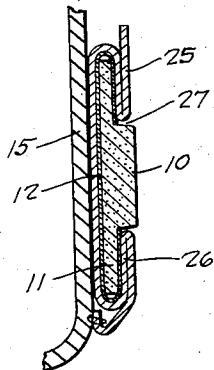


FIG. 8

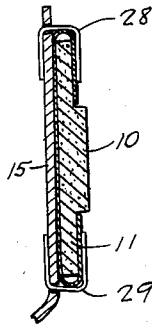


FIG. 9

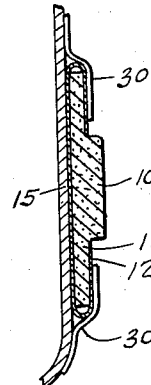


FIG. 10

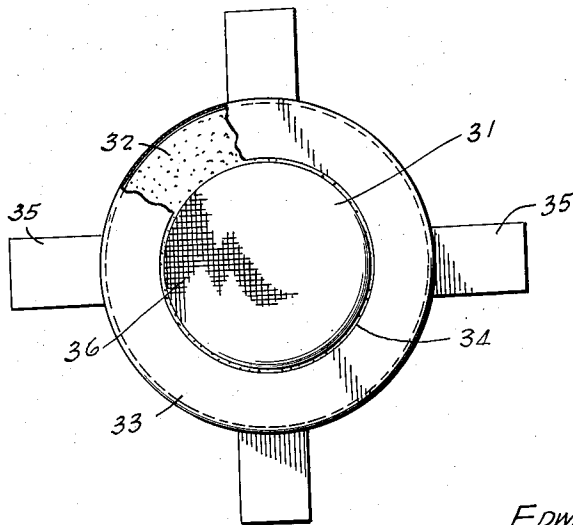


FIG. 11

INVENTOR.
EDWARD S. CLARK.
BY *Joshua H. Topp*
HIS ATTORNEY.

UNITED STATES PATENT OFFICE

2,445,209

ABSORPTIVE HEADWEAR PAD

Edward S. Clark, Philadelphia, Pa.

Application February 27, 1946, Serial No. 650,527

7 Claims. (Cl. 2—181)

1

This invention relates to absorptive pads for headwear and the like, and in particular a pad incorporated in, or attached to, the sweatband of a hat or to the interior of a hat, which spaces the sweatband or hat from the head of the wearer, the pad only contacting the surface of the head.

Sweatbands of hats and other headwear normally fit snugly around the head, and where a hair dressing is used, the elements thereof saturate the sweatband and are transmitted thereby to the material of the hat, discoloring the said material. With the sweatband fitted snugly around the head, ventilation to the interior of the hat is prevented, and perspiration, normally evaporated by circulating air, accumulates on the sweatband causing deterioration thereof, and also discoloration of the contacting material of the hat.

This invention contemplates a spacing element holding the sweatband away from the surface of the head, which at the same time, being of absorptive material, absorbs oils and the like from hair dressings, and perspiration, thereby protecting the sweatband and hat.

Where hair dressings contain suitable oils or are used in excess, or where a hat is worn in excessive heat, the absorptive pad is readily filled to capacity with oils or perspiration and, therefore, the pad of this invention is incorporated in headwear in such a manner that it is readily replaceable.

Absorptive pads used in hats or other headwear transfer some oil, perspiration, or the like, when they are permitted to become saturated, to the sweatband and material of the hat, and to overcome this, the absorptive pad of this invention is enclosed in an envelope of material impervious to moisture with only certain surfaces of the pad projecting through the envelope to contact the surface of the head.

The purpose of this invention is, therefore, to provide a replaceable absorptive insert for hats, caps, helmets, safety hoods, and headwear for military and industrial purposes, or headwear for any purpose, which arrests excess oils and greases from the hair or hair dressings thereon, and perspiration and the like, and prevents the said oils, perspiration and the like coming in contact with the sweatband or material of the hat.

An absorptive pad positioned in or on a sweatband of a hat is also economical in that it extends the life of the sweatband and reduces cleaning, repairing, and replacement costs.

A series of spaced pads projecting from the surface of a sweatband of a hat or the like provides

2

comfort to the wearer as the tight feeling of the leather band is eliminated, and instead, the pads provide cushions.

Spaced cushion pads separating the sweatband of a hat from the head also increase comfort, by providing ventilation wherein circulation of air not only removes the accumulation of perspiration but also functions as a cooling agent.

The object of this invention is to provide means for spacing the sweatband of hats and the like from the surface of the head of the wearer, which provides greater comfort and protects the materials of the sweatband and hat.

Another object is to provide absorptive spacing elements in the sweatband of a hat which hold the hat in the correct position, and thereby improve the appearance thereof.

A further object is to provide an absorptive pad for sweatbands of hats and the like which functions in both summer and winter, absorbing perspiration in summer, and oils and the like from hair dressings in winter.

Another object is to provide a replaceable absorptive pad for hats and the like that may either be applied to sweatbands of new hats or to sweatbands of hats now in use.

Another object is to provide an absorptive pad adapted to be incorporated in sweatbands of hats and the like, which may be removed and replaced without injury to the sweatband.

A further object is to provide an absorptive pad for sweatbands of hats and the like which may readily be attached to the sweatband by a layman without cutting the band or without removing the band from the hat.

The invention also contemplates an absorptive pad for hats, caps, helmets, and other headwear and the like which may be installed at either the front or back of the hat or on the under surface of the top thereof.

With these and other objects in view, the invention embodies an absorptive pad preferably mounted on a backing strip with the backing strip surrounded by an envelope of material impervious to moisture, and means attaching or installing the said pad or a plurality of pads in the sweatband or other parts of the hat.

For a full and more complete understanding of the invention, reference may be had to the following description and accompanying drawings wherein:

Figure 1 is a view illustrating a hat with a portion broken away showing the pad incorporated in a sweatband thereof.

Figure 2 is a detail showing the side elevation of the pad assembly.

Figure 3 is a cross section illustrating a typical section through the pad assembly.

Figure 4 is a detail showing a typical cross section through a hat and sweatband, with the absorptive pad behind the sweatband and having a portion extending through an opening in the sweatband.

Figure 5 is a view similar to that shown in Figure 2 illustrating a modification wherein the projecting portion of the pad may be rectangular or in the form of a continuous strip.

Figure 6 is a typical cross section through the pad assembly shown in Figure 5.

Figure 7 is a similar section illustrating a modification wherein the pad is attached to the surface of a sweatband by wire clips.

Figure 8 illustrates another modification wherein the pad is mounted in an indented pocket formed in the sweatband.

Figure 9 illustrates the pad attached to the surface of a sweatband by small hooks.

Figure 10 illustrates the pad attached to the surface of the sweatband by adhesive tabs.

Figure 11 illustrates a pad of an alternate design wherein the pad is provided with extending tabs that may be attached to the sweatband or to the inner surface of the top of the hat to support the pad in such a position that it will prevent the hat contacting the upper surface of the head.

Referring now to the drawings wherein like reference characters denote corresponding parts, the absorptive element is formed with a projecting pad element 10, a backing 11 upon which the pads 10 are mounted, and an envelope 12 which may be made of nontoxic plastic sheeting or any material impervious to moisture. The envelope 12 is provided with openings 13 through which the pads 10 extend, thereby enclosing the backing 11 so that when the backing becomes saturated, the moisture or oils therein will remain inside of the envelope and will not be transmitted to the sweatband 14 or to the hat 15.

The material, preferably used in the manufacture of my absorptive pad proper, comprising the backing 11 as well as the pads 10 mounted thereon, is high grade, quick absorbing paper, or cotton batting such as is used for medical purposes, being pressed into suitable shapes to fit the envelope 12 covering the backing of the pad proper. Another form of absorptive material for this purpose would be wicking made of absorbent cotton material.

The sweatband 14 is also provided with openings 16, in the design shown in Figure 4, and the pads 10 extend through the openings providing contacting elements extending beyond the surface of the sweatband to engage the surface of the head. With these pads extending slightly beyond the surface of the sweatband, the sweatband is spaced from the surface of the head so that it will not contact perspiration or oils from hair dressings, and at the same time will not prevent circulation of air to the interior of the hat.

The complete element illustrated in Figures 2 and 3 is shown positioned behind the sweatband 14 in Figure 4; however, it will be understood that this may also be placed on the face of the sweatband or in pockets indented in the face thereof as illustrated in Figures 6 to 10 and as hereinafter described.

In the design shown in Figure 6, which is a section through the pad illustrated in Figure 5,

the pad element 17 extends through a continuous or rectangular-shaped opening 18 in an envelope 19, with the backing 20 mounted upon the sweatband 14 by hooks 21 and 22, one of which is clipped over the edge of the band, and the other of which extends through the band.

In the design shown in Figure 7, the pad 10 with the backing 11 is attached to the sweatband 14 by individual clips 23 and 24 at the upper and lower edges, and these clips may be spaced at intervals to attach the pad to the sweatband.

In the design shown in Figure 8, a sweatband 25 is formed with indentations providing pockets 26, and the backing 11 of the pad with or without the envelope 12 thereon, may be inserted in the pockets with the pads 10 projecting through openings 27.

In the design shown in Figure 9, the backing 11 is attached to the sweatband 15 by small wire hooks 28 and 29, which may be of any shape or design as may be desired.

Figure 10 illustrates a simple method of holding the pad with the backing 11 and envelope 12 to the sweatband by gummed or adhesive tabs 30, and these tabs may be of any shape or design, and may either be attached to the envelope, as shown in Figure 10, or to the pad, as illustrated in the design shown in Figure 11.

The pad illustrated in Figure 11 is a modification although it will be understood that the individual pads may be shaped, as shown in Figure 2, or may be of a rectangular shape, as shown in Figure 5, or may be round, as shown in Figure 11, or may be of any shape or design.

A circular pad 31, illustrated in Figure 11, is provided with a backing 32 which is covered by an envelope 33 similar to the envelope 12, and the envelope is provided with an opening 34 through which the pad 31 projects. With the device attached to the surface of the sweatband by extending tabs 35, it may be held by adhesive tape or by the clips illustrated in the other designs, or by any means. The pad 31 will extend through the opening 34 providing the contacting means separating the material of the sweatband or hat from the surface of the head. With this pad installed on the inner surface of the top of the hat, as shown in dotted lines in Figure 1, the top of the hat will be separated from the upper surface of the head, thereby providing means for protecting the hat from absorptive elements of the head at all contacting points.

The pad 31, illustrated in Figure 11, is also provided with a protective covering 36 which may be nylon or any suitable fine mesh material adapted to protect the absorptive material from wear, and thereby extend the life of the pad.

The pad may be provided in any of the various designs illustrated and described, or in any design, and may be attached to, or incorporated in, the sweatband of a hat or the like, or attached to other parts thereof by any of the various attaching means. As hereinbefore stated, the pad may be provided in new hats or headwear, or may be sold independently and attached, or installed by the owner of a hat, and with the pad or pads in place, the sweatband and material of the hat are protected from oils, perspiration, and other substances that may exist on the head of a wearer.

At the same time, ventilation is provided thereby insuring, by evaporation, reduction in quantities of accumulations of perspiration, hair dressings and the like, and at the same time, cooling. With the pads providing supporting cushions,

greater comfort in wearing is also assured, and with the pads supporting the headwear in the proper position, the appearance is also improved.

The pads are also adapted to be readily installed and readily removed and replaced as the used pads wear or become saturated.

It will be understood that, although this absorptive pad is illustrated as used in combination with a sweatband, it may also be used in hats or other headwear in which sweatbands are not used by attaching the pad directly to the inner surface of the hat or the like, and in this use, the pad may replace the usual sweatband.

While a preferred specific embodiment of the invention is hereinbefore set forth, it is to be clearly understood that the invention is not to be limited to the exact constructions illustrated and described because various modifications of these details may be provided in putting the invention into practice within the purview of the appended claims.

What is claimed is:

1. An absorptive headwear pad member comprising, in combination, a backing element of absorptive material from the surface of which a pad element protrudes, a covering for said backing element impervious to moisture, and means for mounting said pad member in headwear having a sweatband, characterized in that the backing element and covering are positioned between the sweatband of the headwear and the wall of the headwear, with the absorptive pad element extending through an opening in the sweatband and protruding beyond the inner face thereof.

2. An absorptive headwear pad member comprising, in combination, a flat elongated backing element of absorptive material from the surface of one side of which a pad element protrudes, an elongated covering or envelope for said backing element impervious to moisture, and means for mounting said pad member in headwear having a sweatband, characterized in that the backing element and elongated covering are positioned between the sweatband of the headwear and the wall of the headwear, with the absorptive pad element extending through an opening in the sweatband and protruding beyond the inner face thereof.

3. An absorptive headwear pad member comprising, in combination, a relatively thin backing element of absorptive material from the surface of which a pad element protrudes, a covering for said backing element impervious to moisture, and means for mounting said pad member in headwear having a sweatband, characterized in that the backing element and covering are positioned between the sweatband of the headwear and the wall of the headwear with the absorptive pad element extending through an opening in the sweatband and protruding beyond the inner face thereof.

4. An absorptive headwear pad member comprising in combination, a relatively thin backing element of absorptive material from the surface of which a pad element protrudes, a covering for said backing element impervious to moisture, and means for mounting and securing said pad member in headwear having a sweatband, characterized in that the covering is directly in abutment with the sweatband and the absorptive pad ele-

ment extends through an opening in the covering and protrudes beyond the surface of the said sweatband, said pad element being adapted to contact the head of the wearer of the headwear, and to thereby space the sweatband from contact with the head of the wearer.

5. In an absorptive headwear pad device the combination of a pad unit comprising a relatively thin backing element of absorptive material from the surface of which a pad element protrudes, a covering for said backing element impervious to moisture, and means for mounting and securing said pad unit in headwear having a sweatband, characterized in that the covering is directly in abutment with the sweatband and the absorptive pad element extends through an opening in the covering and protrudes beyond the surface of the said sweatband, said pad element being adapted to contact the head of the wearer of the headwear, and clip means secured to an edge of the pad unit and effective for attaching same to a part of the headwear.

6. An absorptive headwear pad unit for use with the sweatband of a hat and comprising, in combination, a relatively thin backing element of absorptive material from the surface of one of the sides of which a pad element protrudes, and an envelope or cover of impervious material substantially completely enclosing such backing element except for an opening through one side thereof adapted for the passage of the protruding pad element, said envelope directly engaging the surface of the sweatband said pad element being adapted to contact the head of the wearer of the headwear, and to thereby space the inner surface of said headwear from contact with the head of the wearer, and means including outwardly extending attaching means and effective for securing the pad unit to a part of the headwear.

7. An absorptive headwear member for use with the sweatband of a hat comprising, in combination, a backing element formed of absorptive material and having a plurality of pad elements protruding from one side thereof, a strip of covering material impervious to moisture and juxtaposed against said backing element, said strip having a plurality of openings corresponding in number to and accommodating the said pad elements, and means engaged with said sweatband and headwear member and effective for operatively retaining said member to the sweatband.

EDWARD S. CLARK.

REFERENCES CITED

The following references are of record in the file of this patent:

UNITED STATES PATENTS

Number	Name	Date
104,861	Lenhart	June 28, 1870
585,186	Cross	June 29, 1897
593,077	Bevan	Nov. 2, 1897
696,441	Holmes	Apr. 1, 1902
758,806	Anderson	May 3, 1904
1,164,541	Martin	Dec. 14, 1915
1,707,140	Rockwood et al.	Mar. 26, 1929
1,893,745	Josias	Jan. 10, 1933
2,069,092	Jackson	Jan. 26, 1937