



US00D440676S

(12) **United States Design Patent**
Petruzzi

(10) **Patent No.:** **US D440,676 S**
(45) **Date of Patent:** **** Apr. 17, 2001**

(54) **FLASHLIGHT**

(76) Inventor: **Thomas G. Petruzzi**, 5118 Belleville Ave., Orlando, FL (US) 32812

(**) Term: **14 Years**

(21) Appl. No.: **29/111,065**

(22) Filed: **Sep. 17, 1999**

Related U.S. Application Data

(62) Division of application No. 29/086,439, filed on Apr. 13, 1998, now Pat. No. Des. 417,020, which is a division of application No. 29/062,322, filed on Nov. 13, 1996, now Pat. No. Des. 393,730.

(51) **LOC (7) Cl.** **26-02**

(52) **U.S. Cl.** **D26/38**

(58) **Field of Search** D26/37-50; D9/516, D9/523, 569; 362/194-208, 161, 311, 392, 804, 806

(56) **References Cited**

U.S. PATENT DOCUMENTS

D. 429,012 * 8/2000 Petruzzi D26/38

* cited by examiner

Primary Examiner—Marcus A. Jackson
(74) *Attorney, Agent, or Firm*—Allen, Dyer, Doppelt, Milbrath & Gilchrist, P.A.

(57) **CLAIM**

The ornamental design for a flashlight, as shown and described.

DESCRIPTION

FIG. 1 is a top, left perspective view of a flashlight showing my new design;

FIG. 2 is a left elevation view of FIG. 1, the right elevation view being a mirror image;

FIG. 3 is a top plan view of FIG. 1;

FIG. 4 is a bottom plan view of FIG. 1;

FIG. 5 is a left perspective view of a second embodiment of FIG. 1;

FIG. 6 is a left elevation view of FIG. 5, the right elevation being a mirror image;

FIG. 7 is a top plan view of FIG. 5;

FIG. 8 is a bottom plan view of FIG. 5;

FIG. 9 is a right perspective view of a third embodiment of FIG. 1;

FIG. 10 is a front elevation view of FIG. 9;

FIG. 11 is a rear elevation view of FIG. 9, the left and right side views being mirror images;

FIG. 12 is a top plan view of FIG. 9;

FIG. 13 is a bottom plan view of FIG. 9;

FIG. 14 is a top right perspective view of a fourth embodiment of FIG. 1;

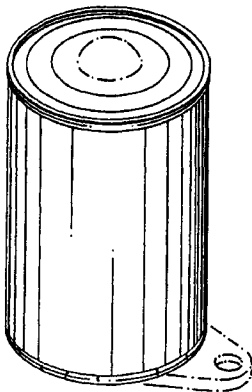
FIG. 15 is a front elevation view of FIG. 14;

FIG. 16 is a top plan view of FIG. 14; and,

FIG. 17 is a bottom plan view of FIG. 14.

The broken line showings of a chain, chain tab, flashlight lens, and button switch is for illustrative functional purposes only and forms no part on the claimed design.

1 Claim, 4 Drawing Sheets



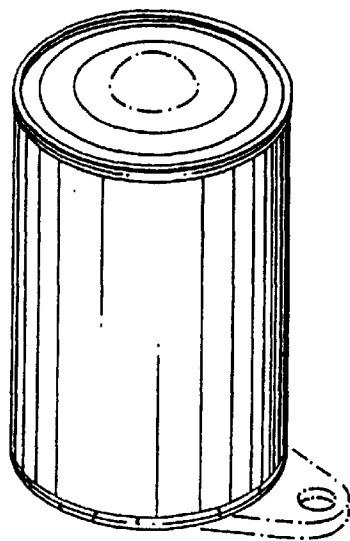


FIG. 1

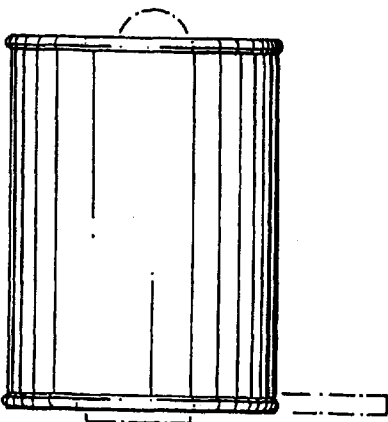


FIG. 2

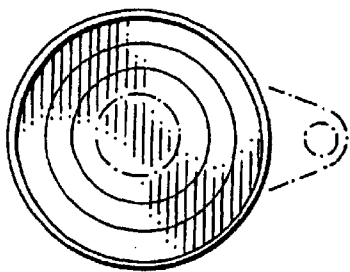


FIG. 3

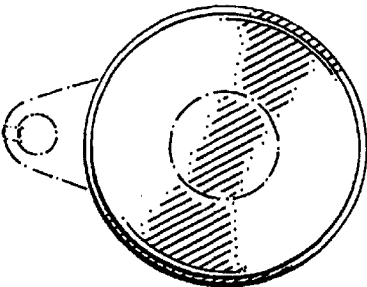


FIG. 4

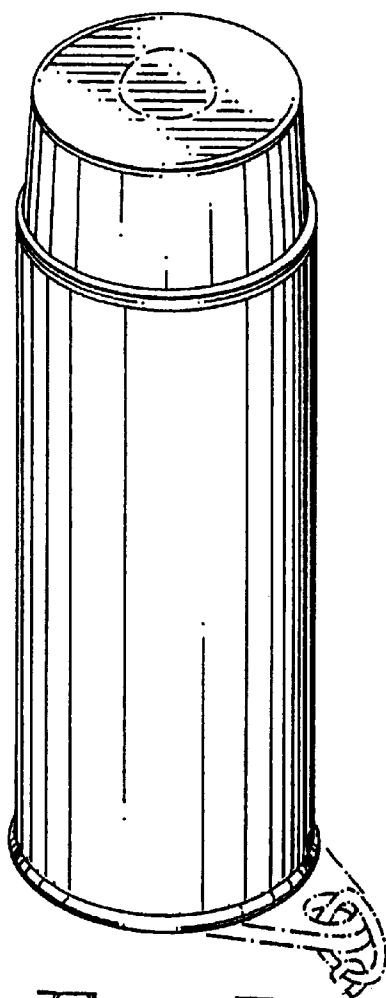


FIG. 5

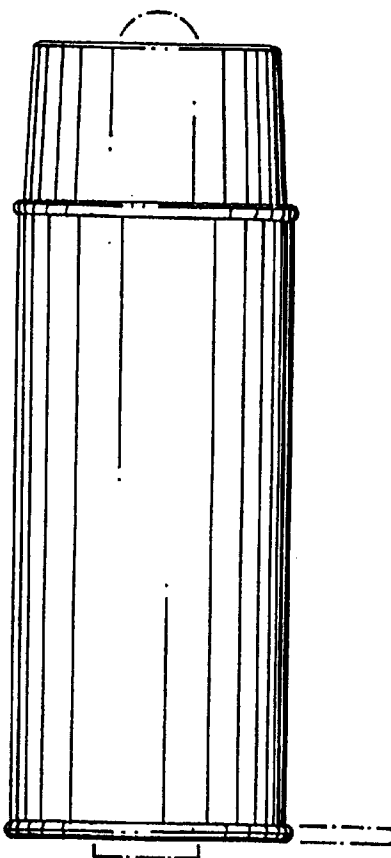


FIG. 6

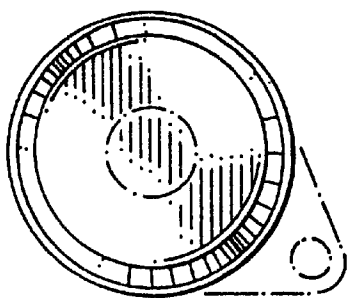


FIG. 7

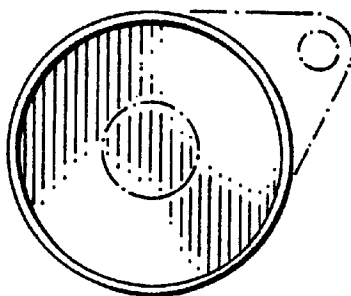


FIG. 8

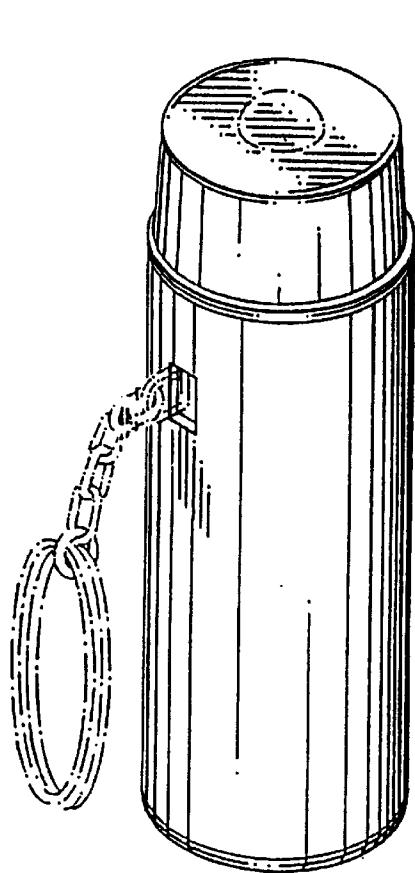


FIG. 9

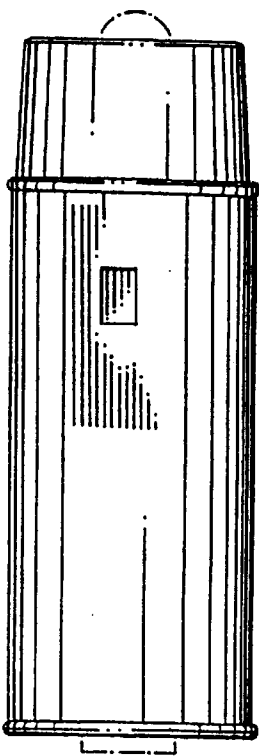


FIG. 10

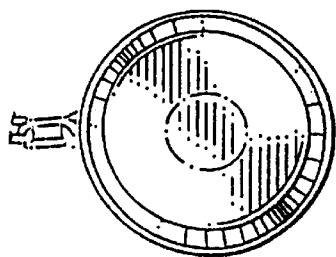


FIG. 12

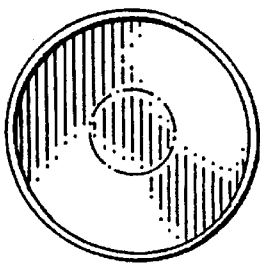


FIG. 13




FIG. 11

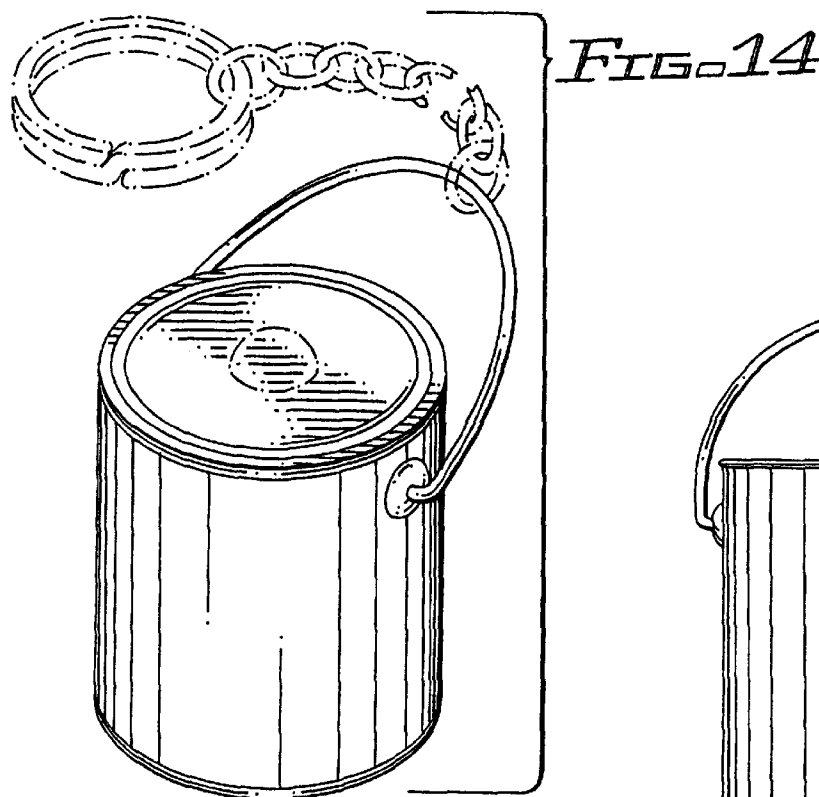


FIG. 14

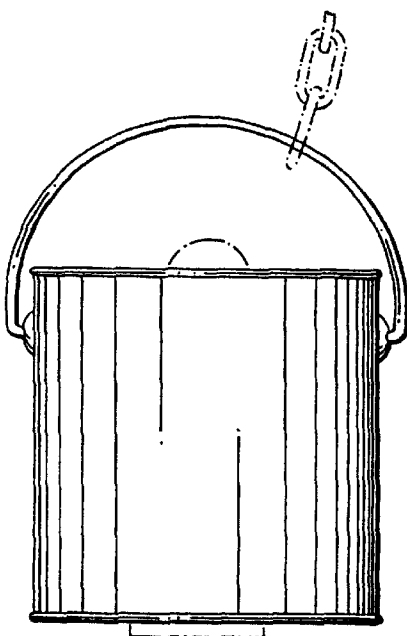


FIG. 15

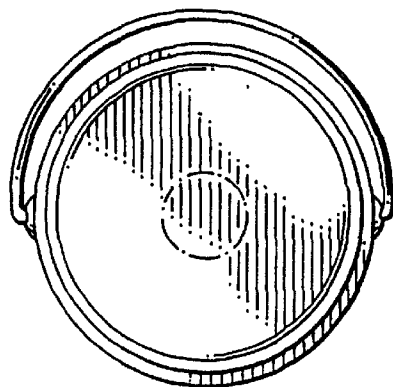


FIG. 16

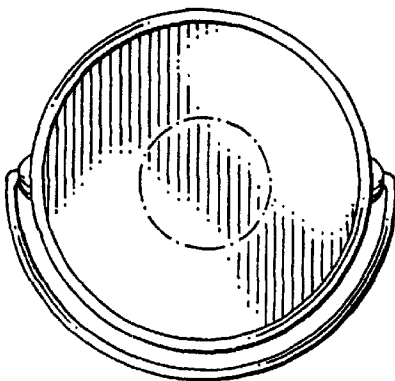


FIG. 17