

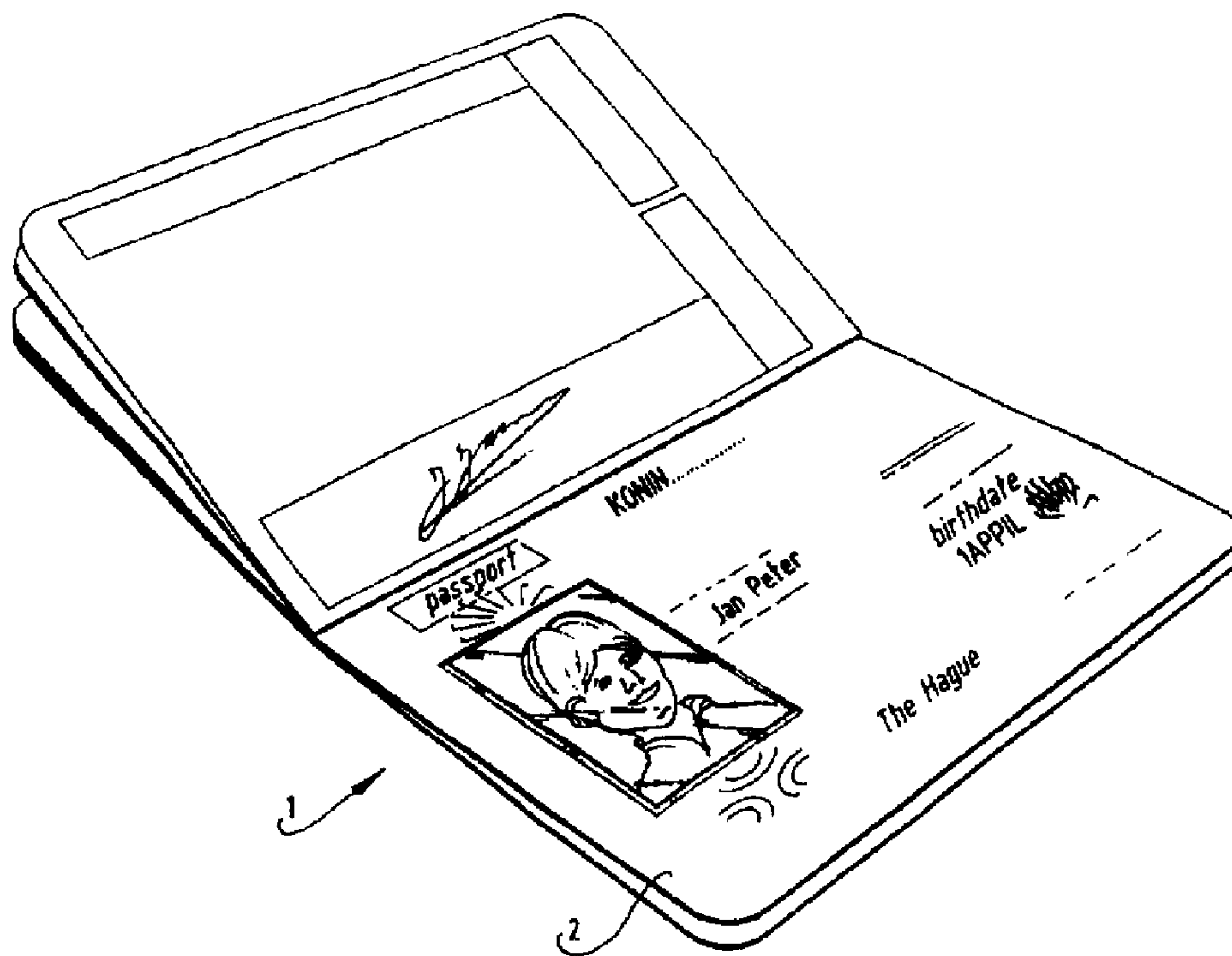


(86) Date de dépôt PCT/PCT Filing Date: 1998/02/18  
 (87) Date publication PCT/PCT Publication Date: 1998/08/27  
 (45) Date de délivrance/Issue Date: 2006/10/10  
 (85) Entrée phase nationale/National Entry: 1999/08/11  
 (86) N° demande PCT/PCT Application No.: NL 1998/000099  
 (87) N° publication PCT/PCT Publication No.: 1998/036916  
 (30) Priorité/Priority: 1997/02/19 (NL1005313)

(51) Cl.Int./Int.Cl. *B42D 15/10* (2006.01)  
 (72) Inventeur/Inventor:  
 COBBEN, JOHANNES IGNATIUS MARIE, NL  
 (73) Propriétaire/Owner:  
 INDUSTRIAL AUTOMATION INTEGRATORS (IAI) B.V.,  
 NL  
 (74) Agent: FETHERSTONHAUGH & CO.

(54) Titre : DOCUMENT RENDU INFALSIFIABLE PAR UN ELEMENT D'AFFAIBLISSEMENT A DEFORMATION IRREVERSIBLE

(54) Title: DOCUMENT MADE FRAUD-PROOF BY AN IRREVERSIBLY DISTORTABLE WEAKENING PATTERN



(57) Abrégé/Abstract:

The invention relates to a fraud-proof document comprising a carrier and at least one marking arranged on the carrier, wherein in at least a part of the surface of the marking or along at least a part of the periphery of the marking a weakening pattern is arranged in the carrier which, when detached, results in a permanent and easily visible distortion of the pattern. When removing the glued-on passport photo or foil a forger will irrevocably distort the weakening pattern, this such that the regularity is permanently and visibly disturbed so that it is easy to ascertain that the document in question has been subjected to an attempted fraud.



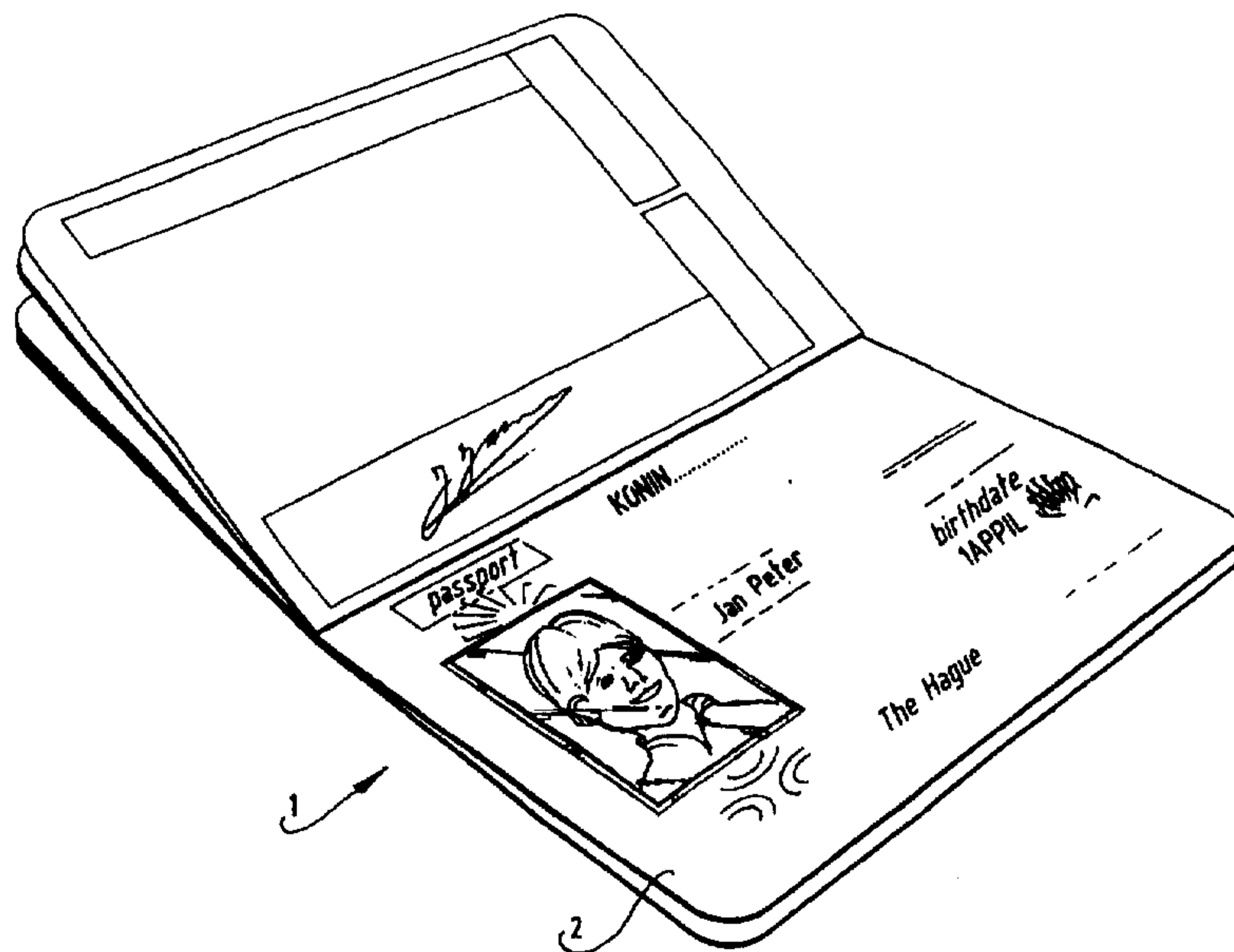
PCT

WORLD INTELLECTUAL PROPERTY ORGANIZATION  
International Bureau

## INTERNATIONAL APPLICATION PUBLISHED UNDER THE PATENT COOPERATION TREATY (PCT)

(51) International Patent Classification <sup>6</sup> : <b>B42D 15/10</b>	<b>A1</b>	(11) International Publication Number: <b>WO 98/36916</b> (43) International Publication Date: 27 August 1998 (27.08.98)
<p>(21) International Application Number: PCT/NL98/00099</p> <p>(22) International Filing Date: 18 February 1998 (18.02.98)</p> <p>(30) Priority Data: 1005313                      19 February 1997 (19.02.97)      NL</p> <p>(71) Applicant (for all designated States except US): INDUSTRIAL AUTOMATION INTEGRATORS (IAI) B.V. [NL/NL]; De Run 6509, NL-5504 DR Veldhoven (NL).</p> <p>(72) Inventor; and (75) Inventor/Applicant (for US only): COBBEN, Johannes, Ignatius, Marie [NL/NL]; Berthastraat 11, NL-5507 LT Veldhoven (NL).</p> <p>(74) Agent: EVELEENS MAARSE, Pieter; Arnold &amp; Siedsma, Sweelinckplein 1, NL-2517 GK The Hague (NL).</p>	<p>(81) Designated States: CA, CN, JP, US, Eurasian patent (AM, AZ, BY, KG, KZ, MD, RU, TJ, TM), European patent (AT, BE, CH, DE, DK, ES, FI, FR, GB, GR, IE, IT, LU, MC, NL, PT, SE).</p> <p><b>Published</b> With international search report. In English translation (filed in Dutch).</p>	

(54) Title: DOCUMENT MADE FRAUD-PROOF BY AN IRREVERSIBLY DISTORTABLE WEAKENING PATTERN



## (57) Abstract

The invention relates to a fraud-proof document comprising a carrier and at least one marking arranged on the carrier, wherein in at least a part of the surface of the marking or along at least a part of the periphery of the marking a weakening pattern is arranged in the carrier which, when detached, results in a permanent and easily visible distortion of the pattern. When removing the glued-on passport photo or foil a forger will irrevocably distort the weakening pattern, this such that the regularity is permanently and visibly disturbed so that it is easy to ascertain that the document in question has been subjected to an attempted fraud.

PCT/NL98/00099

1

05.05.99

G PEM/I/IAI-11PCT

**DOCUMENT MADE FRAUD-PROOF BY AN IRREVERSIBLY DISTORTABLE WEAKENING PATTERN**

The invention relates to a fraud-proof document comprising a carrier and at least one marking arranged on said carrier.

Such documents are generally known, for instance in the form of passports, driving licences, credit cards and the like.

The personalized markings can be formed by a passport photograph arranged on the carrier or a marking arranged on the carrier by means of ink, for instance a signature or a name printed on the carrier.

It will be apparent that when such a document falls into the hands of a forger, the forger will attempt to provide the document with different personalized markings, for instance with a different passport photograph and a different name, and so on. The forger will herein have to gain access to the markings originally applied to the carrier in order to remove or change them.

EP-A-0 626 275 discloses a fraud-proof document, comprising a carrier, provided with an aperture into which a passport photograph has been inserted. This leads to a weakening between the passport photograph and the carrier. To make forging difficult, the passport photograph and the aperture are cut by the same tool with a knurled edge so that the passport photograph fits exactly in the aperture and any attempt to replace the passport photograph will be immediately apparent. To fix the passport photograph in the carrier, a lamination is applied.

However this prior art document requires the tool to be present at the location where the

29808-30

1a

personalisation, that is inter alia the unification with the passport photograph takes place.

FR-A-2 626 392 discloses a fraud-proof document wherein a passport photograph is applied onto the document.  
5 After this application embossing of the thus obtained unit takes place, leading to a possible weakening of the unit, but without removal of material.

An aspect of the invention is to provide such a document wherein the weakening pattern can be applied before  
10 personalisation, leading to substantial logistic economies.

An aspect of the invention provides a fraud-proof document, comprising a carrier and at least one marking arranged on said carrier, wherein on at least a part of the surface of the carrier on which the marking is applied, or  
15 along the periphery of the surface of the carrier on which the marking is applied, a weakening pattern is provided by removal of carrier material, wherein the weakening pattern is arranged in the carrier only and, when detached, results in a permanent and easily visible distortion of the pattern.

20 These features allow the document to be provided with the weakening before personalisation.

When removing the glued-on passport photograph or foil the forger will irrevocably distort the weakening pattern, this such that the regularity is permanently and  
25 visibly disturbed so that it is easy to ascertain that the document in question has been subjected to an attempted fraud.

According to a preferred embodiment the weakening pattern comprises a linear weakening arranged in the material of the document and extending along at least one line.

5 This weakening will tear when violated, so that a visible and irreversible distortion occurs.

According to a second embodiment the weakening lines extend in a regular structure so that distortions of the structure are immediately visible.

10 In accordance with the now provided, most effective embodiment, the weakening extends in a rectangular or dovetail-shaped tothing.

According to another preferred embodiment the weakening extends in spiral form.

15 According to yet another preferred embodiment the weakening extends at least partly in radial lines.

According to an attractive embodiment the linear weakening is formed at least partly by a perforation.

20 A preferred embodiment relates to such a document, wherein a transparent foil is adhered to the carrier, wherein when carrier and foil are separated the weakening pattern remains adhered partly to the foil and partly to the carrier.

25 Such a measure finds application inter alia in the Dutch passport. In order to remove a marking applied to such a carrier, the forger will first have to remove the foil. Because in accordance with said embodiment of the invention the weakening pattern remains adhered  
30 partly to the foil when the foil is removed, the distortion of the pattern will be permanently visible after the marking has been removed and replaced by a falsified marking and the foil returned to its position.

According to another preferred embodiment the  
35 visibility of the weakening pattern is accentuated by measures in the printing which result in greater contrast differences or colour differences. This makes the distortion of the pattern even more apparent.

According to yet another preferred embodiment the document is printed and provided with at least one colour transition at the position of the weakening pattern. This makes distortion of the zone even more  
5 apparent.

According to yet another preferred embodiment the weakening is arranged by a laser spot.

The present invention will be elucidated hereinbelow with reference to the annexed figures, in  
10 which:

figure 1 shows a perspective view of a passport according to the present invention;

figure 2 shows a detail view of a variant of the passport illustrated in figure 1;

15 figure 3 is a perspective view of an alternative embodiment of a passport according to the invention; and

figure 4 is a perspective view of another embodiment.

20 Figure 1 shows a passport 1 provided with a personalized page 2. Personalized markings in the form of a passport photo 3 and a name 4 are arranged on the personalized page. The personalized page 2 is manufactured from a strong carrier material, usually  
25 paper, in which weakening pattern 5 has already been arranged. After the page is provided with the personalized markings in the form of passport photo 3, name 4 and possible further designations, the page is provided with a self-adhesive foil which during  
30 application develops a great adhesive force by means of heating.

In order to complicate removal and changing of the personalized markings two weakening patterns 5 are arranged in the carrier. These extend parallel to the  
35 edges of the passport photo over the whole width of the page and are partially covered by the glued-on passport photo. The patterns are formed by perforated lines in the form of a tothing which are readily visible to the eye.

When a forger thus attempts to gain access to the personalized markings he will inevitably damage the weakening pattern when removing the foil, because parts of this pattern will adhere to the foil and other parts 5 will remain behind on the carrier. All markings on this page are protected by the extent of the patterns 5. An additional protection takes place round passport photo 3. This is in any case glued partly onto the weakening pattern, whereby the pattern is again damaged locally 10 when the passport photo is removed.

Due to the fineness of the pattern and the damage thereto it is no longer possible to re-place the elements of the pattern with any accuracy at their original position, so that the distortion is permanently 15 and conspicuously visible.

It will be apparent that this results in a high degree of security against fraud.

Various aspects are shown in more detail in figure 2. The foil 6 is moreover shown herein. The 20 perforated weakening lines extend through the whole thickness of the carrier material. In order to make the pattern easily visible, carrier material must be removed over a well visible line width. Such an operation is performed in excellent manner by means of a laser spot. 25 So as to be readily visible the weakening pattern 5 can be about 10 mm wide. The lines within this pattern have a well visible line width in the order of 0.7 mm. Pattern parts left in place between lines such as teeth, dovetails and spiral parts have the same width up to a 30 small number of times the line width. This enhances the visibility of the regularity in the pattern.

It will be apparent that it is not possible to restore such a pattern, once disturbed, to its original state.

35 It will also be apparent that applying a suitable colour on the field of the weakening pattern can visually emphasize a possible disruption of the pattern, whereby the chance of detection is increased. It is

further possible to choose an ink which displays a colour change with laser treatment and in this way enhances the visibility of the pattern.

The present embodiment relates to a perforation 5 7. It will be apparent that it is not per se necessary for the linear weakenings extending as a tothing over the whole weakening pattern to be formed by a perforation; it is equally possible for these to be formed by a groove. Then also they are preferably 10 arranged with a laser spot.

Instead of the shown pattern in the form of a tothing it is also possible to use other patterns, for instance a dovetail pattern as shown in figure 3.

The embodiment shown in figure 3 is 15 distinguished from the embodiments shown in figures 1 and 2 in that the weakening pattern extends round passport photo 3. in the case of attempts to remove the foil, the weakening pattern thus provides protection against incursions from all sides.

20 The patterns in the form of a dovetail and tothing reveal much damage when foil is separated from carrier material because parts of the foil remain adhered while other parts remain connected to the carrier. This has to do with the surface area of the diverse pattern 25 parts, the adhesive force of the foil and the strength of the remaining connections to the rest of the carrier.

The spiral-shaped pattern is particularly suitable for placing at the corner points of passport photos to be glued in. Because it is connected partly to 30 the photo and partly to the carrier it will have to be damaged when the photo is removed. When the spiral is damaged large conspicuous holes are found to appear.

In the passport shown in figure 4 not only is the vicinity of passport photo 3 provided with weakenings 35 according to the invention but also the date of birth 9. This is in any case also a feature that is susceptible to forgery.

Passport photo 3 is protected by a weakening pattern 10 at the bottom, which is formed by three pairs of concentric circular arcs. These thus form a regularly ordered pattern, wherein a disturbance of the pattern is immediately apparent. Conversely, a pattern 11 is arranged at the top of the passport which is formed by radial weakening lines which extend through a semi-circular arc and which are provided on their distal end with tangential portions. Here too a regular pattern is formed which immediately shows when tampering has occurred, for instance through an attempt to remove the passport photo.

This also applies for the date of birth 9. This is likewise printed on a weakening pattern 11.

Finally, it is pointed out that it is possible to print the weakening pattern, as otherwise already shown in the case of the date of birth. This is also possible for instance in the vicinity of the passport photo so as to make attempted tampering even more easily apparent.

It is otherwise pointed out that the invention can also be applied when there is no laminated transparent foil. In order in that case to prevent damage to the pattern during normal use, the use of a transparent protective cover is to be recommended.

It will also be apparent that many other weakening patterns can be applied. Style requirements may also influence the design.

29808-30

7

CLAIMS:

1. A fraud-proof document, comprising a carrier and at least one marking arranged on said carrier, wherein on at least a part of the surface of the carrier on which the marking is applied, or along the periphery of the surface of the carrier on which the marking is applied, a weakening pattern is provided by removal of carrier material, wherein the weakening pattern is arranged in the carrier only and, when detached, results in a permanent and easily visible distortion of the pattern.

2. The document according to claim 1, wherein the marking is a personalised marking, like a passport photograph, which is adhered to the carrier.

3. The document according to claim 1 or 2, wherein the weakening pattern comprises a linear weakening, and that the weakening lines extend in a regular structure so that distortions of the structure are immediately visible.

4. The document according to claim 3, wherein the weakening lines extend in a rectangular or dovetail-shaped tothing, or that the weakening lines extend in spiral form.

5. The document according to claim 3, wherein the weakening lines extend at least partly in radial lines, and that the weakening lines also extend in substantially tangential lines connected to the radial lines.

6. The document according to any one of the claims 3, 4 and 5, wherein the linear weakening is formed at least partly by a perforation.

7. The document according to any one of the claims 3, 4 and 5, wherein the linear weakening is formed at least partly by a groove.

29808-30

8

8. The document according to any one of the claims 1 to 7, wherein more than one marking is arranged on the carrier and that the markings are provided on their collective periphery with the weakening pattern.

5 9. The document according to any one of the claims 1 to 8, wherein a transparent foil is adhered to the carrier, wherein when carrier and foil are separated the weakening pattern remains adhered partly to the foil and partly to the carrier.

10 10. The document according to any one of the claims 1 to 9, wherein printing at the position of the weakening pattern enhances the visibility of the pattern.

11. The document according to any one of the claims 1 to 10, wherein use is made for printing at the position of  
15 the weakening pattern of ink which reacts to laser action with a colour change.

FETHERSTONHAUGH &amp; CO.

OTTAWA, CANADA

PATENT AGENTS

1/3

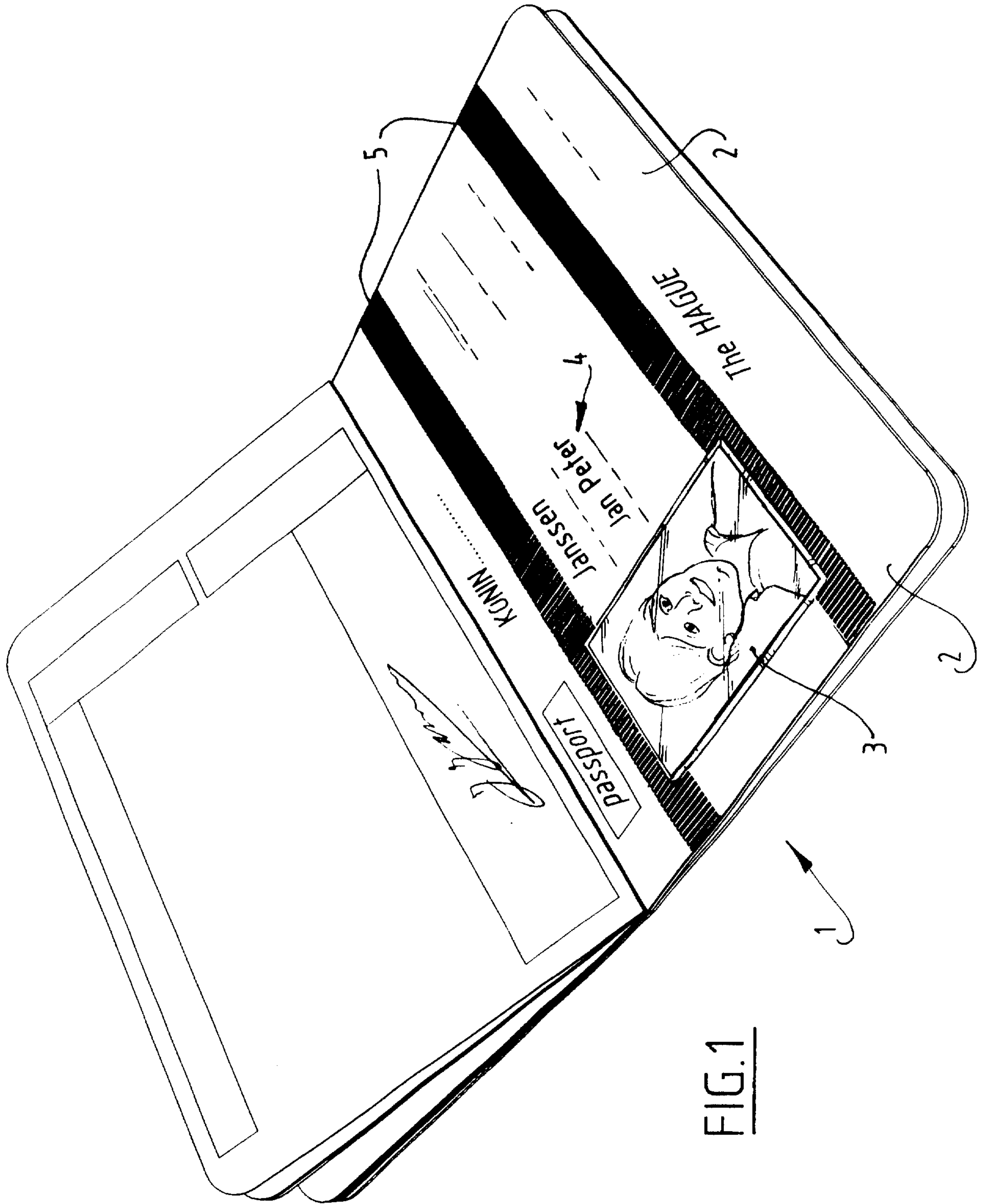
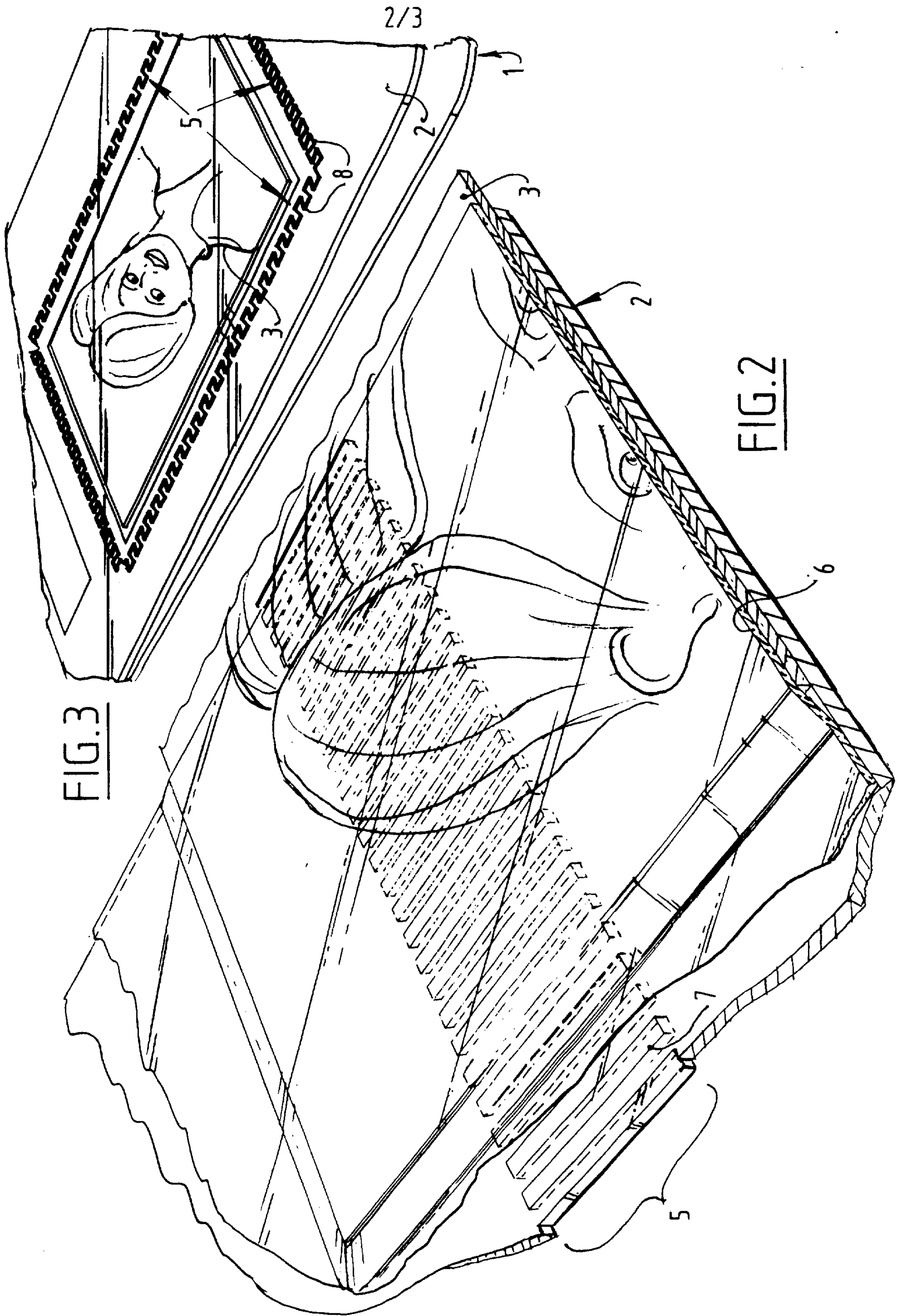


FIG. 1



3/3

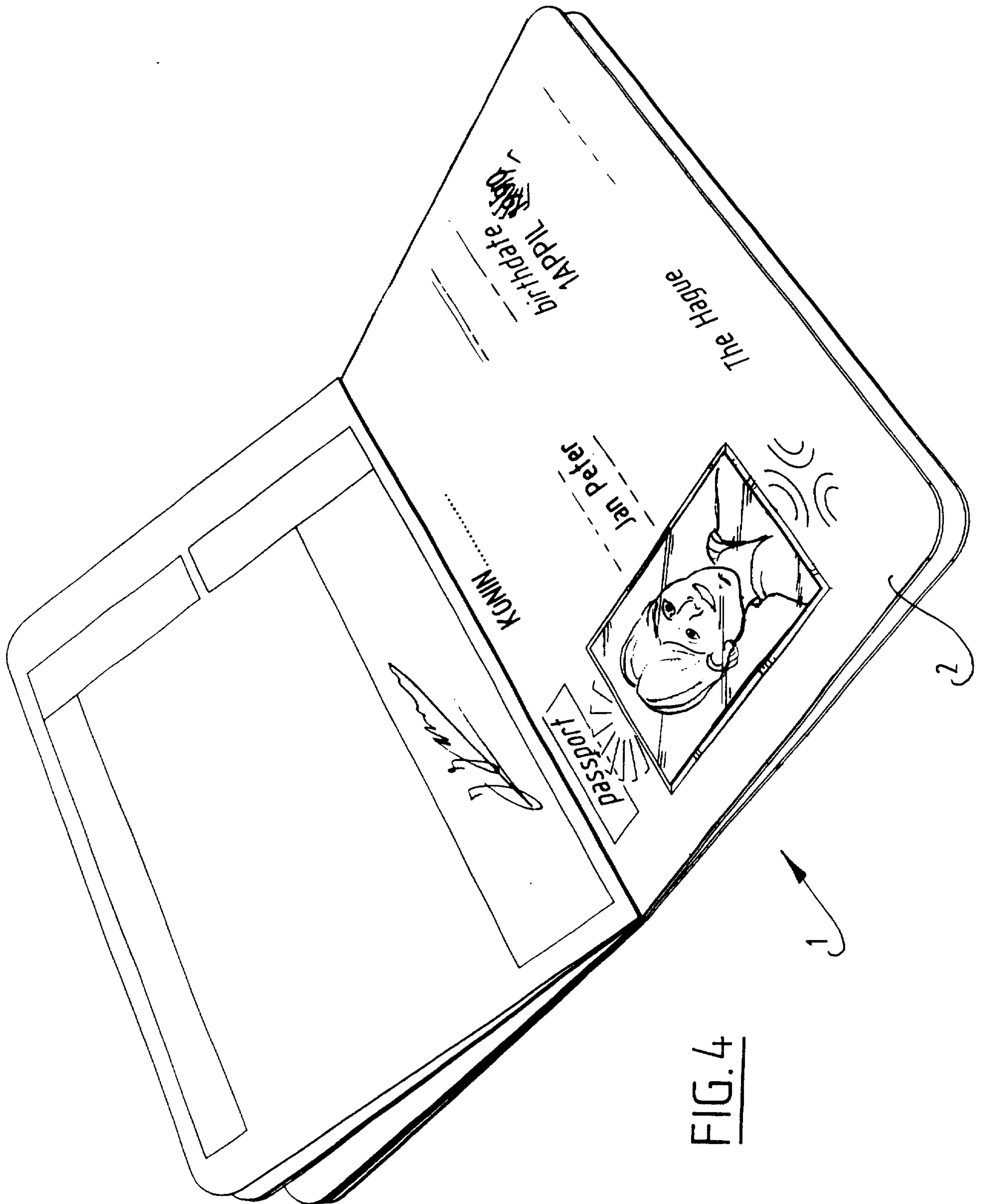
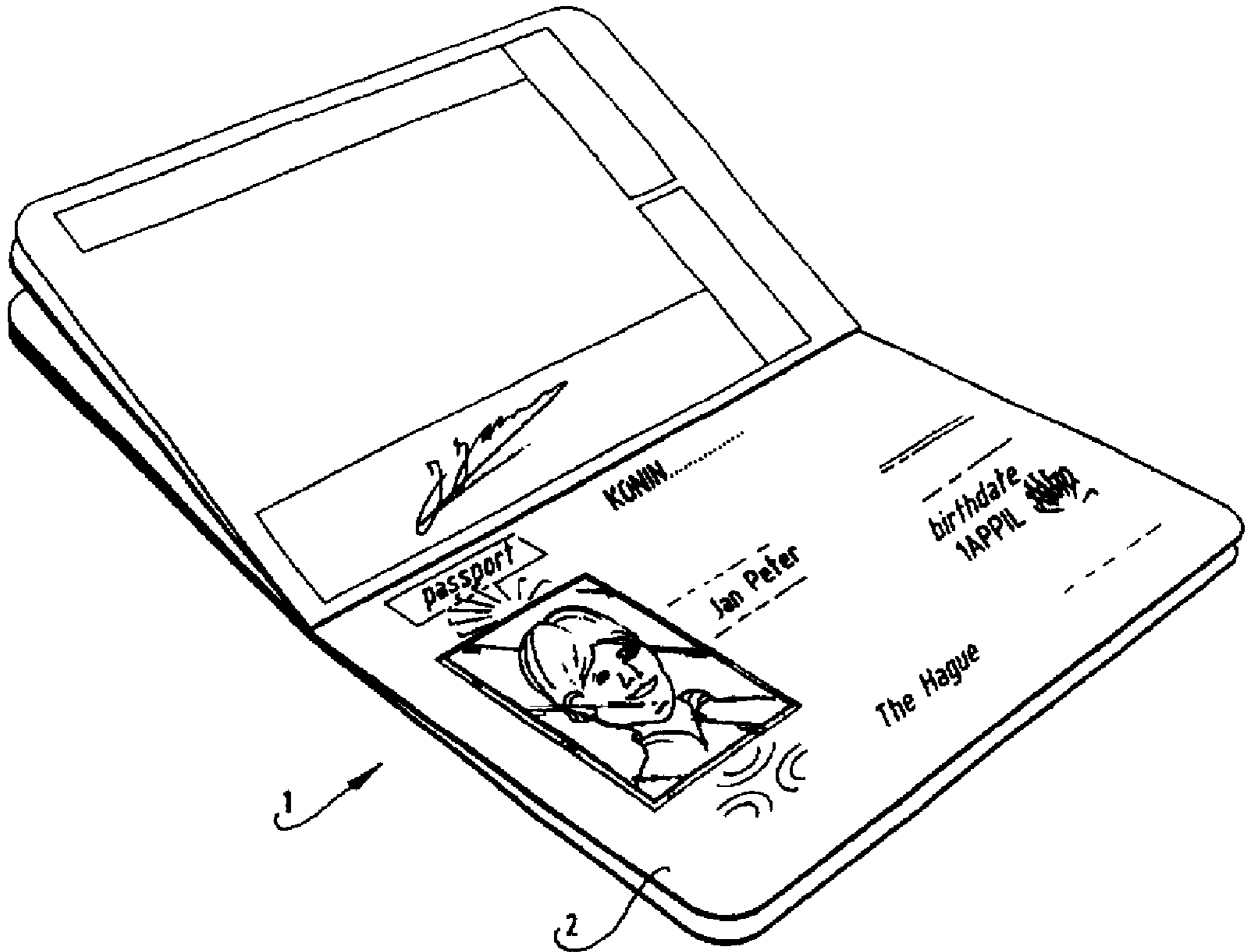


FIG. 4



KONIN.....

PASSPORT



Jan Peter

birthdate  
1 APRIL

The Hague



2