

(No Model.)

J. WISE.
LAMP SUPPORTER FOR VEHICLES.

No. 526,798.

Patented Oct. 2, 1894.

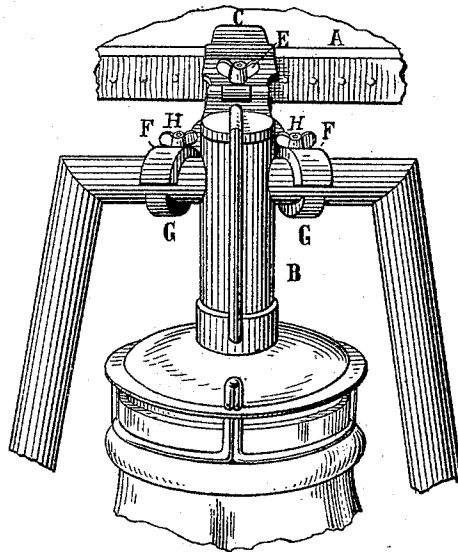


Fig 1.

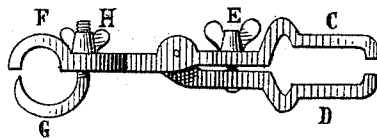


Fig 2.

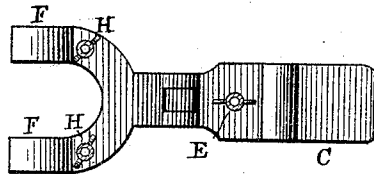


Fig 3.

Witnesses
Thos C Peterson
C. Humphrey

Inventor
Jacob Wise:

Attorney
C. P. Humphrey

UNITED STATES PATENT OFFICE.

JACOB WISE, OF MOGADORE, OHIO, ASSIGNOR TO MARTHA E. WISE, OF
SAME PLACE.

LAMP-SUPPORTER FOR VEHICLES.

SPECIFICATION forming part of Letters Patent No. 526,798, dated October 2, 1894.

Application filed April 11, 1894. Serial No. 507,142. (No model.)

To all whom it may concern:

Be it known that I, JACOB WISE, a citizen of the United States, residing at Mogadore, in the county of Summit and State of Ohio, have invented a certain new and useful Improvement in Lamp-Supporters for Vehicles, of which the following is a specification.

My invention has relation to improvements in devices for attaching a lantern to a top buggy or carriage to light the road.

The object of my invention is to provide a device readily and quickly applied and removed that shall attach the lantern to and support it by and from the front bow of the buggy top, so that the light will be above the driver's eyes and throw its rays farther in advance along the road than if supported lower.

To the aforesaid object my invention consists in the peculiar and novel combination, construction and arrangement of parts hereinafter described and then specifically pointed out in the claim, reference being had to the accompanying drawings forming a part of this specification.

In the accompanying drawings in which similar reference letters indicate like parts in the different figures: Figure 1, is the upper portion of a lantern and part of a buggy top united by my improved holder, and Figs. 2 and 3, side elevation and plan respectively of the holder.

Referring to the figures, A, is the front edge of a part of a buggy top, and B, the upper part of a tubular lantern. These parts are united by the holder, C, which at one end is shaped to conform to and rest against the front and the first bow of the buggy top, and

has a corresponding jaw, D, hinged to it, adapted to fit the under side of said bow, and be clamped tightly against it by the bolt and thumb-nut E.

The opposite end of the holder is forked, the two arms F, passing on opposite sides of the central lantern tube, and each shaped to conform to and clasp the upper half of the lateral tubes of the lantern. Below the ends of these arms are two hooks, G, adapted to fit and clasp the lower half of the lantern tubes, each terminating in a straight screw-threaded shank that passes through a hole in an arm F, and is retained and drawn tight by a thumb-nut H.

By this construction the lantern can be quickly and firmly attached to the front bow of the buggy top, and easily removed.

I claim as my invention—

A lantern holder for vehicles consisting of a frame bifurcated at one end, each of said bifurcated ends being rounded to form one-half of a clamp the other half being formed by a hook passing through said frame and arranged to be drawn up by a thumb nut on the other side of said frame, the other end of said frame bearing a hinged jaw arranged to form with said frame a clamp and both being drawn together by a nut and bolt substantially as shown and described.

In testimony that I claim the above I hereunto set my hand.

JACOB WISE.

In presence of—

C. P. HUMPHREY,
C. E. HUMPHREY.