

[54] VENTILATING HEATER

[76] Inventors: Allan E. Beavers, 638 S. Surrey Ct., Grand Junction, Colo. 81401; Robert A. Fulcher, 3329 N. Ridge Dr., Grand Junction, Colo. 81506

[**] Term: 14 Years

[21] Appl. No.: 409,592

[22] Filed: Sep. 19, 1989

[52] U.S. Cl. D23/335; D23/382

[58] Field of Search D23/335, 383, 332, 382; 219/366, 367, 368, 369, 370, 373; 415/119, 182.1, 220

[56] References Cited

U.S. PATENT DOCUMENTS

2,158,605	5/1939	Wiegand	219/366
2,456,881	12/1948	Leather	219/370
3,976,393	8/1976	Larson	415/220

FOREIGN PATENT DOCUMENTS

212297	8/1984	German Democratic Rep.	415/119
--------	--------	------------------------	---------

OTHER PUBLICATIONS

Grainger's Spring '86 Cat., p. 1353, Hog House Exhaust Fan, outside view, top left side of page.

Primary Examiner—James M. Gandy
Assistant Examiner—Lisa Lichtenstein
Attorney, Agent, or Firm—Donald W. Erickson

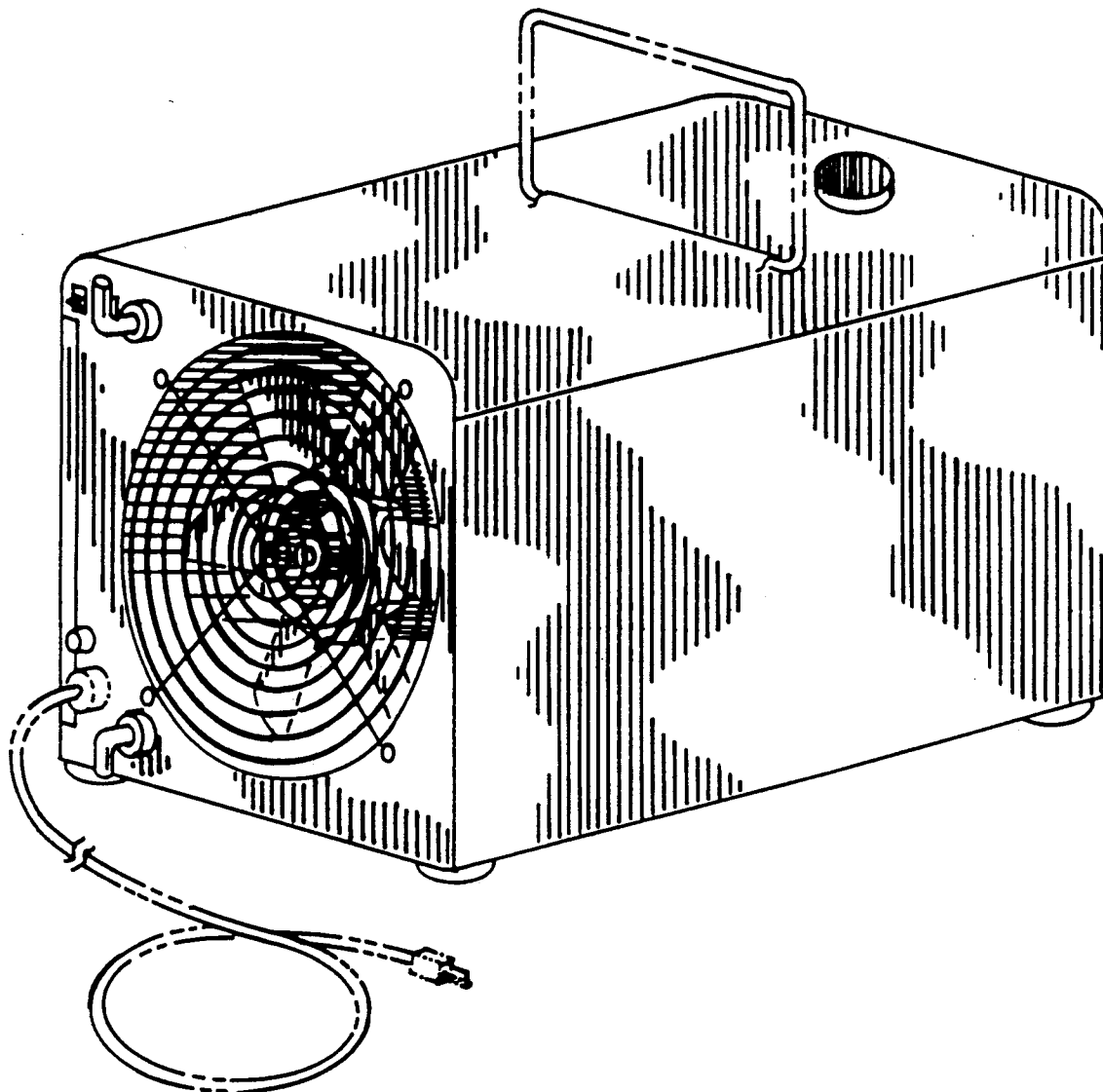
[57] CLAIM

The ornamental design for a ventilating heater, as shown and described.

DESCRIPTION

FIG. 1 is a front and right side perspective view of a ventilating heater showing our new design; FIG. 2 is a front elevation view thereof; FIG. 3 is a rear elevation view thereof; FIG. 4 is a left side elevation view thereof; FIG. 5 is a top plan view thereof; and FIG. 6 is a bottom plan view thereof.

The broken-line showing of a power cord, in FIGS. 1, 2, 4, 5 and 6, and of a handle in FIGS. 1, 4, and 5, is for illustrative purposes only and forms no part of the claimed design.



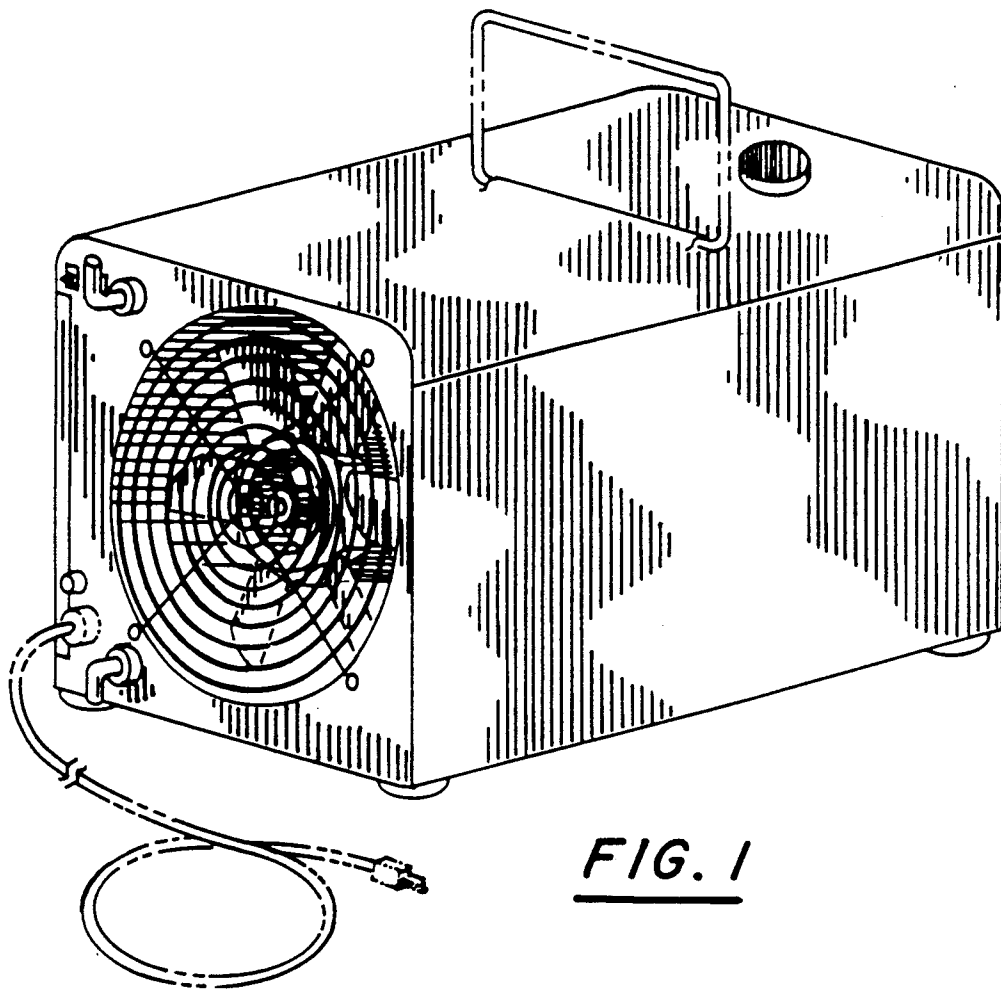


FIG. 1

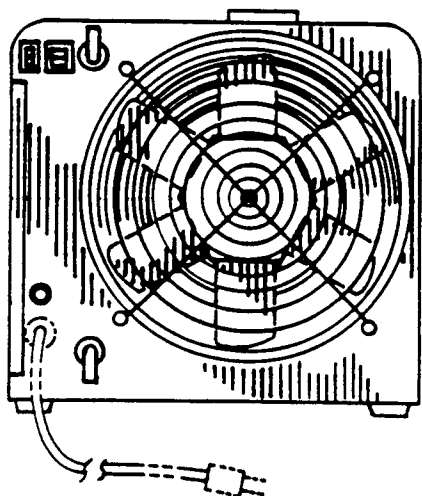


FIG. 2

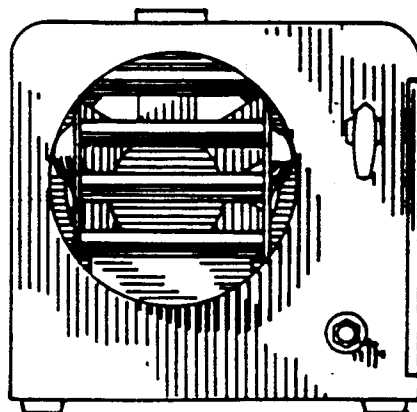


FIG. 3

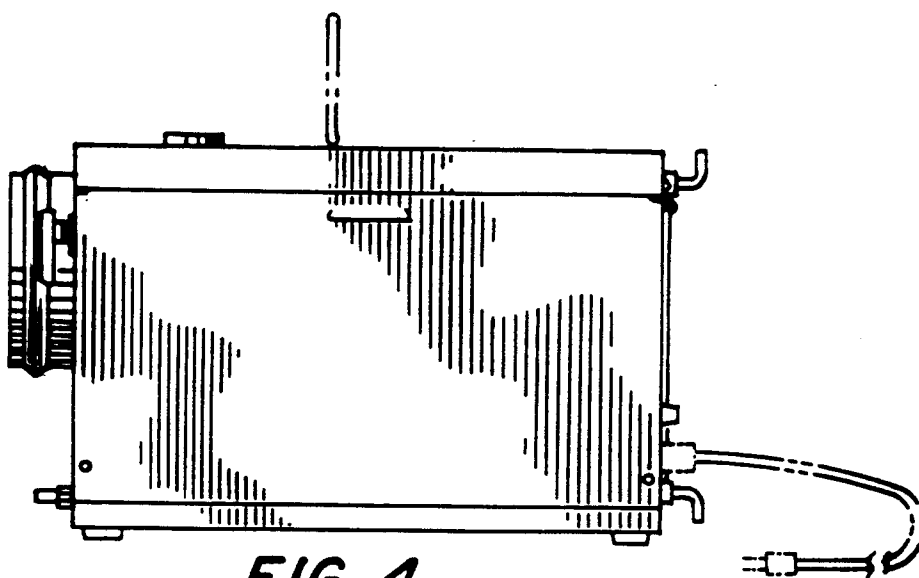


FIG. 4

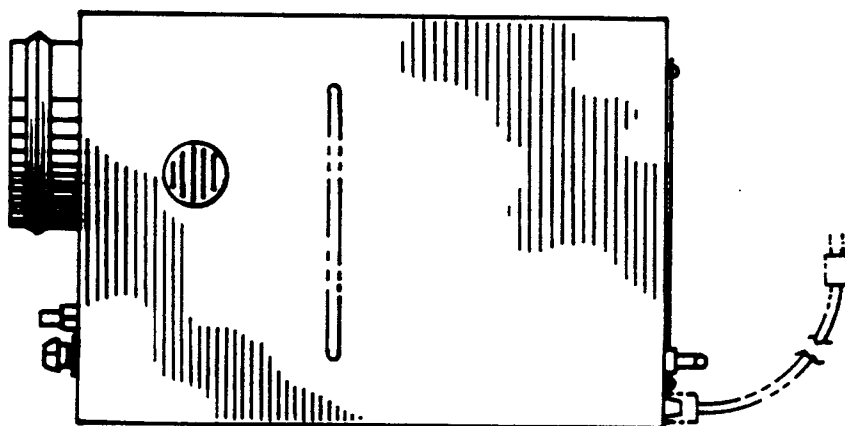


FIG. 5

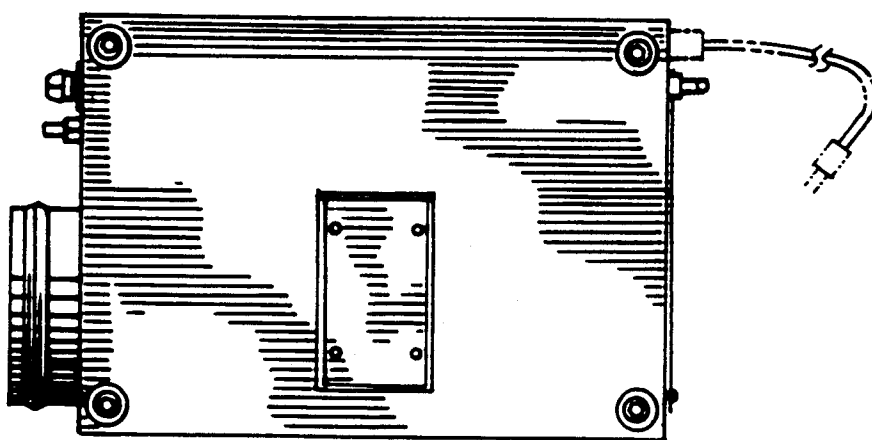


FIG. 6