

N. Faught,

Flow Mold Board.

No. 110,758.

Patented Jan. 3. 1871.

Fig. 1.

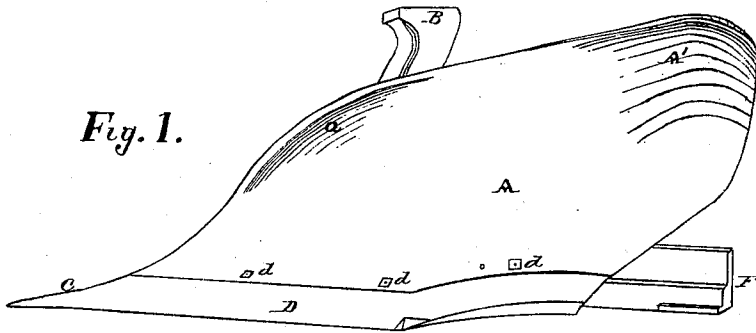


Fig. 2.

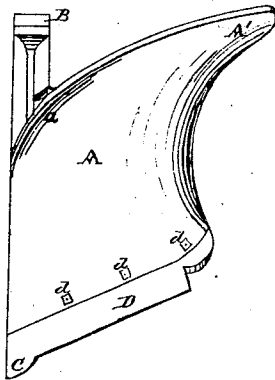
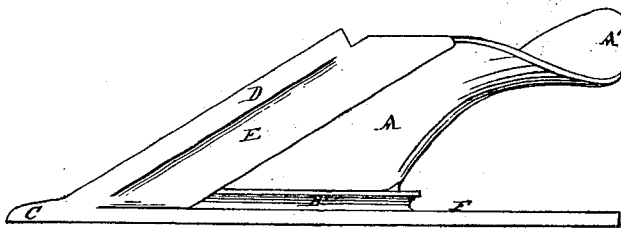


Fig. 3.



Witnesses.

West Wagner
Edw. Hamilton Johnson

Inventor.

Nelson Faught
By Mes: A. C. Klauke & Co.
Attorneys

United States Patent Office.

NELSON FAUGHT, OF PITTSBOROUGH, INDIANA.

Letters Patent No. 110,758, dated January 3, 1871.

IMPROVEMENT IN PLOWS.

The Schedule referred to in these Letters Patent and making part of the same.

To all whom it may concern :

Be it known that I, NELSON FAUGHT, of Pittsborough, in the county of Hendricks and State of Indiana, have invented a new and useful Improvement in Plows; and I do hereby declare the following to be a full and correct description of the same, sufficient to enable others skilled in the class to which my invention appertains to fully understand the same, reference being had to the accompanying drawing which makes part of this specification, and in which—

Figure 1 is a side elevation of my improved plow;

Figure 2 is a front view of the same; and

Figure 3 is a bottom view of the same.

Like letters of reference indicate like parts in the three figures.

The nature of my invention consists in the peculiar construction of the parts of the plow, as hereinafter more fully described.

A in the drawing represents the mold-board; and B, the standard.

C is the point, formed in one piece with the shear-plate, D, which latter is attached to the mold-board A by bolts and nuts, *d*.

E is the bottom extension of the shear-plate D, and is suitably connected to the land-side F near the point and standard.

The mold-board A is formed of an oval piece of metal, bent at its longest ends in opposite directions, whereby a curve or bend, A', is imparted to its rear, and is provided on its front edge, near where it is held to the standard B, with a flange, *a*, bent out-

wardly, so that, when the plow passes through the ground, the flange will aid in separating the slice from the land, at the same time turning it over outwardly, which turning method is completed by the curve A'.

In turning fallow land the flange *a* will turn stubble and trash away from the standard, beam, and mold-board. This flange also acts as a gauge in turning sod or turf, directing the slice in a gentle manner to its proper place in the bottom of the furrow. The flange may be either formed in the mold-board or be made a separate piece, to be attached when desired.

The bottom extension E of the shear-plate D serves to steady the plow while in motion, and considerably strengthens the same, while it also equalizes the weight of the whole plow.

Having thus described my invention,

What I claim as new, and desire to secure by Letters Patent, is—

1. The mold-board A, when constructed as described, and provided with the flange *a* and curve A', combined, so as to turn the sod or turf from the time when it is raised by the point, as herein described and shown.

2. The bottom extension E of the shear-plate D, when formed in one piece with the point C, and arranged to operate as herein described and shown.

NELSON FAUGHT.

Witnesses:

J. N. SHIRLEY,

H. HOAK.