

(No Model.)

E. V. HEAFORD.
Combined Sash-Cord Fastener and Sash-Lock.

No. 228,349.

Patented June 1, 1880.

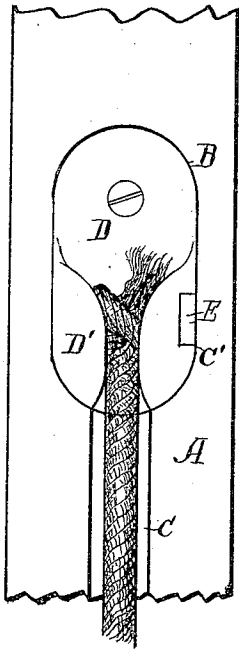


Fig. 1.

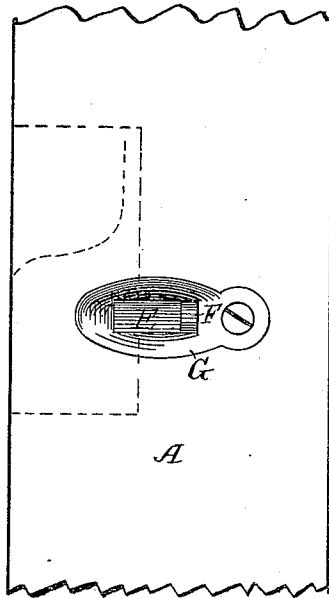


Fig. 2.

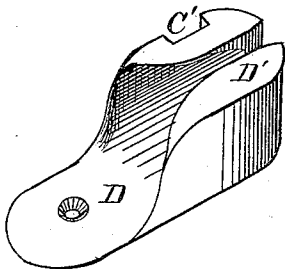


Fig. 3.

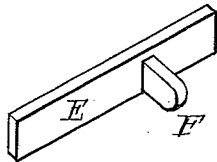


Fig. 4.




Fig. 5.

Witnesses:

S. Strothart
J. Bailey

Inventor:

Edwin V. Heaford
by *J. S. Berbe*
J. S. Berbe

UNITED STATES PATENT OFFICE.

EDWIN V. HEAFORD, OF COVINGTON, KENTUCKY.

COMBINED SASH-CORD FASTENER AND SASH-LOCK.

SPECIFICATION forming part of Letters Patent No. 228,349, dated June 1, 1880.

Application filed April 12, 1880. (No model.)

To all whom it may concern:

Be it known that I, EDWIN V. HEAFORD, of Covington, in the county of Kenton and State of Kentucky, have invented a new and useful Improvement in Sash-Cord Fasteners and Sash-Locks, which improvement is fully set forth in the following specification and accompanying drawings, in which—

Figure 1 is a face view of the sash equipped with this improvement. Fig. 2 is a side view; Fig. 3, a perspective view of the rope-holder; Fig. 4, perspective view of the sash-fastener slide, and Fig. 5 perspective view of the plate for the side of the sash.

The object of this invention is to provide a combined sash-cord fastener and sash-lock so arranged that the rope can be readily attached to the sash or removed. It also provides for a rounded seat for the knotted rope, so that the use of the sash and rope will not injure or wear out the rope at the point secured to the sash, as is the case with the fasteners now in use. It also has a slide on the side of the fastener, which is employed to retain the sash at any point in the frame, all of which will hereinafter be more fully set forth.

In the accompanying drawings, A represents a side rail of a window-sash, and in Fig. 1 the outer edge or face is shown, in which a mortise, B, is sunk the desired depth. Fig. 3 shows, in perspective, my improved holder D, made preferably as long again as it is wide, and rounded at each end and sunk in the mortise B, and securely fastened by means of a screw, as shown, or otherwise. This fastener has two ears, D', projecting upwardly at one end. These ears are oval in form, and are only far enough from each other to permit the rope to pass between them. The ears D' are hol-

lowed out between, so as to form an enlarged space for the knot of the rope when it is placed between the ears. A horizontal slot, C', is formed along one of the ears, in which a slide, E, is placed. This slide has a lug, F, projecting from its side, which passes out through a slotted plate, G, secured on the side of the sash.

I have thus combined in a very simple and effective manner the rope-holder and the sash-fastener, so that the cost of both will not be greater than the usual cost of each article separately.

In applying the sash-rope the knot is formed and placed in the space between the ears D' and the upper end of the mortise B and the rope pressed between the ears D'. The rope thus hangs, as shown in the drawings, in the groove C of the sash.

In practice the part D is inverted, having the rope projecting upward; but it is here shown for convenience.

Having described my invention, what I claim as new, and desire to secure by Letters Patent, is—

1. The fastener D, having two ears, D', with an enlarged space between them for the reception of a knotted rope, and one of the ears provided with a slot or groove for the reception of a slide, E, substantially as and for the purpose herein set forth.

2. The combination of the fastener D, having ears D', provided with groove C' and slide E, with the rope, when used on a window-sash, substantially as and for the purpose specified.

EDWIN V. HEAFORD.

Witnesses:

J. S. ZERBE,
H. J. HARROP.