



- (51) **International Patent Classification:**
C07D 487/04 (2006.01) *A61P 25/00* (2006.01)
A61K 31/4985 (2006.01)
- (21) **International Application Number:**
PCT/EP2015/067530
- (22) **International Filing Date:**
30 July 2015 (30.07.2015)
- (25) **Filing Language:** English
- (26) **Publication Language:** English
- (30) **Priority Data:**
14179598.9 1 August 2014 (01.08.2014) EP
- (71) **Applicant:** JANSSEN PHARMACEUTICA NV
[BE/BE]; Turnhoutseweg 30, B-2340 Beerse (BE).
- (72) **Inventors:** ALONSO-DE DIEGO, Sergio-Alvar; c/o:
Janssen-Cilag, S.A. Calle Jarama, 75 Poligono Industrial,
E-45007 Toledo (ES). VAN GOOL, Michiel, Luc, Maria;
c/o: Janssen-Cilag, S.A. Calle Jarama, 75 Poligono Indus-
trial, E-45007 Toledo (ES). DELGADO-GONZÁLEZ,
Óscar; c/o: Janssen-Cilag, S.A. Calle Jarama, 75 Poligono
Industrial, E-45007 Toledo (ES). ANDRÉS-GIL, José, Ig-
nacio; c/o: Janssen-Cilag, S.A. Calle Jarama, 75 Poligono
Industrial, E-45007 Toledo (ES). TRABANCO-SUÁREZ,
Andrés, Avelino; c/o: Janssen-Cilag, S.A. Calle Jarama, 75
Poligono Industrial, E-45007 Toledo (ES).
- (74) **Agent:** QUAGHEBEUR, Luc; J&J Patent Law Depart-
ment, Turnhoutseweg 30, 2340 Beerse (BE).

- (81) **Designated States** (*unless otherwise indicated, for every kind of national protection available*): AE, AG, AL, AM, AO, AT, AU, AZ, BA, BB, BG, BH, BN, BR, BW, BY, BZ, CA, CH, CL, CN, CO, CR, CU, CZ, DE, DK, DM, DO, DZ, EC, EE, EG, ES, FI, GB, GD, GE, GH, GM, GT, HN, HR, HU, ID, IL, IN, IR, IS, JP, KE, KG, KN, KP, KR, KZ, LA, LC, LK, LR, LS, LU, LY, MA, MD, ME, MG, MK, MN, MW, MX, MY, MZ, NA, NG, NI, NO, NZ, OM, PA, PE, PG, PH, PL, PT, QA, RO, RS, RU, RW, SA, SC, SD, SE, SG, SK, SL, SM, ST, SV, SY, TH, TJ, TM, TN, TR, TT, TZ, UA, UG, US, UZ, VC, VN, ZA, ZM, ZW.
- (84) **Designated States** (*unless otherwise indicated, for every kind of regional protection available*): ARIPO (BW, GH, GM, KE, LR, LS, MW, MZ, NA, RW, SD, SL, ST, SZ, TZ, UG, ZM, ZW), Eurasian (AM, AZ, BY, KG, KZ, RU, TJ, TM), European (AL, AT, BE, BG, CH, CY, CZ, DE, DK, EE, ES, FI, FR, GB, GR, HR, HU, IE, IS, IT, LT, LU, LV, MC, MK, MT, NL, NO, PL, PT, RO, RS, SE, SI, SK, SM, TR), OAPI (BF, BJ, CF, CG, CI, CM, GA, GN, GQ, GW, KM, ML, MR, NE, SN, TD, TG).

Declarations under Rule 4.17:

- *as to applicant's entitlement to apply for and be granted a patent (Rule 4.17(ii))*

Published:

- *with international search report (Art. 21(3))*

(54) **Title:** 6,7-DIHYDROPYRAZOLO[1,5-a]PYRAZIN-4(5H)-ONE COMPOUNDS AND THEIR USE AS NEGATIVE ALLOSTERIC MODULATORS OF MGLUR2 RECEPTORS

(57) **Abstract:** The present invention relates to novel 6,7-dihydropyrazolo[1,5-a]pyrazin-4(5H)-one derivatives as negative allosteric modulators (NAMs) of the metabotropic glutamate receptor subtype 2 ("mGluR2"). The invention is also directed to pharmaceutical compositions comprising such compounds, to processes for preparing such compounds and compositions, and to the use of such compounds and compositions for the prevention or treatment of disorders in which the mGluR2 subtype of metabotropic receptors is involved.



6,7-DIHYDROPYRAZOLO[1,5-*a*]PYRAZIN-4(5*H*)-ONE COMPOUNDS AND THEIR USE AS NEGATIVE ALLOSTERIC MODULATORS OF MGLUR2 RECEPTORS

5

FIELD OF THE INVENTION

The present invention relates to novel 6,7-dihydropyrazolo[1,5-*a*]pyrazin-4(5*H*)-one derivatives as negative allosteric modulators (NAMs) of the metabotropic glutamate receptor subtype 2 (“mGluR2”). The invention is also directed to pharmaceutical
10 compositions comprising such compounds, to processes for preparing such compounds and compositions, and to the use of such compounds and compositions for the prevention or treatment of disorders in which the mGluR2 subtype of metabotropic receptors is involved.

BACKGROUND OF THE INVENTION

The glutamatergic system in the CNS is one of the neurotransmitter systems that play a key role in several brain functions. Metabotropic glutamate receptors (mGluR) belong to the G-protein-coupled family, and eight different subtypes have been identified to date, which are distributed to various brain regions (Ferraguti & Shigemoto, Cell &
20 Tissue Research, 326:483-504, 2006). mGluRs participate in the modulation of synaptic transmission and neuronal excitability in the CNS by the binding of glutamate. This activates the receptor to engage intracellular signaling partners, leading to cellular events (Niswender & Conn, Annual Review of Pharmacology & Toxicology 50:295-322, 2010).

25 mGluRs are further divided into three subgroups based on their pharmacological and structural properties: group-I (mGluR1 and mGluR5), group-II (mGluR2 and mGluR3) and group-III (mGluR4, mGluR6, mGluR7 and mGluR8). Group-II ligands, both orthosteric and allosteric modulating, are considered to be potentially useful in the treatment of various neurological disorders, including psychosis, mood disorders,
30 Alzheimer disease and cognitive or memory deficiencies. This is consistent with their primary localisation in brain areas such as the cortex, hippocampus and the striatum (Ferraguti & Shigemoto, Cell & Tissue Research 326:483-504, 2006). Particularly antagonists and negative allosteric modulators are reported to hold potential for the treatment of mood disorders and cognitive or memory dysfunction. This is based on
35 findings with group-II receptor antagonists and negative allosteric modulators tested in laboratory animals subjected to a range of experimental conditions deemed relevant to these clinical syndromes (Goeldner et al, Neuropharmacology 64:337-346, 2013).

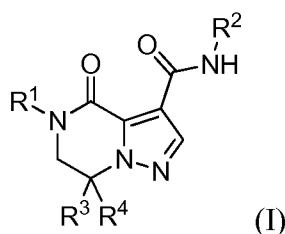
Clinical trials are, for example, underway with mGluR2/3 antagonist decoglurant RO4995819 (F. Hoffmann-La Roche Ltd.) in adjunctive therapy in patients with Major Depressive Disorder having inadequate response to ongoing antidepressant treatment (ClinicalTrials.gov Identifier NCT01457677, retrieved 19 February 2014).

- 5 WO 2013066736 (Merck Sharp & Dohme Corp.) describes quinoline carboxamide and quinoline carbonitrile compounds as mGluR2 NAMs. WO2013174822 (Domain Therapeutics) describes 4H-pyrazolo[1,5-a]quinazolin-5-ones and 4H-pyrrolo [1,2-a]quinazolin-5-ones and in vitro mGluR2 NAM activity thereof. WO 2014064028 (F. Hoffman-La Roche AG) discloses a selection of mGlu2/3 negative allosteric
10 modulators and their potential use in the treatment of Autistic Spectrum Disorders (ASD).

- The group-II receptors are mainly located on presynaptic nerve terminals where they exert a negative feedback loop to the release of glutamate into the synapse (Kelmendi
15 et al, Primary Psychiatry 13:80-86, 2006). Functional inhibition of these receptors by antagonists or negative allosteric modulators therefore lifts the brake on glutamate release, resulting in enhanced glutamatergic signaling. This effect is believed to underlie the antidepressant-like and procognitive effects observed in preclinical species with inhibitors of the Group-II receptor. In addition, treatment of mice with group-II
20 orthosteric antagonists has been shown to enhance signaling by growth factors such as brain derived neurotrophic factor (BDNF) (Koike et al, Behavioural Brain Research 238:48-52, 2013). Since BDNF and other growth factors have been shown to be critically involved in mediating synaptic plasticity, this mechanism is likely to contribute to both antidepressant and procognitive properties of these compounds.
- 25 Inhibition of mGluRs of the group-II receptor family is therefore considered to represent a potential therapeutic mechanism for neurological disorders, including depression and cognitive or memory dysfunction.

DESCRIPTION OF THE INVENTION

- 30 The present invention is directed to 6,7-dihydropyrazolo[1,5-a]pyrazin-4(5H)-one derivatives of Formula (I)



and stereoisomeric forms thereof, wherein

- R¹ is phenyl or 2-pyridinyl, each optionally substituted with one or more substituents each independently selected from the group consisting of halo, C₁₋₄alkyl, monohalo-C₁₋₄alkyl, polyhalo-C₁₋₄alkyl, -C₁₋₄alkyl-OH, -CN, -C₁₋₄alkyl-O-C₁₋₄alkyl, C₃₋₇cycloalkyl, -O-C₁₋₄alkyl, monohalo-C₁₋₄alkyloxy, polyhalo-C₁₋₄alkyloxy, SF₅,
 5 C₁₋₄alkylthio, monohalo-C₁₋₄alkylthio and polyhalo-C₁₋₄alkylthio;
- R² is selected from the group consisting of hydrogen; C₁₋₄alkyl; C₃₋₇cycloalkyl; Het¹; Aryl; -C(O)R⁵; -C(O)Het²; Het²; and C₁₋₄alkyl substituted with one or more substituents each independently selected from the group consisting of halo, C₃₋₇cycloalkyl, Aryl, Het¹ and Het²; wherein
- 10 R⁵ is selected from the group consisting of hydrogen, C₁₋₄alkyl and C₃₋₇cycloalkyl;
- Aryl is phenyl optionally substituted with one or more substituents each independently selected from the group consisting of halo, C₁₋₄alkyl, -C₁₋₄alkyl-OH, monohalo-C₁₋₄alkyl, polyhalo-C₁₋₄alkyl, -CN, -O-C₁₋₄alkyl, -OH, -C₁₋₄alkyl-O-C₁₋₄alkyl, -NR'R'', -NHC(O)C₁₋₄alkyl, -C(O)NR'R'', -C(O)NH[C(O)C₁₋₄alkyl], -S(O)₂NR'R'',
 15 -S(O)₂NH[C(O)C₁₋₄alkyl] and -SO₂-C₁₋₄alkyl;
- Het¹ is selected from the group consisting of oxetanyl, tetrahydrofuranyl and tetrahydropyranyl;
- Het² is (a) a 6-membered aromatic heterocyclyl substituent selected from the group consisting of pyridinyl, pyrimidinyl, pyrazinyl and pyridazinyl, each of which may be
 20 optionally substituted with one or more substituents each independently selected from the group consisting of halo, C₁₋₄alkyl, -C₁₋₄alkyl-OH monohalo-C₁₋₄alkyl, polyhalo-C₁₋₄alkyl, -CN, -O-C₁₋₄alkyl, -OH, -C₁₋₄alkyl-O-C₁₋₄alkyl, -NR'R'', -NHC(O)C₁₋₄alkyl, -C(O)NR'R'', -C(O)NH[C(O)C₁₋₄alkyl], -S(O)₂NR'R'', -S(O)₂NH[C(O)C₁₋₄alkyl] and -SO₂-C₁₋₄alkyl; or
- 25 (b) a 5-membered aromatic heterocyclyl selected from the group consisting of thiazolyl, oxazolyl, *1H*-pyrazolyl and *1H*-imidazolyl, each of which may be optionally substituted with one or more substituents each independently selected from the group consisting of halo, C₁₋₄alkyl, -C₁₋₄alkyl-OH, monohalo-C₁₋₄alkyl, polyhalo-C₁₋₄alkyl, -CN, -O-C₁₋₄alkyl, -OH, -C₁₋₄alkyl-O-C₁₋₄alkyl, -NR'R'', -NHC(O)C₁₋₄alkyl,
 30 -C(O)NR'R'', -C(O)NH[C(O)C₁₋₄alkyl], -S(O)₂NR'R'', -S(O)₂NH[C(O)C₁₋₄alkyl] and -SO₂-C₁₋₄alkyl;
- R' and R'' are each independently selected from hydrogen and C₁₋₄alkyl; and
- R³ is selected from hydrogen and C₁₋₄alkyl;

R⁴ is selected from the group consisting of hydrogen, C₁₋₄alkyl, monohalo-C₁₋₄alkyl, polyhalo-C₁₋₄alkyl, -C₁₋₄alkyl-O-C₁₋₄alkyl and -C₁₋₄alkyl-OH;

and the N-oxides and the pharmaceutically acceptable salts and the solvates thereof.

- 5 The present invention also relates to a pharmaceutical composition comprising a therapeutically effective amount of a compound of Formula (I) and a pharmaceutically acceptable carrier or excipient.

10 Additionally, the invention relates to a compound of Formula (I) for use as a medicament, and to a compound of Formula (I) for use in the treatment or in the prevention of central nervous system conditions or diseases selected from mood disorders; delirium, dementia, amnestic and other cognitive disorders; disorders usually first diagnosed in infancy, childhood or adolescence; substance-related disorders; schizophrenia and other psychotic disorders; somatoform disorders; and hypersomnic
15 sleep disorder.

The invention also relates to the use of a compound of Formula (I) in combination with an additional pharmaceutical agent for use in the treatment or prevention of central nervous system conditions or diseases selected from mood disorders; delirium,
20 dementia, amnestic and other cognitive disorders; disorders usually first diagnosed in infancy, childhood or adolescence; substance-related disorders; schizophrenia and other psychotic disorders; somatoform disorders; and hypersomnic sleep disorder.

Furthermore, the invention relates to a process for preparing a pharmaceutical
25 composition according to the invention, characterized in that a pharmaceutically acceptable carrier is intimately mixed with a therapeutically effective amount of a compound of Formula (I).

The invention also relates to a method of treating or preventing a central nervous
30 system disorder selected from mood disorders; delirium, dementia, amnestic and other cognitive disorders; disorders usually first diagnosed in infancy, childhood or adolescence; substance-related disorders; schizophrenia and other psychotic disorders; somatoform disorders; and hypersomnic sleep disorder, comprising administering to a subject in need thereof, a therapeutically effective amount of a compound of Formula
35 (I) or a therapeutically effective amount of a pharmaceutical composition according to the invention.

- The invention also relates to a product comprising a compound of Formula (I) and an additional pharmaceutical agent, as a combined preparation for simultaneous, separate or sequential use in the treatment or prevention of central nervous system conditions or diseases selected from mood disorders; delirium, dementia, amnestic and other cognitive disorders; disorders usually first diagnosed in infancy, childhood or adolescence; substance-related disorders; schizophrenia and other psychotic disorders; somatoform disorders; and hypersomnic sleep disorder.
- 10 The invention also relates to 6,7-dihydropyrazolo[1,5-a]pyrazine-4(5H)-one derivatives designed to bind irreversibly to the mGluR2 receptor.

DETAILED DESCRIPTION OF THE INVENTION

- The present invention relates in particular to compounds of Formula (I) as defined hereinabove, and stereoisomeric forms thereof, wherein

- R^1 is phenyl or 2-pyridinyl, each optionally substituted with one or more substituents each independently selected from the group consisting of halo, C_{1-4} alkyl, monohalo- C_{1-4} alkyl, polyhalo- C_{1-4} alkyl, $-C_{1-4}$ alkyl-OH, -CN, $-C_{1-4}$ alkyl-O- C_{1-4} alkyl, C_{3-7} cycloalkyl, $-O-C_{1-4}$ alkyl, monohalo- C_{1-4} alkyloxy, polyhalo- C_{1-4} alkyloxy, SF_5 , C_{1-4} alkylthio, monohalo- C_{1-4} alkylthio and polyhalo- C_{1-4} alkylthio;
- R^2 is selected from the group consisting of hydrogen; C_{1-4} alkyl; C_{3-7} cycloalkyl; Het^1 ; Aryl; $-C(O)R^5$; $-C(O)Het^2$; Het^2 ; and C_{1-4} alkyl substituted with one or more substituents each independently selected from the group consisting of C_{3-7} cycloalkyl, Aryl, Het^1 and Het^2 ; wherein
- R^5 is selected from the group consisting of hydrogen, C_{1-4} alkyl and C_{3-7} cycloalkyl;
- Aryl is phenyl optionally substituted with one or more substituents each independently selected from the group consisting of halo, C_{1-4} alkyl, $-O-C_{1-4}$ alkyl, $-C_{1-4}$ alkyl-O- C_{1-4} alkyl and $-SO_2-C_{1-4}$ alkyl;
- 30 Het^1 is selected from the group consisting of oxetanyl, tetrahydrofuranyl and tetrahydropyranyl;
- Het^2 is (a) a 6-membered aromatic heterocyclyl substituent selected from the group consisting of pyridinyl, pyrimidinyl, pyrazinyl and pyridazinyl, each of which may be optionally substituted with one or more substituents each independently selected from

the group consisting of halo, C₁₋₄alkyl, -CN, -OH, -O-C₁₋₄alkyl, -C(O)NR'R'' and -NR'R''; or

- (b) a 5-membered aromatic heterocyclyl selected from the group consisting of thiazolyl, oxazolyl, *1H*-pyrazolyl and *1H*-imidazolyl, each of which may be optionally substituted with one or more substituents each independently selected from the group consisting of halo, C₁₋₄alkyl, -CN, -OH, -O-C₁₋₄alkyl, -C(O)NR'R'' and -NR'R'';

R' and R'' are each independently selected from hydrogen and C₁₋₄alkyl; and

R³ is selected from hydrogen and C₁₋₄alkyl;

- R⁴ is selected from the group consisting of hydrogen, C₁₋₄alkyl, monohalo-C₁₋₄alkyl, polyhalo-C₁₋₄alkyl, -C₁₋₄alkyl-O-C₁₋₄alkyl and -C₁₋₄alkyl-OH;

and the N-oxides and the pharmaceutically acceptable salts and the solvates thereof.

In an additional embodiment, the present invention relates to compounds of Formula (I) as defined hereinabove and stereoisomeric forms thereof, wherein

- R¹ is phenyl or 2-pyridinyl, each optionally substituted with one or two substituents each independently selected from the group consisting of halo, C₁₋₄alkyl, monohalo-C₁₋₄alkyl, polyhalo-C₁₋₄alkyl, -CN, -C₁₋₄alkyl-O-C₁₋₄alkyl, -O-C₁₋₄alkyl and monohalo-C₁₋₄alkyloxy and polyhalo-C₁₋₄alkyloxy;
- R² is selected from the group consisting of hydrogen; C₁₋₄alkyl; C₃₋₇cycloalkyl; Het¹; Aryl; -C(O)R⁵; -C(O)Het²; Het²; and C₁₋₄alkyl substituted with one or more substituents each independently selected from the group consisting of C₃₋₇cycloalkyl, Aryl, Het¹ and Het²; wherein

R⁵ is selected from the group consisting of hydrogen, C₁₋₄alkyl and C₃₋₇cycloalkyl;

- Aryl is phenyl optionally substituted with a substituent selected from the group consisting of halo, C₁₋₄alkyl, -O-C₁₋₄alkyl and -SO₂-C₁₋₄alkyl;

Het¹ is selected from the group consisting of oxetanyl, tetrahydrofuranyl and tetrahydropyranyl;

- Het² is (a) a 6-membered aromatic heterocyclyl substituent selected from the group consisting of pyridinyl, pyrimidinyl and pyrazinyl, each of which may be optionally substituted with one or two substituents each independently selected from the group consisting of halo, C₁₋₄alkyl, -O-C₁₋₄alkyl and -NR'R''; or

(b) a 5-membered aromatic heterocyclyl selected from the group consisting of thiazolyl, oxazolyl and *1H*-imidazolyl, each of which may be optionally substituted with a C₁₋₄alkyl substituent;

R' and R'' are each independently selected from hydrogen and C₁₋₄alkyl; and

5 R³ is hydrogen;

R⁴ is selected from the group consisting of hydrogen, C₁₋₄alkyl and -C₁₋₄alkyl-O-C₁₋₄alkyl;

and the N-oxides and the pharmaceutically acceptable salts and the solvates thereof.

10 In a further embodiment, the present invention relates to compounds of Formula (I) as defined hereinabove and stereoisomeric forms thereof, wherein

R¹ is phenyl or 2-pyridinyl, each optionally substituted with one or two substituents each independently selected from the group consisting of halo, C₁₋₄alkyl, polyhalo-

15 C₁₋₄alkyl, -C₁₋₄alkyl-O-C₁₋₄alkyl, -O-C₁₋₄alkyl and polyhalo-C₁₋₄alkyloxy;

R² is selected from the group consisting of Aryl; and Het²; wherein

Aryl is phenyl optionally substituted with a halo substituent;

Het¹ is selected from the group consisting of oxetanyl, tetrahydrofuranyl and tetrahydropyranyl;

20 Het² is (a) a 6-membered aromatic heterocyclyl substituent selected from the group consisting of pyridinyl, pyrimidinyl and pyrazinyl, each of which may be optionally substituted with one or two substituents each independently selected from the group consisting of halo, C₁₋₄alkyl, -O-C₁₋₄alkyl and NR'R''; or

(b) a 5-membered aromatic heterocyclyl selected from the group consisting of thiazolyl, 1,2-oxazolyl, 1,3-oxazolyl and *1H*-imidazolyl, each of which may be optionally substituted with a C₁₋₄alkyl substituent;

25 R' and R'' are each hydrogen; and

R³ is hydrogen;

R⁴ is selected from the group consisting of hydrogen, C₁₋₄alkyl and -C₁₋₄alkyl-O-C₁₋₄alkyl;

30 C₁₋₄alkyl;

and the N-oxides and the pharmaceutically acceptable salts and the solvates thereof.

In a further embodiment, the present invention relates to compounds of Formula (I) as defined hereinabove and stereoisomeric forms thereof, wherein

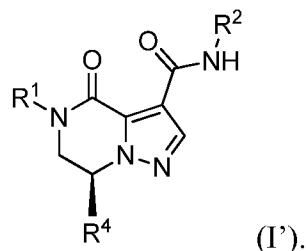
- 5 R^1 is phenyl or 2-pyridinyl, each optionally substituted with one or two substituents each independently selected from the group consisting of halo, C_{1-4} alkyl, polyhalo- C_{1-4} alkyl, $-C_{1-4}$ alkyl-O- C_{1-4} alkyl, -O- C_{1-4} alkyl and polyhalo- C_{1-4} alkyloxy;
 R^2 is selected from the group consisting of Aryl; and Het²; wherein
Aryl is phenyl optionally substituted with a halo substituent;
- 10 Het¹ is selected from the group consisting of oxetanyl, tetrahydrofuranyl and tetrahydropyranyl;
Het² is (a) pyridinyl or pyrazinyl, each of which may be optionally substituted with one or two substituents each independently selected from the group consisting of halo, C_{1-4} alkyl, -O- C_{1-4} alkyl and NR'R''; or (b) a thiazolyl;
- 15 R' and R'' are each hydrogen; and
 $>CR^3R^4$ is selected from $>CH(CH_3)$ and $>CH(CH_2OCH_3)$;
and the N-oxides and the pharmaceutically acceptable salts and the solvates thereof.

- 20 In a further embodiment, the present invention relates to compounds of Formula (I) as defined hereinabove and stereoisomeric forms thereof, wherein

- R^1 is phenyl substituted with one or two substituents each independently selected from the group consisting of halo, C_{1-4} alkyl, polyhalo- C_{1-4} alkyl and -O- C_{1-4} alkyl;
 R^2 is Het²; wherein
- 25 Het² is pyridinyl or pyrazinyl, each of which may be optionally substituted with one or two substituents each independently selected from the group consisting of halo, C_{1-4} alkyl, -O- C_{1-4} alkyl and NH_2 ;
 $>CR^3R^4$ is $>CH(CH_3)$;
and the N-oxides and the pharmaceutically acceptable salts and the solvates thereof.

- 30 In a further embodiment, the present invention relates to compounds of Formula (I) as defined herein wherein R^3 is hydrogen and R^4 is a substituent different from hydrogen having a configuration as depicted in the Formula (I') below, wherein the

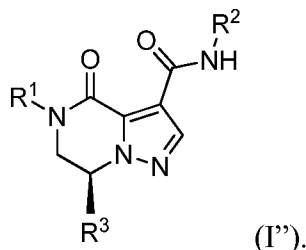
6,7-dihydropyrazolo[1,5-a]pyrazin-4(5*H*)-one core, R^1 and R^2 are in the plane of the drawing and R^4 is projected above the plane of the drawing (bond shown with a bold wedge) and the rest of variables are as defined in Formula (I) herein



5

In a yet further embodiment, the present invention relates to compounds of Formula (I) as defined herein wherein R^4 is hydrogen and R^3 is a substituent different from hydrogen, for example a C_{1-4} alkyl substituent having a configuration as depicted in the Formula (I'') below, wherein the 6,7-dihydropyrazolo[1,5-a]pyrazin-4(5*H*)-one core, R^1 and R^2 are in the plane of the drawing and R^3 is projected above the plane of the drawing (bond shown with a bold wedge), and the rest of variables are as defined in Formula (I) herein

10



15 Specific compounds according to the invention include:

- (7*S*)-7-methyl-4-oxo-5-[4-(trifluoromethyl)phenyl]-6,7-dihydropyrazolo[1,5-a]pyrazine-3-carboxamide;
- (7*S*)-N-(6-fluoro-3-pyridyl)-7-methyl-4-oxo-5-[4-(trifluoromethyl)phenyl]-6,7-dihydropyrazolo[1,5-a]pyrazine-3-carboxamide;
- (7*S*)-N-(6-amino-3-pyridyl)-7-methyl-4-oxo-5-[4-(trifluoromethyl)phenyl]-6,7-dihydropyrazolo[1,5-a]pyrazine-3-carboxamide;
- (7*S*)-N-formyl-7-methyl-4-oxo-5-[4-(trifluoromethyl)phenyl]-6,7-dihydropyrazolo[1,5-a]pyrazine-3-carboxamide;
- (7*S*)-7-methyl-N-(2-methyl-4-pyridyl)-4-oxo-5-[4-(trifluoromethyl)phenyl]-6,7-dihydropyrazolo[1,5-a]pyrazine-3-carboxamide;
- (7*S*)-7-methyl-N-(2-methylpyridine-4-carbonyl)-4-oxo-5-[4-(trifluoromethyl)phenyl]-6,7-dihydropyrazolo[1,5-a]pyrazine-3-carboxamide;
- (7*S*)-N,7-dimethyl-4-oxo-5-[4-(trifluoromethyl)phenyl]-6,7-dihydropyrazolo[1,5-

a]pyrazine-3-carboxamide;

(7S)-7-methyl-4-oxo-N-tetrahydropyran-4-yl-5-[4-(trifluoromethyl)phenyl]-6,7-dihydropyrazolo[1,5-a]pyrazine-3-carboxamide;

(7S)-7-methyl-4-oxo-N-phenyl-5-[4-(trifluoromethyl)phenyl]-6,7-dihydropyrazolo[1,5-a]pyrazine-3-carboxamide;

(7S)-N-tert-butyl-7-methyl-4-oxo-5-[4-(trifluoromethyl)phenyl]-6,7-dihydropyrazolo[1,5-a]pyrazine-3-carboxamide;

(7S)-N-cyclohexyl-7-methyl-4-oxo-5-[4-(trifluoromethyl)phenyl]-6,7-dihydropyrazolo[1,5-a]pyrazine-3-carboxamide;

(7S)-N-benzyl-7-methyl-4-oxo-5-[4-(trifluoromethyl)phenyl]-6,7-dihydropyrazolo[1,5-a]pyrazine-3-carboxamide;

(7S)-N-[(6-amino-3-pyridyl)methyl]-7-methyl-4-oxo-5-[4-(trifluoromethyl)phenyl]-6,7-dihydropyrazolo[1,5-a]pyrazine-3-carboxamide;

(7S)-N-(4-fluorophenyl)-7-methyl-4-oxo-5-[4-(trifluoromethyl)phenyl]-6,7-dihydropyrazolo[1,5-a]pyrazine-3-carboxamide;

(7S)-N-(cyclopentylmethyl)-7-methyl-4-oxo-5-[4-(trifluoromethyl)phenyl]-6,7-dihydropyrazolo[1,5-a]pyrazine-3-carboxamide;

(7S)-7-methyl-4-oxo-N-(2-pyridyl)-5-[4-(trifluoromethyl)phenyl]-6,7-dihydropyrazolo[1,5-a]pyrazine-3-carboxamide;

(7S)-7-methyl-N-(2-methylpyrimidin-5-yl)-4-oxo-5-[4-(trifluoromethyl)phenyl]-6,7-dihydropyrazolo[1,5-a]pyrazine-3-carboxamide;

(7S)-7-methyl-N-[(2-methyl-4-pyridyl)methyl]-4-oxo-5-[4-(trifluoromethyl)phenyl]-6,7-dihydropyrazolo[1,5-a]pyrazine-3-carboxamide;

(7S)-N-(cyclopropylmethyl)-7-methyl-4-oxo-5-[4-(trifluoromethyl)phenyl]-6,7-dihydropyrazolo[1,5-a]pyrazine-3-carboxamide;

(7S)-5-(3,4-dichlorophenyl)-N-(6-fluoro-3-pyridyl)-7-methyl-4-oxo-6,7-dihydropyrazolo[1,5-a]pyrazine-3-carboxamide;

(7S)-7-methyl-N-(3-methylsulfonylphenyl)-4-oxo-5-[4-(trifluoromethyl)phenyl]-6,7-dihydropyrazolo[1,5-a]pyrazine-3-carboxamide;

(7S)-7-methyl-N-(4-methylsulfonylphenyl)-4-oxo-5-[4-(trifluoromethyl)phenyl]-6,7-dihydropyrazolo[1,5-a]pyrazine-3-carboxamide;

(7*S)-N-(1-cyclopropylethyl)-7-methyl-4-oxo-5-[4-(trifluoromethyl)phenyl]-6,7-dihydropyrazolo[1,5-a]pyrazine-3-carboxamide;

(7S)-5-(3,4-dichlorophenyl)-7-methyl-N-(2-methyl-4-pyridyl)-4-oxo-6,7-dihydropyrazolo[1,5-a]pyrazine-3-carboxamide;

(7S)-5-(4-chlorophenyl)-7-methyl-N-(2-methyl-4-pyridyl)-4-oxo-6,7-dihydropyrazolo[1,5-a]pyrazine-3-carboxamide;

(7S)-7-methyl-N-(2-methyl-4-pyridyl)-5-[3-methyl-4-(trifluoromethyl)phenyl]-4-oxo-6,7-dihydropyrazolo[1,5-a]pyrazine-3-carboxamide;

(7S)-5-[3-cyano-4-(trifluoromethyl)phenyl]-7-methyl-N-(2-methyl-4-pyridyl)-4-oxo-6,7-dihydropyrazolo[1,5-a]pyrazine-3-carboxamide;

(7S)-5-[3-methoxy-4-(trifluoromethyl)phenyl]-7-methyl-N-(2-methyl-4-pyridyl)-4-oxo-6,7-dihydropyrazolo[1,5-a]pyrazine-3-carboxamide;

(7S)-7-methyl-N-(2-methyl-4-pyridyl)-4-oxo-5-[5-(trifluoromethyl)-2-pyridyl]-6,7-dihydropyrazolo[1,5-a]pyrazine-3-carboxamide;

(7S)-5-[3-fluoro-4-(trifluoromethyl)phenyl]-7-methyl-N-(2-methyl-4-pyridyl)-4-oxo-6,7-dihydropyrazolo[1,5-a]pyrazine-3-carboxamide;

(7S)-N-(cyclobutylmethyl)-7-methyl-4-oxo-5-[4-(trifluoromethyl)phenyl]-6,7-dihydropyrazolo[1,5-a]pyrazine-3-carboxamide;

(7S)-7-methyl-4-oxo-N-(tetrahydrofuran-2-ylmethyl)-5-[4-(trifluoromethyl)phenyl]-6,7-dihydropyrazolo[1,5-a]pyrazine-3-carboxamide;

(7S)-7-methyl-4-oxo-N-(tetrahydropyran-4-ylmethyl)-5-[4-(trifluoromethyl)phenyl]-6,7-dihydropyrazolo[1,5-a]pyrazine-3-carboxamide;

(7S)-N-(2-methoxyphenyl)-5-[6-methoxy-5-(trifluoromethyl)-2-pyridyl]-7-methyl-4-oxo-6,7-dihydropyrazolo[1,5-a]pyrazine-3-carboxamide;

(7S)-5-(5-chloro-6-methoxy-2-pyridyl)-7-methyl-4-oxo-N-phenyl-6,7-dihydropyrazolo[1,5-a]pyrazine-3-carboxamide;

(7S)-N-(3-methoxyphenyl)-5-[6-methoxy-5-(trifluoromethyl)-2-pyridyl]-7-methyl-4-oxo-6,7-dihydropyrazolo[1,5-a]pyrazine-3-carboxamide;

(7S)-5-[6-methoxy-5-(trifluoromethyl)-2-pyridyl]-7-methyl-4-oxo-N-phenyl-6,7-dihydropyrazolo[1,5-a]pyrazine-3-carboxamide;

(7S)-N-(4-methoxyphenyl)-5-[6-methoxy-5-(trifluoromethyl)-2-pyridyl]-7-methyl-4-oxo-6,7-dihydropyrazolo[1,5-a]pyrazine-3-carboxamide;

(7S)-7-methyl-4-oxo-N-(tetrahydrofuran-3-ylmethyl)-5-[4-(trifluoromethyl)phenyl]-6,7-dihydropyrazolo[1,5-a]pyrazine-3-carboxamide;

(7S)-7-methyl-4-oxo-N-(4-pyridyl)-5-[4-(trifluoromethyl)phenyl]-6,7-dihydropyrazolo[1,5-a]pyrazine-3-carboxamide;

(7S)-N-(5-methoxy-3-pyridyl)-7-methyl-4-oxo-5-[4-(trifluoromethyl)phenyl]-6,7-dihydropyrazolo[1,5-a]pyrazine-3-carboxamide;

(7S)-7-methyl-4-oxo-N-(3-pyridyl)-5-[4-(trifluoromethyl)phenyl]-6,7-dihydropyrazolo[1,5-a]pyrazine-3-carboxamide;

(7S)-7-methyl-N-(2-methyl-3-pyridyl)-4-oxo-5-[4-(trifluoromethyl)phenyl]-6,7-dihydropyrazolo[1,5-a]pyrazine-3-carboxamide;

(7S)-N-(3-fluoro-4-pyridyl)-7-methyl-4-oxo-5-[4-(trifluoromethyl)phenyl]-6,7-

dihydropyrazolo[1,5-a]pyrazine-3-carboxamide;
(7S)-7-methyl-N-(5-methyl-3-pyridyl)-4-oxo-5-[4-(trifluoromethyl)phenyl]-6,7-dihydropyrazolo[1,5-a]pyrazine-3-carboxamide;
(7S)-7-methyl-N-(4-methyl-3-pyridyl)-4-oxo-5-[4-(trifluoromethyl)phenyl]-6,7-dihydropyrazolo[1,5-a]pyrazine-3-carboxamide;
(7S)-5-[3-(methoxymethyl)-4-(trifluoromethyl)phenyl]-7-methyl-N-(2-methyl-4-pyridyl)-4-oxo-6,7-dihydropyrazolo[1,5-a]pyrazine-3-carboxamide;
(7S)-N-(5-fluoro-3-pyridyl)-7-methyl-4-oxo-5-[4-(trifluoromethyl)phenyl]-6,7-dihydropyrazolo[1,5-a]pyrazine-3-carboxamide;
(7S)-5-[3-chloro-4-(difluoromethyl)phenyl]-7-methyl-N-(2-methyl-4-pyridyl)-4-oxo-6,7-dihydropyrazolo[1,5-a]pyrazine-3-carboxamide;
(7S)-N-(6-methoxy-2-pyridyl)-7-methyl-4-oxo-5-[4-(trifluoromethyl)phenyl]-6,7-dihydropyrazolo[1,5-a]pyrazine-3-carboxamide;
(7S)-N-(cyclobutanecarbonyl)-7-methyl-4-oxo-5-[4-(trifluoromethyl)phenyl]-6,7-dihydropyrazolo[1,5-a]pyrazine-3-carboxamide;
(7S)-N-(5-fluoro-2-pyridyl)-7-methyl-4-oxo-5-[4-(trifluoromethyl)phenyl]-6,7-dihydropyrazolo[1,5-a]pyrazine-3-carboxamide;
(7S)-7-methyl-4-oxo-N-pyrimidin-2-yl-5-[4-(trifluoromethyl)phenyl]-6,7-dihydropyrazolo[1,5-a]pyrazine-3-carboxamide;
(7S)-N-(5-methoxy-2-pyridyl)-7-methyl-4-oxo-5-[4-(trifluoromethyl)phenyl]-6,7-dihydropyrazolo[1,5-a]pyrazine-3-carboxamide;
(7S)-5-[3-(methoxymethyl)-4-(trifluoromethyl)phenyl]-7-methyl-4-oxo-N-(2-pyridyl)-6,7-dihydropyrazolo[1,5-a]pyrazine-3-carboxamide;
7-(methoxymethyl)-N-(2-methyl-4-pyridyl)-4-oxo-5-[4-(trifluoromethyl)phenyl]-6,7-dihydropyrazolo[1,5-a]pyrazine-3-carboxamide;
(7S)-N-(3-fluoro-2-pyridyl)-7-methyl-4-oxo-5-[4-(trifluoromethyl)phenyl]-6,7-dihydropyrazolo[1,5-a]pyrazine-3-carboxamide;
(7S)-N-(3-methoxy-2-pyridyl)-7-methyl-4-oxo-5-[4-(trifluoromethyl)phenyl]-6,7-dihydropyrazolo[1,5-a]pyrazine-3-carboxamide;
(7S)-5-(3,4-dichlorophenyl)-7-methyl-4-oxo-N-(2-pyridyl)-6,7-dihydropyrazolo[1,5-a]pyrazine-3-carboxamide;
(7S)-7-methyl-5-[3-methyl-4-(trifluoromethyl)phenyl]-4-oxo-N-(2-pyridyl)-6,7-dihydropyrazolo[1,5-a]pyrazine-3-carboxamide;
(7S)-7-methyl-N-(oxetan-3-yl)-4-oxo-5-[4-(trifluoromethyl)phenyl]-6,7-dihydropyrazolo[1,5-a]pyrazine-3-carboxamide;
(7S)-N-cyclobutyl-7-methyl-4-oxo-5-[4-(trifluoromethyl)phenyl]-6,7-dihydropyrazolo[1,5-a]pyrazine-3-carboxamide;

(7*R)-7-(methoxymethyl)-N-(2-methyl-4-pyridyl)-4-oxo-5-[4-(trifluoromethyl)phenyl]-6,7-dihydropyrazolo[1,5-a]pyrazine-3-carboxamide;
(7*S)-7-(methoxymethyl)-N-(2-methyl-4-pyridyl)-4-oxo-5-[4-(trifluoromethyl)phenyl]-6,7-dihydropyrazolo[1,5-a]pyrazine-3-carboxamide;
(7S)-5-[3-chloro-4-(trifluoromethyl)phenyl]-7-methyl-4-oxo-N-(2-pyridyl)-6,7-dihydropyrazolo[1,5-a]pyrazine-3-carboxamide;
(7S)-N-(2,6-dimethyl-4-pyridyl)-7-methyl-4-oxo-5-[4-(trifluoromethyl)phenyl]-6,7-dihydropyrazolo[1,5-a]pyrazine-3-carboxamide;
(7S)-7-methyl-4-oxo-N-pyrazin-2-yl-5-[4-(trifluoromethyl)phenyl]-6,7-dihydropyrazolo[1,5-a]pyrazine-3-carboxamide;
(7S)-5-[3-fluoro-4-(trifluoromethyl)phenyl]-7-methyl-4-oxo-N-(2-pyridyl)-6,7-dihydropyrazolo[1,5-a]pyrazine-3-carboxamide;
(7S)-N-acetyl-7-methyl-4-oxo-5-[4-(trifluoromethyl)phenyl]-6,7-dihydropyrazolo[1,5-a]pyrazine-3-carboxamide;
(7S)-5-[4-chloro-3-(difluoromethoxy)phenyl]-7-methyl-N-(2-methyl-4-pyridyl)-4-oxo-6,7-dihydropyrazolo[1,5-a]pyrazine-3-carboxamide;
(7S)-7-methyl-N-(2-methyl-4-pyridyl)-4-oxo-5-phenyl-6,7-dihydropyrazolo[1,5-a]pyrazine-3-carboxamide;
(7S)-7-methyl-N-oxazol-2-yl-4-oxo-5-[4-(trifluoromethyl)phenyl]-6,7-dihydropyrazolo[1,5-a]pyrazine-3-carboxamide;
(7S)-5-[3-(fluoromethyl)-4-(trifluoromethyl)phenyl]-7-methyl-4-oxo-N-(3-pyridyl)-6,7-dihydropyrazolo[1,5-a]pyrazine-3-carboxamide;
(7S)-5-[3-(fluoromethyl)-4-(trifluoromethyl)phenyl]-7-methyl-N-(2-methyl-4-pyridyl)-4-oxo-6,7-dihydropyrazolo[1,5-a]pyrazine-3-carboxamide;
(7S)-7-methyl-4-oxo-N-thiazol-2-yl-5-[4-(trifluoromethyl)phenyl]-6,7-dihydropyrazolo[1,5-a]pyrazine-3-carboxamide;
(7S)-7-methyl-4-oxo-N-pyrimidin-4-yl-5-[4-(trifluoromethyl)phenyl]-6,7-dihydropyrazolo[1,5-a]pyrazine-3-carboxamide;
(7S)-7-methyl-N-(6-methyl-2-pyridyl)-4-oxo-5-[4-(trifluoromethyl)phenyl]-6,7-dihydropyrazolo[1,5-a]pyrazine-3-carboxamide;
(7S)-N-(1H-imidazol-2-yl)-7-methyl-4-oxo-5-[4-(trifluoromethyl)phenyl]-6,7-dihydropyrazolo[1,5-a]pyrazine-3-carboxamide;
(7S)-N-(3-methoxy-4-pyridyl)-7-methyl-4-oxo-5-[4-(trifluoromethyl)phenyl]-6,7-dihydropyrazolo[1,5-a]pyrazine-3-carboxamide;
(7S)-5-[3-(fluoromethyl)-4-(trifluoromethyl)phenyl]-7-methyl-4-oxo-N-(4-pyridyl)-6,7-dihydropyrazolo[1,5-a]pyrazine-3-carboxamide;
(7S)-5-[3-chloro-4-(trifluoromethyl)phenyl]-7-methyl-4-oxo-N-(3-pyridyl)-6,7-

dihydropyrazolo[1,5-a]pyrazine-3-carboxamide;
(7S)-7-methyl-N-(3-methyl-2-pyridyl)-4-oxo-5-[4-(trifluoromethyl)phenyl]-6,7-dihydropyrazolo[1,5-a]pyrazine-3-carboxamide;
(7S)-5-[3-chloro-4-(trifluoromethyl)phenyl]-7-methyl-4-oxo-6,7-dihydropyrazolo[1,5-a]pyrazine-3-carboxamide;
(7S)-5-(3,4-dichlorophenyl)-N-(5-fluoro-2-pyridyl)-7-methyl-4-oxo-6,7-dihydropyrazolo[1,5-a]pyrazine-3-carboxamide;
(7S)-5-(3,4-dichlorophenyl)-7-methyl-4-oxo-N-(3-pyridyl)-6,7-dihydropyrazolo[1,5-a]pyrazine-3-carboxamide;
(7S)-7-methyl-N-(4-methyl-2-pyridyl)-4-oxo-5-[4-(trifluoromethyl)phenyl]-6,7-dihydropyrazolo[1,5-a]pyrazine-3-carboxamide;
(7S)-7-methyl-N-(5-methyl-3-pyridyl)-5-[3-methyl-4-(trifluoromethyl)phenyl]-4-oxo-6,7-dihydropyrazolo[1,5-a]pyrazine-3-carboxamide;
(7S)-7-methyl-5-[3-methyl-4-(trifluoromethyl)phenyl]-4-oxo-N-(3-pyridyl)-6,7-dihydropyrazolo[1,5-a]pyrazine-3-carboxamide;
(7S)-5-[3-chloro-4-(trifluoromethyl)phenyl]-7-methyl-4-oxo-N-pyrazin-2-yl-6,7-dihydropyrazolo[1,5-a]pyrazine-3-carboxamide;
(7S)-7-methyl-5-[3-methyl-4-(trifluoromethyl)phenyl]-4-oxo-N-pyrazin-2-yl-6,7-dihydropyrazolo[1,5-a]pyrazine-3-carboxamide;
(7S)-5-[3-chloro-4-(trifluoromethyl)phenyl]-7-methyl-N-(2-methyl-4-pyridyl)-4-oxo-6,7-dihydropyrazolo[1,5-a]pyrazine-3-carboxamide;
(7S)-7-methyl-5-[3-methyl-4-(trifluoromethyl)phenyl]-4-oxo-6,7-dihydropyrazolo[1,5-a]pyrazine-3-carboxamide;
(7S)-N-(5-fluoro-4-methyl-3-pyridyl)-7-methyl-4-oxo-5-[4-(trifluoromethyl)phenyl]-6,7-dihydropyrazolo[1,5-a]pyrazine-3-carboxamide;
(7S)-5-[3-chloro-4-(trifluoromethyl)phenyl]-N-(5-fluoro-4-methyl-3-pyridyl)-7-methyl-4-oxo-6,7-dihydropyrazolo[1,5-a]pyrazine-3-carboxamide;
(7S)-5-(3,4-dichlorophenyl)-7-methyl-4-oxo-N-pyrazin-2-yl-6,7-dihydropyrazolo[1,5-a]pyrazine-3-carboxamide;
(7S)-5-(3,4-dichlorophenyl)-N-(2,6-dimethyl-4-pyridyl)-7-methyl-4-oxo-6,7-dihydropyrazolo[1,5-a]pyrazine-3-carboxamide;
(7S)-5-[3-chloro-4-(trifluoromethyl)phenyl]-N-(2,6-dimethyl-4-pyridyl)-7-methyl-4-oxo-6,7-dihydropyrazolo[1,5-a]pyrazine-3-carboxamide;
(7S)-5-[3-chloro-4-(trifluoromethyl)phenyl]-N-(5-fluoro-2-pyridyl)-7-methyl-4-oxo-6,7-dihydropyrazolo[1,5-a]pyrazine-3-carboxamide;
(7S)-5-[3-chloro-4-(trifluoromethyl)phenyl]-N-(4,5-dimethyl-3-pyridyl)-7-methyl-4-oxo-6,7-dihydropyrazolo[1,5-a]pyrazine-3-carboxamide;

(7S)-N-(5-methoxy-4-methyl-3-pyridyl)-7-methyl-4-oxo-5-[4-(trifluoromethyl)phenyl]-6,7-dihydropyrazolo[1,5-a]pyrazine-3-carboxamide;
(7S)-5-[3-chloro-4-(trifluoromethyl)phenyl]-N-(5-methoxy-4-methyl-3-pyridyl)-7-methyl-4-oxo-6,7-dihydropyrazolo[1,5-a]pyrazine-3-carboxamide;
(7S)-N-(2,6-dimethyl-4-pyridyl)-7-methyl-5-[3-methyl-4-(trifluoromethyl)phenyl]-4-oxo-6,7-dihydropyrazolo[1,5-a]pyrazine-3-carboxamide;
(7S)-N-(5-fluoro-2-pyridyl)-7-methyl-5-[3-methyl-4-(trifluoromethyl)phenyl]-4-oxo-6,7-dihydropyrazolo[1,5-a]pyrazine-3-carboxamide;
(7S)-5-(3,4-dichlorophenyl)-7-methyl-4-oxo-6,7-dihydropyrazolo[1,5-a]pyrazine-3-carboxamide;
(7S)-5-(3,4-dichlorophenyl)-7-methyl-N-(5-methyl-3-pyridyl)-4-oxo-6,7-dihydropyrazolo[1,5-a]pyrazine-3-carboxamide;
(7S)-N-(5-fluoro-3-pyridyl)-7-methyl-5-[3-methyl-4-(trifluoromethyl)phenyl]-4-oxo-6,7-dihydropyrazolo[1,5-a]pyrazine-3-carboxamide;
(7S)-N-(5-methoxy-3-pyridyl)-7-methyl-5-[3-methyl-4-(trifluoromethyl)phenyl]-4-oxo-6,7-dihydropyrazolo[1,5-a]pyrazine-3-carboxamide;
(7S)-5-(4-chlorophenyl)-7-methyl-4-oxo-N-(3-pyridyl)-6,7-dihydropyrazolo[1,5-a]pyrazine-3-carboxamide;
(7S)-5-[3-fluoro-4-(trifluoromethyl)phenyl]-7-methyl-4-oxo-N-(3-pyridyl)-6,7-dihydropyrazolo[1,5-a]pyrazine-3-carboxamide;
(7S)-N-(5-fluoro-2-pyridyl)-5-[3-methoxy-4-(trifluoromethyl)phenyl]-7-methyl-4-oxo-6,7-dihydropyrazolo[1,5-a]pyrazine-3-carboxamide;
(7S)-5-(3,4-dichlorophenyl)-N-(5-methoxy-3-pyridyl)-7-methyl-4-oxo-6,7-dihydropyrazolo[1,5-a]pyrazine-3-carboxamide;
(7S)-7-methyl-N-(4-methyl-3-pyridyl)-5-[3-methyl-4-(trifluoromethyl)phenyl]-4-oxo-6,7-dihydropyrazolo[1,5-a]pyrazine-3-carboxamide;
(7S)-5-[3-methoxy-4-(trifluoromethyl)phenyl]-7-methyl-N-(4-methyl-3-pyridyl)-4-oxo-6,7-dihydropyrazolo[1,5-a]pyrazine-3-carboxamide;
(7S)-N-(5-fluoro-3-pyridyl)-5-[3-methoxy-4-(trifluoromethyl)phenyl]-7-methyl-4-oxo-6,7-dihydropyrazolo[1,5-a]pyrazine-3-carboxamide;
(7S)-5-(3,4-dichlorophenyl)-N-(5-fluoro-3-pyridyl)-7-methyl-4-oxo-6,7-dihydropyrazolo[1,5-a]pyrazine-3-carboxamide;
(7S)-N-(5-fluoro-2-pyridyl)-5-[3-fluoro-4-(trifluoromethyl)phenyl]-7-methyl-4-oxo-6,7-dihydropyrazolo[1,5-a]pyrazine-3-carboxamide;
(7S)-5-(3,4-dichlorophenyl)-7-methyl-N-(4-methyl-3-pyridyl)-4-oxo-6,7-dihydropyrazolo[1,5-a]pyrazine-3-carboxamide;
(7S)-5-[3-methoxy-4-(trifluoromethyl)phenyl]-7-methyl-N-(5-methyl-3-pyridyl)-4-

oxo-6,7-dihydropyrazolo[1,5-a]pyrazine-3-carboxamide;
(7S)-5-[3-chloro-4-(trifluoromethyl)phenyl]-7-methyl-N-(3-methylisoxazol-5-yl)-4-oxo-6,7-dihydropyrazolo[1,5-a]pyrazine-3-carboxamide;
(7S)-N-(5-methoxy-3-pyridyl)-5-[3-methoxy-4-(trifluoromethyl)phenyl]-7-methyl-4-oxo-6,7-dihydropyrazolo[1,5-a]pyrazine-3-carboxamide;
(7S)-5-[3-fluoro-4-(trifluoromethyl)phenyl]-7-methyl-4-oxo-N-pyrazin-2-yl-6,7-dihydropyrazolo[1,5-a]pyrazine-3-carboxamide;
(7S)-5-[3-chloro-4-(trifluoromethyl)phenyl]-N-(5-fluoro-3-pyridyl)-7-methyl-4-oxo-6,7-dihydropyrazolo[1,5-a]pyrazine-3-carboxamide;
(7S)-5-[3-methoxy-4-(trifluoromethyl)phenyl]-7-methyl-4-oxo-N-pyrazin-2-yl-6,7-dihydropyrazolo[1,5-a]pyrazine-3-carboxamide;
(7S)-N-(5-fluoro-3-pyridyl)-5-[3-fluoro-4-(trifluoromethyl)phenyl]-7-methyl-4-oxo-6,7-dihydropyrazolo[1,5-a]pyrazine-3-carboxamide;
(7S)-5-[3-methoxy-4-(trifluoromethyl)phenyl]-7-methyl-4-oxo-6,7-dihydropyrazolo[1,5-a]pyrazine-3-carboxamide;
(7S)-N-(5-fluoro-4-methyl-3-pyridyl)-5-[3-fluoro-4-(trifluoromethyl)phenyl]-7-methyl-4-oxo-6,7-dihydropyrazolo[1,5-a]pyrazine-3-carboxamide;
(7S)-N-(5-fluoro-4-methyl-3-pyridyl)-7-methyl-5-[3-methyl-4-(trifluoromethyl)phenyl]-4-oxo-6,7-dihydropyrazolo[1,5-a]pyrazine-3-carboxamide;
(7S)-5-(3,4-dichlorophenyl)-N-(5-fluoro-4-methyl-3-pyridyl)-7-methyl-4-oxo-6,7-dihydropyrazolo[1,5-a]pyrazine-3-carboxamide;
(7S)-5-(4-chlorophenyl)-N-(5-fluoro-4-methyl-3-pyridyl)-7-methyl-4-oxo-6,7-dihydropyrazolo[1,5-a]pyrazine-3-carboxamide;
(7S)-5-(4-chloro-3-methyl-phenyl)-N-(5-fluoro-4-methyl-3-pyridyl)-7-methyl-4-oxo-6,7-dihydropyrazolo[1,5-a]pyrazine-3-carboxamide;
(7S)-N-(2,6-dimethyl-4-pyridyl)-5-[3-methoxy-4-(trifluoromethyl)phenyl]-7-methyl-4-oxo-6,7-dihydropyrazolo[1,5-a]pyrazine-3-carboxamide;
(7S)-5-[3-fluoro-4-(trifluoromethyl)phenyl]-7-methyl-N-(5-methyl-3-pyridyl)-4-oxo-6,7-dihydropyrazolo[1,5-a]pyrazine-3-carboxamide;
(7S)-5-[3-chloro-4-(trifluoromethyl)phenyl]-N-(5-methoxy-3-pyridyl)-7-methyl-4-oxo-6,7-dihydropyrazolo[1,5-a]pyrazine-3-carboxamide;
(7S)-7-methyl-N-(6-methylpyrazin-2-yl)-4-oxo-5-[4-(trifluoromethyl)phenyl]-6,7-dihydropyrazolo[1,5-a]pyrazine-3-carboxamide;
(7S)-5-(4-chlorophenyl)-7-methyl-N-(4-methyl-3-pyridyl)-4-oxo-6,7-dihydropyrazolo[1,5-a]pyrazine-3-carboxamide;
(7S)-N-(2,6-dimethyl-4-pyridyl)-5-[3-fluoro-4-(trifluoromethyl)phenyl]-7-methyl-4-oxo-6,7-dihydropyrazolo[1,5-a]pyrazine-3-carboxamide;

(7S)-5-[3-chloro-4-(trifluoromethyl)phenyl]-7-methyl-N-(4-methyl-3-pyridyl)-4-oxo-6,7-dihydropyrazolo[1,5-a]pyrazine-3-carboxamide;

(7S)-5-(4-chloro-3-methyl-phenyl)-7-methyl-N-(4-methyl-3-pyridyl)-4-oxo-6,7-dihydropyrazolo[1,5-a]pyrazine-3-carboxamide;

(7S)-5-(4-chloro-3-methyl-phenyl)-N-(5-fluoro-3-pyridyl)-7-methyl-4-oxo-6,7-dihydropyrazolo[1,5-a]pyrazine-3-carboxamide;

(7S)-5-[3-chloro-4-(trifluoromethyl)phenyl]-7-methyl-N-(5-methyl-3-pyridyl)-4-oxo-6,7-dihydropyrazolo[1,5-a]pyrazine-3-carboxamide;

(7S)-5-(4-chlorophenyl)-N-(5-fluoro-3-pyridyl)-7-methyl-4-oxo-6,7-dihydropyrazolo[1,5-a]pyrazine-3-carboxamide;

(7S)-5-[3-fluoro-4-(trifluoromethyl)phenyl]-7-methyl-4-oxo-6,7-dihydropyrazolo[1,5-a]pyrazine-3-carboxamide;

(7S)-5-[3-fluoro-4-(trifluoromethyl)phenyl]-7-methyl-N-(4-methyl-3-pyridyl)-4-oxo-6,7-dihydropyrazolo[1,5-a]pyrazine-3-carboxamide;

(7S)-5-(4-chlorophenyl)-7-methyl-4-oxo-6,7-dihydropyrazolo[1,5-a]pyrazine-3-carboxamide;

7-(methoxymethyl)-4-oxo-N-pyrazin-2-yl-5-[4-(trifluoromethyl)phenyl]-6,7-dihydropyrazolo[1,5-a]pyrazine-3-carboxamide;

(7S)-5-(4-chlorophenyl)-7-methyl-4-oxo-N-pyrazin-2-yl-6,7-dihydropyrazolo[1,5-a]pyrazine-3-carboxamide;

(7S)-5-(4-chloro-3-methyl-phenyl)-7-methyl-4-oxo-N-pyrazin-2-yl-6,7-dihydropyrazolo[1,5-a]pyrazine-3-carboxamide;

(7S)-5-(4-chloro-3-methyl-phenyl)-N-(2,6-dimethyl-4-pyridyl)-7-methyl-4-oxo-6,7-dihydropyrazolo[1,5-a]pyrazine-3-carboxamide;

(7R*)-7-(methoxymethyl)-4-oxo-N-(3-pyridyl)-5-[4-(trifluoromethyl)phenyl]-6,7-dihydropyrazolo[1,5-a]pyrazine-3-carboxamide;

(7S*)-7-(methoxymethyl)-4-oxo-N-(3-pyridyl)-5-[4-(trifluoromethyl)phenyl]-6,7-dihydropyrazolo[1,5-a]pyrazine-3-carboxamide;

(7R*)-5-[3-chloro-4-(trifluoromethyl)phenyl]-7-(methoxymethyl)-4-oxo-N-(3-pyridyl)-6,7-dihydropyrazolo[1,5-a]pyrazine-3-carboxamide;

(7S*)-5-[3-chloro-4-(trifluoromethyl)phenyl]-7-(methoxymethyl)-4-oxo-N-(3-pyridyl)-6,7-dihydropyrazolo[1,5-a]pyrazine-3-carboxamide;

(7R*)-7-(methoxymethyl)-4-oxo-N-pyrazin-2-yl-5-[4-(trifluoromethyl)phenyl]-6,7-dihydropyrazolo[1,5-a]pyrazine-3-carboxamide;

(7S*)-7-(methoxymethyl)-4-oxo-N-pyrazin-2-yl-5-[4-(trifluoromethyl)phenyl]-6,7-dihydropyrazolo[1,5-a]pyrazine-3-carboxamide;

4-oxo-N-(3-pyridyl)-5-[4-(trifluoromethyl)phenyl]-6,7-dihydropyrazolo[1,5-

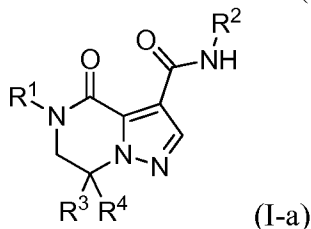
a]pyrazine-3-carboxamide;
 (7S)-5-[3-chloro-4-(trifluoromethoxy)phenyl]-7-methyl-4-oxo-N-(3-pyridyl)-6,7-dihydropyrazolo[1,5-a]pyrazine-3-carboxamide;
 (7S)-N-[2-(fluoromethyl)-4-pyridyl]-7-methyl-4-oxo-5-[4-(trifluoromethyl)phenyl]-6,7-dihydropyrazolo[1,5-a]pyrazine-3-carboxamide;
 (7S)-N-[2-(hydroxymethyl)-4-pyridyl]-7-methyl-4-oxo-5-[4-(trifluoromethyl)phenyl]-6,7-dihydropyrazolo[1,5-a]pyrazine-3-carboxamide;
 (7S)-N-[2-(methoxymethyl)-4-pyridyl]-7-methyl-4-oxo-5-[4-(trifluoromethyl)phenyl]-6,7-dihydropyrazolo[1,5-a]pyrazine-3-carboxamide;
 (7S)-N-[5-(hydroxymethyl)-3-pyridyl]-7-methyl-4-oxo-5-[4-(trifluoromethyl)phenyl]-6,7-dihydropyrazolo[1,5-a]pyrazine-3-carboxamide;
 (7S)-N-[4-(hydroxymethyl)-3-pyridyl]-7-methyl-4-oxo-5-[4-(trifluoromethyl)phenyl]-6,7-dihydropyrazolo[1,5-a]pyrazine-3-carboxamide;
 (7S)-5-(3,4-dichlorophenyl)-N-(6-fluoropyrazin-2-yl)-7-methyl-4-oxo-6,7-dihydropyrazolo[1,5-a]pyrazine-3-carboxamide;
 (7S)-N-(6-fluoropyrazin-2-yl)-7-methyl-4-oxo-5-[4-(trifluoromethyl)phenyl]-6,7-dihydropyrazolo[1,5-a]pyrazine-3-carboxamide;
 5-[3-chloro-4-(trifluoromethyl)phenyl]-7-(methoxymethyl)-4-oxo-N-(3-pyridyl)-6,7-dihydropyrazolo[1,5-a]pyrazine-3-carboxamide;
 7-(methoxymethyl)-4-oxo-N-(3-pyridyl)-5-[4-(trifluoromethyl)phenyl]-6,7-dihydropyrazolo[1,5-a]pyrazine-3-carboxamide;
 (7S)-5-(4-chloro-3-methyl-phenyl)-7-methyl-4-oxo-6,7-dihydropyrazolo[1,5-a]pyrazine-3-carboxamide;
 4-[[7S)-7-methyl-4-oxo-5-[4-(trifluoromethyl)phenyl]-6,7-dihydropyrazolo[1,5-a]pyrazine-3-carboxamido]benzenesulfonyl fluoride;
 and the pharmaceutically acceptable salts and solvates of such compounds.

Particular compounds according to the invention include:

(7S)-N-(5-fluoro-3-pyridyl)-7-methyl-4-oxo-5-[4-(trifluoromethyl)phenyl]-6,7-dihydropyrazolo[1,5-a]pyrazine-3-carboxamide hydrochloride salt;
 (7S)-N-(3-fluoro-2-pyridyl)-7-methyl-4-oxo-5-[4-(trifluoromethyl)phenyl]-6,7-dihydropyrazolo[1,5-a]pyrazine-3-carboxamide hydrochloride salt;
 (7S)-5-[3-chloro-4-(trifluoromethyl)phenyl]-7-methyl-N-(4-methyl-3-pyridyl)-4-oxo-6,7-dihydropyrazolo[1,5-a]pyrazine-3-carboxamide hydrochloride salt.

- 5 The present invention further relates to derivatives designed to bind irreversibly to the mGluR2 receptor, in particular to the allosteric pocket thereof.

In an embodiment, these compounds have the formula (I-a)



and stereoisomeric forms thereof, wherein

- R^1 is phenyl or 2-pyridinyl, each optionally substituted with one or more substituents each independently selected from the group consisting of halo, C_{1-4} alkyl, monohalo- C_{1-4} alkyl, polyhalo- C_{1-4} alkyl, $-C_{1-4}$ alkyl-OH, -CN, $-C_{1-4}$ alkyl-O- C_{1-4} alkyl, C_{3-7} cycloalkyl, -O- C_{1-4} alkyl, monohalo- C_{1-4} alkyloxy, polyhalo- C_{1-4} alkyloxy, SF_5 , C_{1-4} alkylthio, monohalo- C_{1-4} alkylthio and polyhalo- C_{1-4} alkylthio;

R^2 is phenyl substituted with $-S(O)_2F$;

- R^3 is selected from hydrogen and C_{1-4} alkyl;

R^4 is selected from the group consisting of hydrogen, C_{1-4} alkyl, monohalo- C_{1-4} alkyl, polyhalo- C_{1-4} alkyl, $-C_{1-4}$ alkyl-O- C_{1-4} alkyl and $-C_{1-4}$ alkyl-OH;

and the N-oxides and the pharmaceutically acceptable salts and the solvates thereof.

- The names of the compounds of the present invention were generated according to the nomenclature rules agreed upon by the International Union of Pure and Applied Chemistry (IUPAC) generated by Accelrys Direct, Revision 8.0 SP1 (Microsoft Windows 64-bit Oracle11) (8.0.100.4), OpenEye:1.2.0. In case of tautomeric forms, the name of the depicted tautomeric form of the structure was generated. However it should be clear that the other non-depicted tautomeric form is also included within the scope of the present invention.

Definitions

- The notation " C_{1-4} alkyl" as used herein alone or as part of another group, defines a saturated, straight or branched, hydrocarbon radical having, unless otherwise stated, from 1 to 4 carbon atoms, such as methyl, ethyl, 1-propyl, 1-methylethyl, butyl, 1-methyl-propyl, 2-methyl-1-propyl, 1,1-dimethylethyl and the like. The notation " $-C_{1-4}$ alkyl-OH" as used herein alone or as part of another group, refers to C_{1-4} alkyl as defined before, substituted with one OH group at any available carbon atom.

- The notation "halogen" or "halo" as used herein alone or as part of another group, refers to fluoro, chloro, bromo or iodo, with fluoro or chloro being preferred.

The notation "monohalo- C_{1-4} alkyl, polyhalo- C_{1-4} alkyl" as used herein alone or

as part of another group, refers to C₁₋₄alkyl as defined before, substituted with 1, 2, 3 or where possible with more halo atoms as defined before.

The notation "C₃₋₇cycloalkyl" as used herein refers to a saturated, cyclic hydrocarbon radical having from 3 to 7 carbon atoms, such as cyclopropyl, cyclobutyl, cyclopentyl, cyclohexyl and cycloheptyl. A particular C₃₋₇cycloalkyl group is cyclopropyl.

The N-oxide forms of the compounds according to Formula (I) are meant to comprise those compounds of Formula (I) wherein one or several nitrogen atoms are oxidized to the so called N-oxide, particularly those N-oxides wherein a nitrogen atom in a pyridinyl radical is oxidized. N-oxides can be formed following procedures known to the skilled person. The N-oxidation reaction may generally be carried out by reacting the starting material of Formula (I) with an appropriate organic or inorganic peroxide. Appropriate inorganic peroxides comprise, for example, hydrogen peroxide, alkali metal or alkaline metal peroxides, e.g. sodium peroxide, potassium peroxide/ appropriate organic peroxides may comprise peroxy acids such as, for example, benzenecarboperoxoic acid or halo substituted benzenecarboperoxoic acid, e.g. 3-chloroperoxybenzoic acid (or 3-chloroperbenzoic acid), peroalkanoic acids, e.g. peroacetic acid, alkylhydroperoxides, e.g. tert-butyl hydroperoxide. Suitable solvents, are for example, water, lower alkanols, e.g. ethanol and the like, hydrocarbons, e.g. toluene, ketones, e.g. 2-butanone, halogenated hydrocarbons, e.g. dichloromethane, and mixtures of such solvents.

Whenever the term "substituted" is used in the present invention, it is meant, unless otherwise is indicated or is clear from the context, to indicate that one or more hydrogens, preferably from 1 to 3 hydrogens, more preferably from 1 to 2 hydrogens, more preferably 1 hydrogen, on the atom or radical indicated in the expression using "substituted" are replaced with a selection from the indicated group, provided that the normal valency is not exceeded, and that the substitution results in a chemically stable compound, i.e. a compound that is sufficiently robust to survive isolation to a useful degree of purity from a reaction mixture, and formulation into a therapeutic agent.

The term "subject" as used herein, refers to an animal, preferably a mammal, most preferably a human, who is or has been the object of treatment, observation or experiment.

The term "therapeutically effective amount" as used herein, means that amount of active compound or pharmaceutical agent that elicits the biological or medicinal response in a tissue system, animal or human that is being sought by a researcher, veterinarian, medical doctor or other clinician, which includes alleviation of the symptoms of the disease or disorder being treated.

As used herein, the term "composition" is intended to encompass a product comprising the specified ingredients in the specified amounts, as well as any product which results, directly or indirectly, from combinations of the specified ingredients in the specified amounts.

5 It will be appreciated that some of the compounds of Formula (I) and their pharmaceutically acceptable addition salts and solvates thereof may contain one or more centres of chirality and exist as stereoisomeric forms.

The term "compounds of the invention" as used herein, is meant to include the compounds of Formula (I), and the salts and solvates thereof.

10 As used herein, any chemical formula with bonds shown only as solid lines and not as solid wedged or hashed wedged bonds, or otherwise indicated as having a particular configuration (e.g. R, S) around one or more atoms, contemplates each possible stereoisomer, or mixture of two or more stereoisomers.

Hereinbefore and hereinafter, the term "compound of Formula (I)" is meant to include the stereoisomers thereof and the tautomeric forms thereof.

The terms "stereoisomers", "stereoisomeric forms" or "stereochemically isomeric forms" hereinbefore or hereinafter are used interchangeably.

The invention includes all stereoisomers of the compounds of the invention either as a pure stereoisomer or as a mixture of two or more stereoisomers.

20 Enantiomers are stereoisomers that are non-superimposable mirror images of each other. A 1:1 mixture of a pair of enantiomers is a racemate or racemic mixture.

Diastereomers (or diastereoisomers) are stereoisomers that are not enantiomers, i.e. they are not related as mirror images. If a compound contains a double bond, the substituents may be in the E or the Z configuration.

25 Substituents on bivalent cyclic (partially) saturated radicals may have either the cis- or trans-configuration; for example if a compound contains a disubstituted cycloalkyl group, the substituents may be in the cis or trans configuration.

Therefore, the invention includes enantiomers, diastereomers, racemates, E isomers, Z isomers, cis isomers, trans isomers and mixtures thereof, whenever
30 chemically possible.

The meaning of all those terms, i.e. enantiomers, diastereomers, racemates, E isomers, Z isomers, cis isomers, trans isomers and mixtures thereof are known to the skilled person.

The absolute configuration is specified according to the Cahn-Ingold-Prelog
35 system. The configuration at an asymmetric atom is specified by either R or S. Resolved stereoisomers whose absolute configuration is not known can be designated by (+) or (-) depending on the direction in which they rotate plane polarized light. For

instance, resolved enantiomers whose absolute configuration is not known can be designated by (+) or (-) depending on the direction in which they rotate plane polarized light.

When a specific stereoisomer is identified, this means that said stereoisomer is substantially free, i.e. associated with less than 50%, preferably less than 20%, more preferably less than 10%, even more preferably less than 5%, in particular less than 2% and most preferably less than 1%, of the other isomers. Thus, when a compound of Formula (I) is for instance specified as (R), this means that the compound is substantially free of the (S) isomer; when a compound of Formula (I) is for instance specified as E, this means that the compound is substantially free of the Z isomer; when a compound of Formula (I) is for instance specified as cis, this means that the compound is substantially free of the trans isomer.

Some of the compounds according to Formula (I) may also exist in their tautomeric form. Such forms in so far as they may exist, although not explicitly indicated in the above formula are intended to be included within the scope of the present invention.

It follows that a single compound may exist in both stereisomeric and tautomeric forms.

For therapeutic use, salts of the compounds of Formula (I) are those wherein the counterion is pharmaceutically acceptable. However, salts of acids and bases which are non-pharmaceutically acceptable may also find use, for example, in the preparation or purification of a pharmaceutically acceptable compound. All salts, whether pharmaceutically acceptable or not, are included within the ambit of the present invention.

The pharmaceutically acceptable acid and base addition salts as mentioned hereinabove or hereinafter are meant to comprise the therapeutically active non-toxic acid and base addition salt forms which the compounds of Formula (I) are able to form. The pharmaceutically acceptable acid addition salts can conveniently be obtained by treating the base form with such appropriate acid. Appropriate acids comprise, for example, inorganic acids such as hydrohalic acids, e.g. hydrochloric or hydrobromic acid, sulfuric, nitric, phosphoric and the like acids; or organic acids such as, for example, acetic, propanoic, hydroxyacetic, lactic, pyruvic, oxalic (i.e. ethanedioic), malonic, succinic (i.e. butanedioic acid), maleic, fumaric, malic, tartaric, citric, methanesulfonic, ethanesulfonic, benzenesulfonic, p-toluenesulfonic, cyclamic, salicylic, p-aminosalicylic, pamoic and the like acids. Conversely said salt forms can be converted by treatment with an appropriate base into the free base form.

The compounds of Formula (I) containing an acidic proton may also be converted into their non-toxic metal or amine addition salt forms by treatment with appropriate organic and inorganic bases. Appropriate base salt forms comprise, for example, the ammonium salts, the alkali and earth alkaline metal salts, e.g. the lithium, sodium, potassium, magnesium, calcium salts and the like, salts with organic bases, e.g. primary, secondary and tertiary aliphatic and aromatic amines such as methylamine, ethylamine, propylamine, isopropylamine, the four butylamine isomers, dimethylamine, diethylamine, diethanolamine, dipropylamine, diisopropylamine, di-*n*-butylamine, pyrrolidine, piperidine, morpholine, trimethylamine, triethylamine, tripropylamine, quinuclidine, pyridine, quinoline and isoquinoline; the benzathine, *N*-methyl-D-glucamine, hydrabamine salts, and salts with amino acids such as, for example, arginine, lysine and the like. Conversely the salt form can be converted by treatment with acid into the free acid form.

The term solvate comprises the solvent addition forms as well as the salts thereof, which the compounds of Formula (I) are able to form. Examples of such solvent addition forms are e.g. hydrates, alcoholates and the like.

In the framework of this application, an element, in particular when mentioned in relation to a compound according to Formula (I), comprises all isotopes and isotopic mixtures of this element, either naturally occurring or synthetically produced, either with natural abundance or in an isotopically enriched form, for example ^2H .

Radiolabelled compounds of Formula (I) may comprise a radioactive isotope selected from the group consisting of ^3H , ^{11}C , ^{14}C , ^{18}F , ^{122}I , ^{123}I , ^{125}I , ^{131}I , ^{75}Br , ^{76}Br , ^{77}Br and ^{82}Br . Preferably, the radioactive isotope is selected from the group consisting of ^3H , ^{11}C and ^{18}F .

PREPARATION

The compounds according to the invention can generally be prepared by a succession of steps, each of which is known to the skilled person. In particular, the compounds can be prepared according to the following synthesis methods.

The compounds of Formula (I) may be synthesized in the form of racemic mixtures of enantiomers which can be separated from one another following art-known resolution procedures. The racemic compounds of Formula (I) may be converted into the corresponding diastereomeric salt forms by reaction with a suitable chiral acid. Said diastereomeric salt forms are subsequently separated, for example, by selective or fractional crystallization and the enantiomers are liberated therefrom by alkali. An alternative manner of separating the enantiomeric forms of the compounds of Formula

(I) involves liquid chromatography using a chiral stationary phase or chiral supercritical fluid chromatography (SFC). Said pure stereochemically isomeric forms may also be derived from the corresponding pure stereochemically isomeric forms of the appropriate starting materials, provided that the reaction occurs stereospecifically.

- 5 The absolute configuration of compounds of the invention reported herein was determined by analysis of the racemic mixture by supercritical fluid chromatography (SFC) followed by SFC comparison of the separate enantiomer(s) which were obtained by asymmetric synthesis, followed by vibrational circular dichroism (VCD) analysis of the particular enantiomer(s).

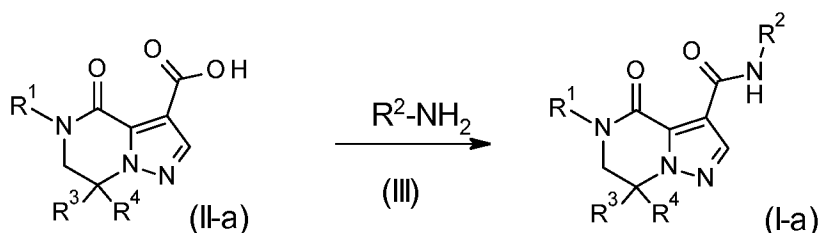
10

A. Preparation of the final compounds

Experimental procedure 1

- Final compounds according to Formula (I-a) can be prepared by a coupling reaction of a compound of Formula (II-a) with a compound of Formula (III), according to conditions known to the skilled person. Such conditions for example include a suitable coupling agent such as O-(benzotriazol-1-yl)-*N,N,N',N'*-tetramethyluronium hexafluorophosphate (HBTU), *N*-(3-dimethylaminopropyl)-*N'*-ethylcarbodiimide (EDCI) or 2-(7-aza-1H-benzotriazole-1-yl)-1,1,3,3-tetramethyluronium hexafluorophosphate (HATU) in presence of a suitable base such as *N,N*-diisopropylethylamine (DIPEA), triethylamine (Et₃N) or 4-(dimethylamino)pyridine (DMAP) in a suitable solvent such as *N,N*-dimethylformamide (DMF) or dichloromethane (DCM) under suitable reaction conditions, such as at a convenient temperature, typically room temperature (rt), for a period of time to ensure the completion of the reaction. A compound of Formula (III) can be obtained commercially or made according to procedures known in the art. In Reaction Scheme 1, all variables are defined as in Formula (I).

Reaction Scheme 1

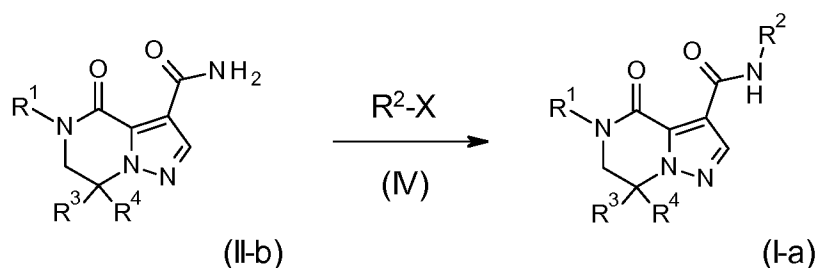


- 30 Experimental procedure 2

Alternatively, final compounds according to Formula (I-a) can be prepared by a Goldberg coupling reaction of a compound of Formula (II-b) with an appropriate

aryl/heteroaryl halide of Formula (IV) where X is a halo, according to conditions known to the skilled person. Such conditions for example include the use of a suitable palladium catalyst system such as tris(dibenzylideneacetone)dipalladium(0) ($\text{Pd}_2(\text{dba})_3$), in the presence of a ligand such as 4,5-bis(diphenylphosphino)-9,9-dimethylxanthene (Xantphos), in the presence of a suitable base such as potassium phosphate (K_3PO_4) in a suitable solvent such as tetrahydrofuran (THF), under suitable reaction conditions, such as at a convenient temperature, typically ranging between 80 °C and 100 °C, in particular 90 °C, for a period of time to ensure the completion of the reaction. A compound of Formula (IV) can be obtained commercially or made according to procedures known in the art. In Reaction Scheme 2, all variables are defined as in Formula (I).

Reaction Scheme 2



Alternatively, final compounds according to Formula (I-a) can be prepared by a Goldberg coupling reaction of a compound of Formula (II-b) with an appropriate aryl/heteroaryl halide of Formula (IV) where X is a halo, according to conditions known to the skilled person. Such conditions for example include the use of a suitable copper catalyst such as copper(I) iodide, in the presence of a ligand such as (+/-)-trans-1,2-cyclohexanediamine, in the presence of a suitable base such as potassium phosphate (K_3PO_4), with or without an organic base such as triethylamine (TEA), in a suitable solvent such as 1,4-dioxane, under suitable reaction conditions, such as at a convenient temperature, typically ranging between 80 °C and 120 °C, in particular 100 °C, for a period of time to ensure the completion of the reaction. A compound of Formula (IV) can be obtained commercially or made according to procedures known in the art. In Reaction Scheme 2, all variables are defined as in Formula (I).

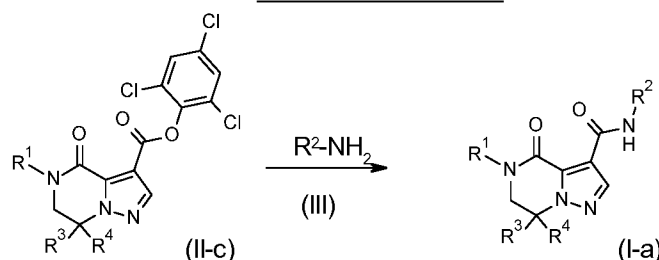
Experimental procedure 3

Alternatively, final compounds according to Formula (I-a) can be prepared by a reaction between an activated ester of Formula (II-c) with a compound of Formula (III) according to conditions known to the skilled person. Such conditions for example include the use of a suitable base such as Et_3N and a suitable activating agent such as

DMAP in a suitable solvent such as THF under suitable reaction conditions such as at a convenient temperature, typically ranging between 60 °C and 80 °C, in particular 70 °C, for a period of time to ensure the completion of the reaction. A compound of Formula (III) can be obtained commercially or made according to procedures known in the art.

- 5 In Reaction Scheme 3, all variables are defined as in Formula (I).

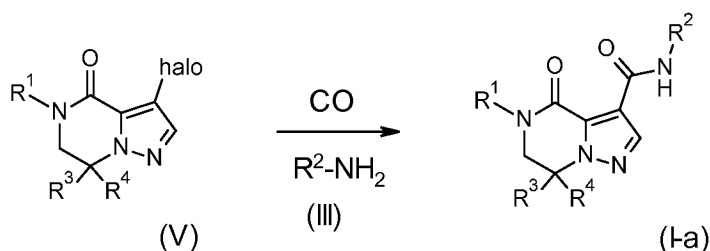
Reaction Scheme 3



Experimental procedure 4

- Alternatively, final compounds according to Formula (I-a) can be prepared by a one pot reaction of carbonylation of a compound of Formula (V) combined with a peptide type coupling reaction with an appropriate compound of Formula (III), according to conditions known to the skilled person. Such conditions for example include the use of carbon monoxide and a suitable palladium catalyst system such as palladium(II) acetate, in the presence of a ligand such as 1,1'-bis(diphenylphosphino)ferrocene (dppf), in the presence of a suitable base such as Et₃N in a suitable solvent such as 1,4-dioxane, under suitable reaction conditions, such as at a convenient temperature, typically ranging between 80 °C and 100 °C, in particular 90 °C, for a period of time to ensure the completion of the reaction. A compound of Formula (III) can be obtained commercially or made according to procedures known in the art. In Reaction Scheme 4, all variables are defined as in Formula (I).

Reaction Scheme 4

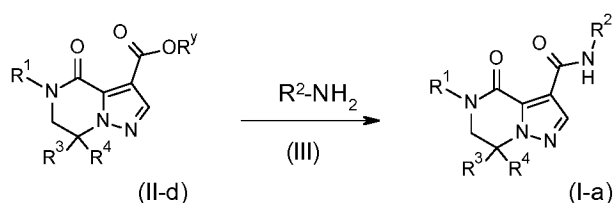


Experimental procedure 5

- Alternatively, final compounds according to Formula (I-a) can be prepared by a reaction between an ester of Formula (II-d) wherein R^y is C₁₋₄alkyl with a compound of Formula (III) according to conditions known to the skilled person. Such conditions for

example include the use of a suitable Lewis Acid such as trimethylaluminium (AlMe_3) or a Grignard reagent, such as for example isopropylmagnesium chloride lithium chloride complex solution or ethylmagnesium bromide or a suitable base such as lithium bis(trimethylsilyl)amide, in a suitable solvent such as THF under suitable reaction conditions such as at a convenient temperature, typically ranging between 0 °C and 30 °C, for a period of time to ensure the completion of the reaction. A compound of Formula (III) can be obtained commercially or made according to procedures known in the art. In Reaction Scheme 5, all variables are defined as in Formula (I).

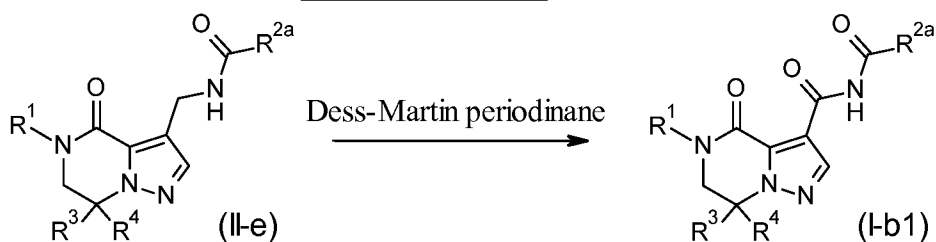
Reaction Scheme 5



Experimental procedure 6

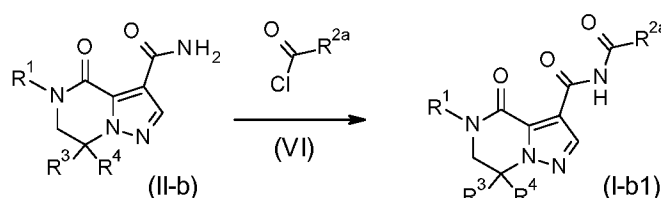
Alternatively, final compounds according to Formula (I), wherein R^2 is $-\text{C}(\text{O})\text{R}^5$ or Het^2 and wherein R^5 is as defined hereinbefore except hydrogen (hereby referred to as substituent R^{2a}), hereby referred to as compounds of Formula (I-b1) can be prepared by a one-step oxidation of a compound of Formula (II-e) according to conditions known to the skilled person. Such conditions for example include the use of a suitable oxidizing reagent such as for example Dess-Martin periodinane®, in a suitable mixture of solvent such as fluorobenzene and dimethylsulfoxide (DMSO) and under suitable reaction conditions such as at a convenient temperature, typically ranging between 80 °C and 100 °C, in particular 85 °C, for a period of time to ensure the completion of the reaction. In Reaction Scheme 6, all variables are defined as in Formula (I).

Reaction Scheme 6

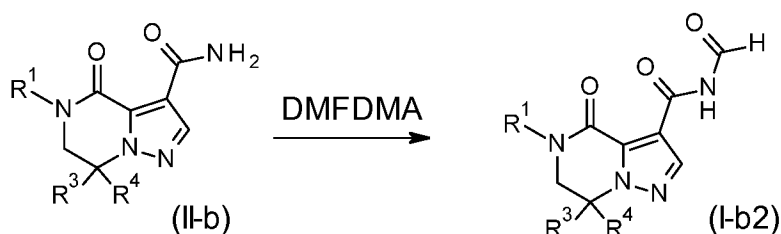


Experimental procedure 7

Alternatively, final compounds according to Formula (I-b1) (as defined in experimental procedure 6) can be prepared by acylation of a compound of Formula (II-b) with an appropriate acid chloride of Formula (VI) according to conditions known to the skilled person. Such conditions for example include the use of a suitable base such as for example pyridine, under suitable reaction conditions such as at a convenient temperature, typically ranging between 40 °C and 60 °C, in particular 50 °C, for a period of time to ensure the completion of the reaction. A compound of Formula (VI) can be obtained commercially or made according to procedures known in the art. In Reaction Scheme 7, all variables are defined as in Formula (I).

Reaction Scheme 7Experimental procedure 8

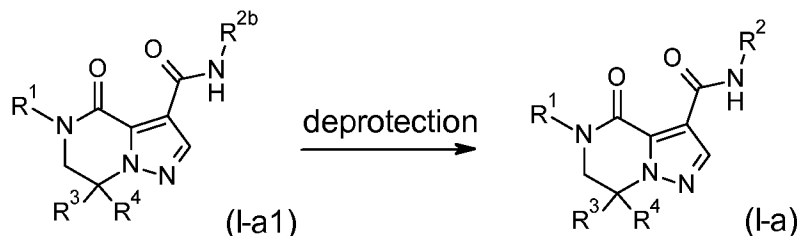
Alternatively, final compounds according to Formula (I) wherein R² is -C(O)R⁵ and wherein R⁵ is hydrogen hereby referred to as compounds of Formula (I-b2) can be prepared by formylation of a compound of Formula (II-b) with *N,N*-dimethylformamide dimethyl acetal (DMFDMA) according to conditions known to the skilled person. In Reaction Scheme 8, all variables are defined as in Formula (I).

Reaction Scheme 8Experimental procedure 9

Alternatively, final compounds according to Formula (I-a) can be prepared by a reaction of deprotection of a compound of Formula (I-a1) according to conditions known to the skilled person. A compound of Formula (I-a1) can be obtained by removal of the protecting group such as for example a dimethylpyrrole protecting group in the compound of Formula (I-a1), in the presence of basic media, such as hydroxylamine hydrochloride and Et₃N in an inert solvent such as a mixture of

ethanol/water, under suitable reaction conditions, such as at a convenient temperature, typically ranging between 80 °C and 120 °C, in particular 100 °C, for a period of time to ensure the completion of the reaction. In Reaction Scheme 9, all variables are defined as in Formula (I) and R^{2b} include the residues indicated in the scope as R² as well as their protected forms.

Reaction Scheme 9



B. Preparation of the intermediate compounds

Experimental procedure 10

Intermediate compounds according to Formula (II-a) can be prepared following art known procedures such as for example a transition metal catalyzed carbon monoxide insertion reaction of an intermediate compound of Formula (V) according to conditions known to the skilled person. Such conditions for example include the use of carbon monoxide and a suitable palladium catalyst system such as palladium(II) acetate, in the presence of a ligand such as dppf, in the presence of a suitable base such as Et₃N in a suitable solvent such as 1,4-dioxane and water, under suitable reaction conditions, such as at a convenient temperature, typically ranging between 70 °C and 90 °C, in particular 80 °C, for a period of time to ensure the completion of the reaction.

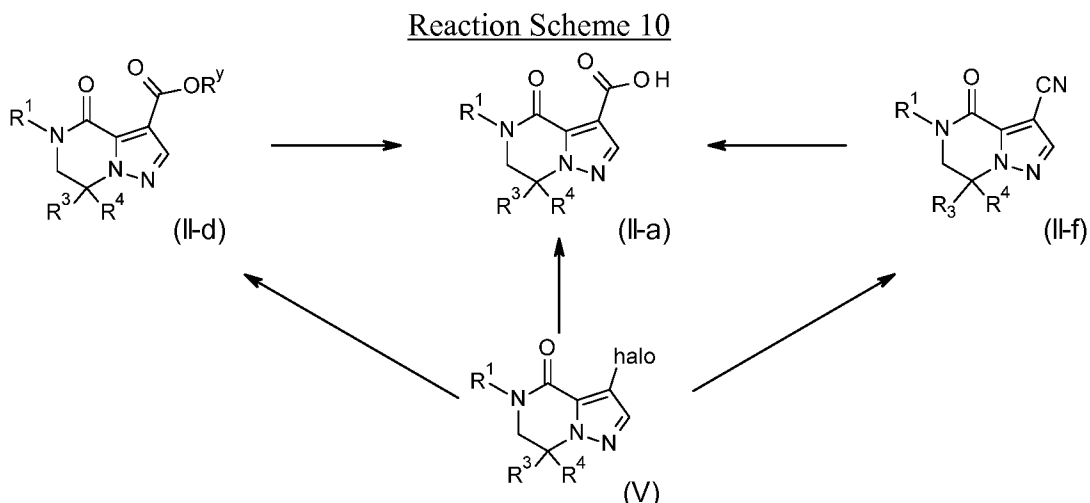
Alternatively, an ester of Formula (II-d) can be saponified to give intermediate compound of Formula (II-a). The reaction can be performed for example by adding a hydroxide, such as sodium hydroxide (NaOH), to a solution of ester of Formula (II-d) in a suitable polar solvent such as methanol (MeOH). Heating the reaction mixture can enhance the reaction outcome. Alternatively a nitrile of Formula (II-f) can be hydrolyzed to give an intermediate compound of Formula (II-a). The reaction can be performed for example by heating a solution of nitrile of Formula (II-f) in a suitable solvent such as an aqueous solution of hydrochloric acid. Heating the reaction mixture can enhance the reaction outcome.

Intermediate compounds according to Formula (II-d) wherein R^y is C₁₋₄alkyl can be prepared following art known procedures such as for example a transition metal catalyzed carbon monoxide insertion reaction of an intermediate compound of Formula (V) according to conditions known to the skilled person. Such conditions for example include the use of carbon monoxide and a suitable palladium catalyst system such as

palladium(II) acetate, in the presence of a ligand such as dppf, in the presence of a suitable base such as Et₃N in a suitable solvent such as 1,4-dioxane and ethanol (EtOH), under suitable reaction conditions, such as at a convenient temperature, typically ranging between 80 °C and 100 °C, in particular 95 °C, for a period of time to ensure the completion of the reaction.

Intermediate compounds according to Formula (II-f) can be prepared following art known procedures such as for example a palladium catalyzed reaction with zinc cyanide of an intermediate of Formula (V). Such conditions for example include a Negishi type reaction of an intermediate compound of Formula (V) with a suitable palladium catalyst system such as 1,1'-bis(diphenylphosphino)ferrocene dichloropalladium(II), in a suitable solvent such as DMF, under suitable reaction conditions, such as at a convenient temperature, typically ranging between 130 °C and 170 °C, in particular 150 °C, for a period of time to ensure the completion of the reaction. Stirring and microwave irradiation may enhance the rate of the reaction.

In Reaction Scheme 10, halo is defined as Cl, Br or I, R^y is C₁₋₄alkyl and all other variables are defined as in Formula (I).



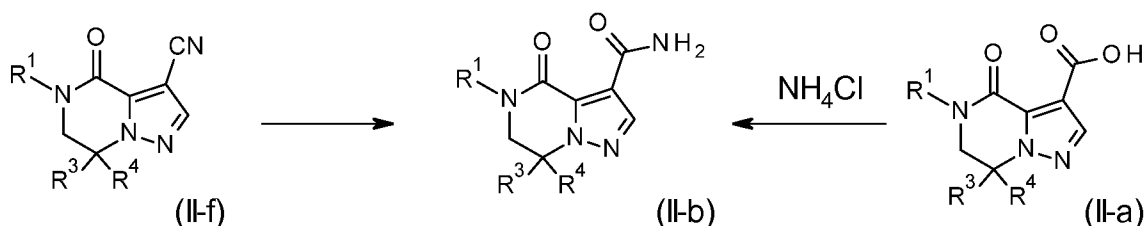
20 Experimental procedure 11

Intermediate compounds according to Formula (II-b) can be prepared following art known procedures such as for example by an acidic hydrolysis of an intermediate compound of Formula (II-f). The reaction can be performed for example by heating a solution of nitrile of Formula (II-f) in a suitable solvent such as a solution of concentrated sulfuric acid. Alternatively an intermediate of Formula (II-b) can be prepared by a coupling reaction of a compound of Formula (II-a) with ammonium chloride (NH₄Cl), according to conditions known to the skilled person. Such conditions for example include a suitable coupling agent such as HBTU, in presence of a suitable

base such as DIPEA, in a suitable solvent such as DMF, under suitable reaction conditions, such as at a convenient temperature, typically room temperature (rt), for a period of time to ensure the completion of the reaction. In Reaction Scheme 11, all variables are defined as in Formula (I).

5

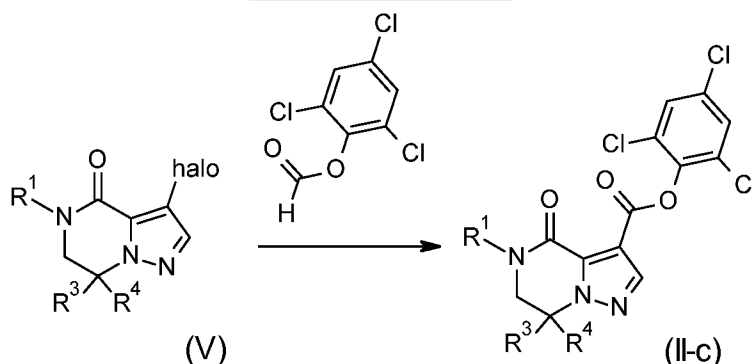
Reaction Scheme 11



Experimental procedure 12

- Intermediate compounds according to Formula (II-c) can be prepared following art known procedures such as for example by a palladium catalyzed carbonylation reaction of an intermediate compound of Formula (V) using a carbon monoxide surrogate such as a phenylformate type derivative. Such conditions for example include the use of for example (2,4,6-trichlorophenyl)formate and a suitable palladium catalyst system such as palladium(II) acetate, in the presence of a ligand such as 4,5-bis(diphenylphosphino)-9,9-dimethylxanthene (Xantphos), in the presence of a suitable base such as Et₃N in a suitable solvent such as toluene, under suitable reaction conditions, such as at a convenient temperature, typically ranging between 60 °C and 80 °C, in particular 70 °C, for a period of time to ensure the completion of the reaction. Phenylformate type derivative can be synthesized according to literature procedures. In Reaction Scheme 12, halo is defined as Br or I and all other variables are defined as in Formula (I).

Reaction Scheme 12

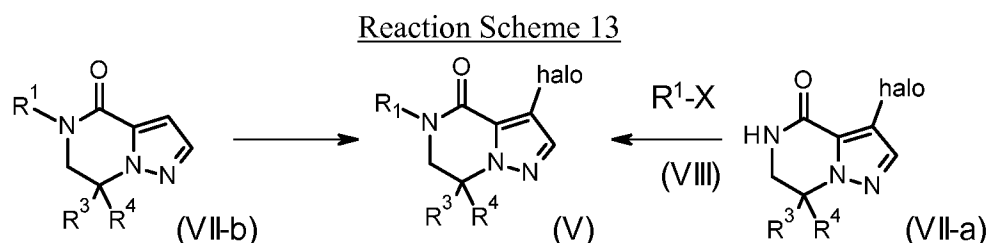


Experimental procedure 13

Intermediate compounds according to Formula (V) can be prepared by a Goldberg coupling reaction of a compound of Formula (VII-a) with an appropriate aryl/heteroaryl halide of Formula (VIII) where X is halo, in particular bromo or iodo, according to conditions known to the skilled person. Such conditions include for example using a suitable copper(I) catalyst such as copper(I) iodide, in the presence of a ligand, such as *N,N'*-dimethylethylenediamine, in the presence of a base, such as inorganic carbonates, for example sodium carbonate (Na₂CO₃) or potassium carbonate (K₂CO₃), in a suitable solvent, such as toluene or a mixture of toluene and DMF, under suitable reaction conditions, such as at a convenient temperature, typically ranging between 100 °C and 140 °C, in particular 110 °C, for a period of time to ensure the completion of the reaction. A compound of Formula (VIII) can be obtained commercially or made according to procedures known in the art.

Alternatively intermediate compound according to Formula (V) can be prepared *via* a reaction of halogenation of an intermediate of Formula (VII-b) with a halogenating reagent such as iodine, in the presence of ammonium cerium(IV) nitrate and in an inert solvent such as acetonitrile, under suitable reaction conditions, such as at a convenient temperature, typically 70 °C, for a period of time to ensure the completion of the reaction.

In Reaction Scheme 13, halo is defined as Br or I and all other variables are defined as in Formula (I).

Experimental procedure 14

Intermediate compounds according to Formula (VII-b) can be prepared by a Goldberg coupling reaction of a compound of Formula (IX-a) with an appropriate aryl/heteroaryl halide of Formula (VIII) where X is halo, in particular bromo or iodo, according to conditions known to the skilled person. Such conditions include for example using a suitable copper(I) catalyst such as copper(I) iodide, in the presence of a ligand, such as *N,N'*-dimethylethylenediamine, in the presence of a base, such as inorganic carbonates, for example Na₂CO₃ or K₂CO₃, in a suitable solvent, such as toluene or a mixture of toluene and DMF, under suitable reaction conditions, such as at a convenient temperature, typically ranging between 100 °C and 140 °C, in particular

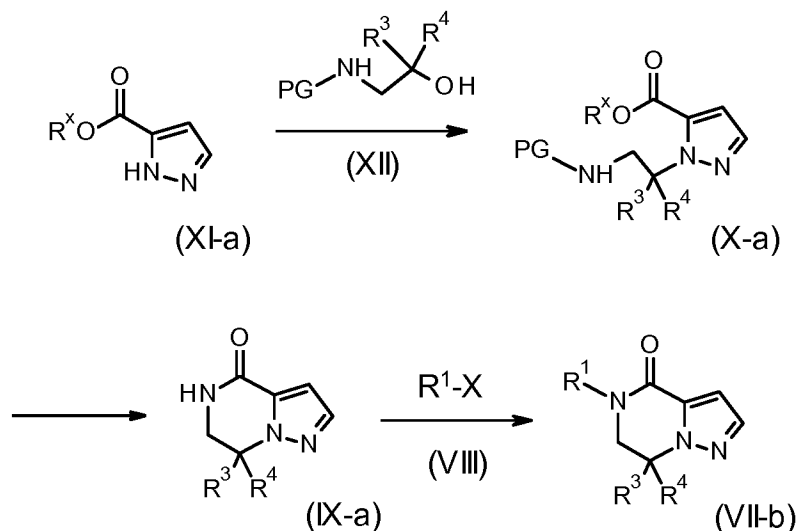
110 °C, for a period of time to ensure the completion of the reaction. A compound of Formula (VIII) can be obtained commercially or made according to procedures known in the art.

Intermediate compound according to Formula (IX-a) can be prepared by
5 removal of the protecting group, for example a Boc group (*tert*-butoxycarbonyl), in an intermediate of Formula (X-a), for example in the presence of acidic media, such as hydrochloric acid, in an inert solvent such as 1,4-dioxane or acetonitrile or ethyl acetate (EtOAc), under suitable reaction conditions, such as at a convenient temperature, such
10 as from 15 to 80 °C, typically 80 °C or from 15-30 °C depending on the solvent system, for a period of time to ensure the completion of the reaction followed by treatment with a base such as Na₂CO₃, K₂CO₃ or NaHCO₃, under suitable reaction conditions, such as at a convenient temperature, typically ranging between 0 °C and 40 °C, in particular from 15 to 30 °C, for a period of time to ensure the completion of the reaction.

Intermediate compound according to Formula (X-a) wherein R^x is C₁₋₄alkyl and
15 PG is a protecting group, for example Boc, can be prepared by a Mitsunobu type reaction between an intermediate compound of Formula (XI-a) and an appropriate alcohol of Formula (XII), in the presence of a suitable triarylphosphine, such as triphenylphosphine or a suitable trialkylphosphine, and a suitable dialkyl
20 azodicarboxylate reagent, such as di-*tert*-butyl azodicarboxylate or diethyl azodicarboxylate, in a suitable inert solvent, such as THF, under suitable reaction conditions, such as at a convenient temperature, typically ranging 0 °C and rt, e.g. 20 °C, for a period of time to ensure the completion of the reaction. Intermediate compounds of Formula (XII) and of Formula (IX-a) can be obtained commercially or synthesized according to literature procedures.

25 In Reaction Scheme 14, R^x is C₁₋₄alkyl, PG is a protecting group, for example Boc, and all other variables are defined as in Formula (I).

Reaction Scheme 14



Experimental procedure 15

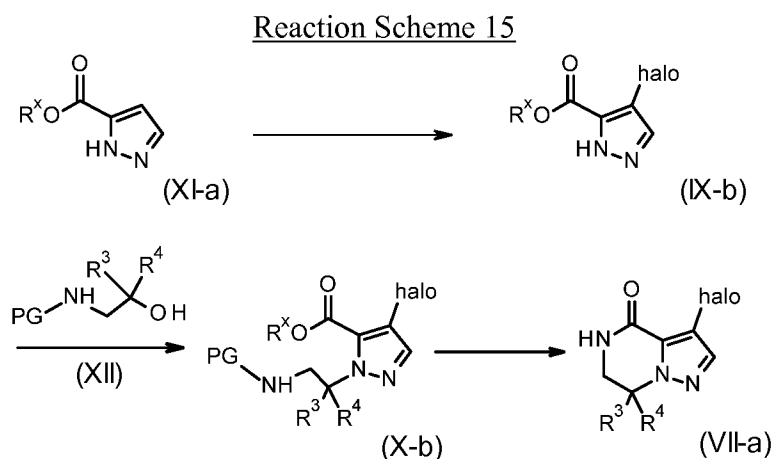
5 Intermediate compounds according to Formula (VII-a) wherein halo is bromo or iodo can be prepared by removal of the protecting group, for example a Boc group, in an intermediate of Formula (X-b), for example in the presence of acidic media, such as hydrochloric acid, in an inert solvent such as 1,4-dioxane or acetonitrile or ethyl acetate (EtOAc), under suitable reaction conditions, such as at a convenient temperature, such as from 15 to 80 °C, typically 80 °C or from 15-30 °C depending on the solvent system, for a period of time to ensure the completion of the reaction followed by treatment with a base such as Na_2CO_3 , K_2CO_3 or NaHCO_3 , under suitable reaction conditions, such as at a convenient temperature, typically ranging between 0 °C and 40 °C, in particular from 15 to 30 °C, for a period of time to ensure the completion of the reaction.

15 Intermediate compound of Formula (X-b) wherein halo is defined as Br or I, R^x is C_{1-4} alkyl and PG is a protecting group, for example Boc, can be prepared by a Mitsunobu type reaction between an intermediate compound of Formula (XI-b) and an appropriate alcohol of Formula (XII), in the presence of a suitable triarylphosphine, such as triphenylphosphine, or a suitable trialkylphosphine, and a suitable dialkyl azodicarboxylate reagent, such as di-*tert*-butyl azodicarboxylate or diethyl azodicarboxylate, in a suitable inert solvent, such as THF, under suitable reaction conditions, such as at a convenient temperature, typically ranging 0 °C and rt, e.g. 20 °C, for a period of time to ensure the completion of the reaction. An intermediate compound of Formula (XII) can be obtained commercially or synthesized according to literature procedures.

Intermediate compound of Formula (IX-b) wherein R^x is C_{1-4} alkyl, can be prepared *via* a reaction of halogenation of intermediate of Formula (XI-a) with a

halogenating reagent such as *N*-iodosuccinimide, in an inert solvent such as DCM, under suitable reaction conditions, such as at a convenient temperature, typically rt, for a period of time to ensure the completion of the reaction. Intermediate compound of Formula (IX-b), wherein R^x is methyl and halo is bromo, can be obtained commercially and is a particularly preferred material for use in the synthesis, including large scale, of a variety of final compounds of Formula (I) according to the general procedures described herein. An intermediate compound of Formula (XI-a) can be obtained commercially or synthesized according to literature procedures.

In Reaction Scheme 15, halo is, in particular bromo or iodo, R^x is C₁₋₄alkyl, PG is a protecting group, such as for example Boc, and all other variables are defined as in Formula (I).



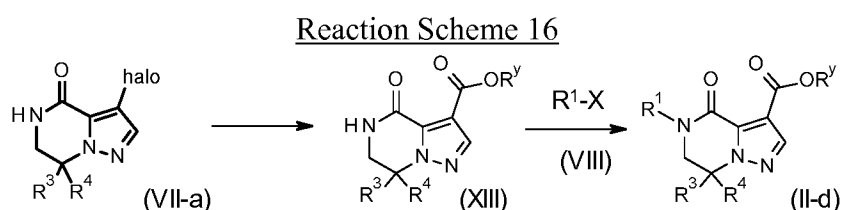
Experimental procedure 16

Intermediate compounds according to Formula (II-d) can be prepared by a Goldberg coupling reaction of a compound of Formula (XIII) with an appropriate aryl/heteroaryl halide of Formula (VIII) where X is halo, in particular bromo or iodo, according to conditions known to the skilled person. Such conditions include for example using a suitable copper(I) catalyst such as copper(I) iodide, in the presence of a ligand, such as *N,N'*-dimethylethylenediamine, in the presence of a base, such as inorganic carbonates, for example sodium carbonate (Na₂CO₃) or potassium carbonate (K₂CO₃), in a suitable solvent, such as toluene or a mixture of toluene and DMF, under suitable reaction conditions, such as at a convenient temperature, typically ranging between 100 °C and 140 °C, in particular 110 °C, for a period of time to ensure the completion of the reaction. A compound of Formula (VIII) can be obtained commercially or made according to procedures known in the art.

Intermediate compounds according to Formula (XIII) can be prepared following art known procedures such as for example a transition metal catalyzed carbon

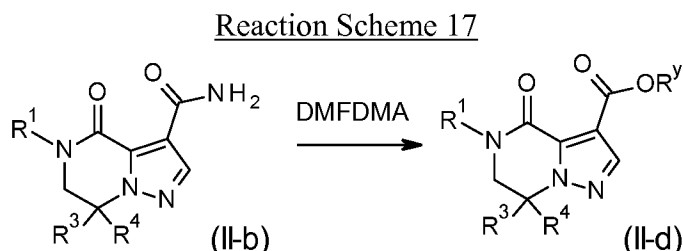
monoxide insertion reaction of an intermediate compound of Formula (VII-a) according to conditions known to the skilled person. Such conditions for example include the use of carbon monoxide and a suitable palladium catalyst system such as palladium(II) acetate, in the presence of a ligand such as dppf, in the presence of a
 5 suitable base such as Et₃N in a suitable solvent such as a mixture of 1,4-dioxane and MeOH or EtOH, under suitable reaction conditions, such as at a convenient temperature, typically ranging between 70 °C and 90 °C, in particular 80 °C, for a period of time to ensure the completion of the reaction.

In Reaction Scheme 16, R^y is C₁₋₄alkyl and all other variables are defined as in
 10 Formula (I).



Experimental procedure 17

Intermediate compounds according to Formula (II-d) wherein R^y is C₁₋₄alkyl can be prepared by a reaction of compound of Formula (II-b) with
 15 *N,N*-dimethylformamide dimethyl acetal (DMFDMA) according to conditions known to the skilled person. In Reaction Scheme 17, all variables are defined as in Formula (I).



20

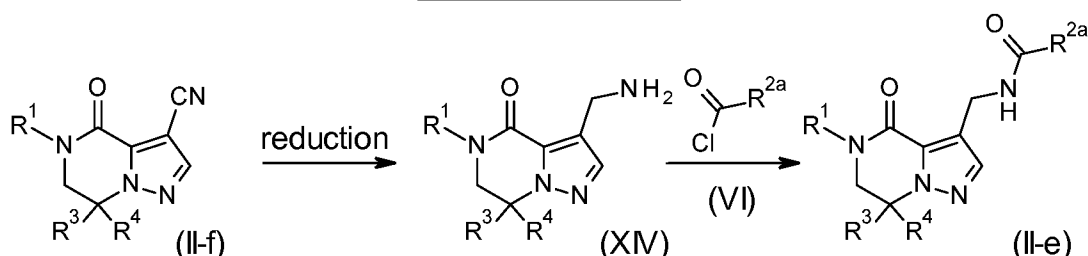
Experimental procedure 18

Intermediate compounds according to Formula (II-e) wherein R^{2a} is selected from the group consisting of R⁵ (except hydrogen) and Het² can be prepared by
 25 acylation of a compound of Formula (XIV) with an appropriate acid chloride of Formula (VI) according to conditions known to the skilled person. Such conditions for example include the use of a suitable base such as, for example Et₃N, a suitable solvent such as for example DCM. Cooling the reaction mixture can enhance the reaction outcome.

Intermediate compounds according to Formula (XIV) can be prepared following art known procedures such as for example a reduction of an intermediate of Formula (II-f), for example by means of catalytic hydrogenation using a suitable metal such as for example Raney nickel and a suitable solvent such as 7 M ammonia solution in MeOH.

A compound of Formula (VI) can be obtained commercially or made according to procedures known in the art. In Reaction Scheme 18, R^{2a} is selected from the group consisting of R^5 (except hydrogen) and Het² and all other variables are defined as in Formula (I).

Reaction Scheme 18



In order to obtain the HCl salt forms of the compounds, several procedures known to those skilled in the art can be used. In a typical procedure, for example, the free base can be dissolved in DIPE or Et₂O and subsequently, a 6N HCl solution in 2-propanol or a 1N HCl solution in Et₂O can be added dropwise. The mixture typically is stirred for 10 minutes after which the product can be filtered off. The HCl salt usually is dried *in vacuo*.

It will be appreciated by those skilled in the art that in the processes described above the functional groups of intermediate compounds may need to be blocked by protecting groups. In case the functional groups of intermediate compounds were blocked by protecting groups, they can be deprotected after a reaction step.

PHARMACOLOGY

The compounds provided in this invention are negative allosteric modulators (NAMs) of metabotropic glutamate receptors, in particular they are negative allosteric modulators of mGluR2. The compounds of the present invention do not appear to bind to the glutamate recognition site, the orthosteric ligand site, but instead to an allosteric site within the seven transmembrane region of the receptor. In the presence of glutamate, the compounds of this invention decrease the mGluR2 response. The compounds provided in this invention are expected to have their effect at mGluR2 by

virtue of their ability to decrease the response of such receptors to glutamate, attenuating the response of the receptor.

As used herein, the term "treatment" is intended to refer to all processes, wherein there may be a slowing, interrupting, arresting or stopping of the progression of a disease or an alleviation of symptoms, but does not necessarily indicate a total
5 elimination of all symptoms.

Hence, the present invention relates to a compound according to the general Formula (I), or a stereoisomeric form thereof, or an N-oxide thereof, or a pharmaceutically acceptable salt or a solvate thereof, in particular, a compound of
10 Formula (I) or a stereoisomeric form thereof, or a pharmaceutically acceptable salt or a solvate thereof for use as a medicament.

The invention also relates to the use of a compound according to the general Formula (I), or a stereoisomeric form thereof, or an N-oxide thereof, or a pharmaceutically acceptable salt or a solvate thereof, in particular, a compound of
15 Formula (I) or a stereoisomeric form thereof, or a pharmaceutically acceptable salt or a solvate thereof, or a pharmaceutical composition according to the invention for the manufacture of a medicament.

The invention also relates to a compound according to the general Formula (I), or a stereoisomeric form thereof, or an N-oxide thereof, or a pharmaceutically
20 acceptable salt or a solvate thereof, in particular, a compound of Formula (I) or a stereoisomeric form thereof, or a pharmaceutically acceptable salt or a solvate thereof, or a pharmaceutical composition according to the invention for use in the treatment or prevention of, in particular treatment of, a condition in a mammal, including a human, the treatment or prevention of which is affected or facilitated by the neuromodulatory
25 effect of allosteric modulators of mGluR2, in particular negative allosteric modulators thereof.

The present invention also relates to the use of a compound according to the general Formula (I), or a stereoisomeric form thereof, or an N-oxide thereof, or a pharmaceutically acceptable salt or a solvate thereof, in particular, a compound of
30 Formula (I) or a stereoisomeric form thereof, or a pharmaceutically acceptable salt or a solvate thereof, or a pharmaceutical composition according to the invention for the manufacture of a medicament for the treatment or prevention of, in particular treatment of, a condition in a mammal, including a human, the treatment or prevention of which is affected or facilitated by the neuromodulatory effect of allosteric modulators of
35 mGluR2, in particular negative allosteric modulators thereof.

The present invention also relates to a compound according to the general Formula (I), or a stereoisomeric form thereof, or an N-oxide thereof, or a pharmaceutically acceptable salt or a solvate thereof, in particular, a compound of Formula (I) or a stereoisomeric form thereof, or a pharmaceutically acceptable salt or a solvate thereof, or a pharmaceutical composition according to the invention for use in the treatment, prevention, amelioration, control or reduction of the risk of various neurological and psychiatric disorders associated with glutamate dysfunction in a mammal, including a human, the treatment or prevention of which is affected or facilitated by the neuromodulatory effect of negative allosteric modulators of mGluR2.

Also, the present invention relates to the use of a compound according to the general Formula (I), or a stereoisomeric form thereof, or an N-oxide thereof, or a pharmaceutically acceptable salt or a solvate thereof, in particular, a compound of Formula (I) or a stereoisomeric form thereof, or a pharmaceutically acceptable salt or a solvate thereof, or a pharmaceutical composition according to the invention for the manufacture of a medicament for treating, preventing, ameliorating, controlling or reducing the risk of various neurological and psychiatric disorders associated with glutamate dysfunction in a mammal, including a human, the treatment or prevention of which is affected or facilitated by the neuromodulatory effect of negative allosteric modulators of mGluR2.

In particular, the neurological and psychiatric disorders associated with glutamate dysfunction, include one or more of the following central nervous system conditions or diseases: mood disorders; delirium, dementia, amnestic and other cognitive disorders; disorders usually first diagnosed in infancy, childhood or adolescence; substance-related disorders; schizophrenia and other psychotic disorders; somatoform disorders; and hypersomnic sleep disorder.

In particular, the central nervous system disorder is a psychotic disorder selected from the group of schizophrenia (in particular in antipsychotic-stabilized patients), schizophreniform disorder, schizoaffective disorder, delusional disorder, brief psychotic disorder, and substance-induced psychotic disorder.

In particular, the central nervous system disorder is a substance-related disorder selected from the group of alcohol dependence, alcohol abuse, amphetamine dependence, amphetamine abuse, caffeine dependence, caffeine abuse, cannabis dependence, cannabis abuse, cocaine dependence, cocaine abuse, hallucinogen dependence, hallucinogen abuse, nicotine dependence, nicotine abuse, opioid dependence, opioid abuse, phencyclidine dependence, and phencyclidine abuse.

In particular, the central nervous system disorder is a mood disorder selected from the group of major depressive disorder, depression, treatment resistant depression, dysthymic disorder, cyclothymic disorder, and substance-induced mood disorder.

5 In particular, the central nervous system disorder is a disorder usually first diagnosed in infancy, childhood, or adolescence selected from mental retardation, learning disorder, motor skills disorder, communication disorder, attention-deficit and disruptive behaviour disorders (such as Attention-Deficit/Hyperactivity Disorder (ADHD)). An additional disorder usually first diagnosed in infancy, childhood, or adolescence is autistic disorder.

10 In particular, the central nervous system disorder is a cognitive disorder selected from the group of dementia, in particular, dementia of the Alzheimer's type, vascular dementia, dementia due to HIV disease, dementia due to head trauma, dementia due to Parkinson's disease, dementia due to Huntington's disease, dementia due to Pick's disease, dementia due to Creutzfeldt-Jakob disease, and substance-induced persisting
15 dementia.

In particular, the central nervous system disorder is an amnestic disorder, such as substance-induced persisting amnestic disorder.

As already mentioned hereinabove, the term "treatment" does not necessarily indicate a total elimination of all symptoms, but may also refer to symptomatic
20 treatment in any of the disorders mentioned above. In particular, symptoms that may be treated include but are not limited to, memory impairment in particular in dementia or in major depressive disorder, age-related cognitive decline, mild cognitive impairment, and depressive symptoms.

Of the disorders mentioned above, the treatment of dementia, major depressive
25 disorder, depression, treatment resistant depression, attention-deficit/hyperactivity disorder and schizophrenia, in particular in antipsychotic-stabilized patients, are of particular importance.

The fourth edition of the Diagnostic & Statistical Manual of Mental Disorders (DSM-IV) of the American Psychiatric Association provides a diagnostic tool for the
30 identification of the disorders described herein. The person skilled in the art will recognize that alternative nomenclatures, nosologies, and classification systems for neurological and psychiatric disorders described herein exist, and that these evolve with medical and scientific progresses.

A skilled person will be familiar with alternative nomenclatures, nosologies, and
35 classification systems for the diseases or conditions referred to herein. For example, the

“American Psychiatric Association: Diagnostic and Statistical Manual of Mental Disorders, Fifth Edition. Arlington, VA, American Psychiatric Association, 2013” (DSM-5TM) utilizes terms such as depressive disorders, in particular, major depressive disorder, persistent depressive disorder (dysthymia), substance-medication-induced depressive disorder; neurocognitive disorders (NCDs) (both major and mild), in particular, neurocognitive disorders due to Alzheimer’s disease, vascular NCD (such as vascular NCD present with multiple infarctions), NCD due to HIV infection, NCD due to traumatic brain injury (TBI), NCD due to Parkinson’s disease, NCD due to Huntington’s disease, frontotemporal NCD, NCD due to prion disease, and substance/medication-induced NCD; neurodevelopmental disorders, in particular, intellectual disability, specific learning disorder, neurodevelopmental motor disorder, communication disorder, and attention-deficit/hyperactivity disorder (ADHD); substance-related disorders and addictive disorders, in particular, alcohol use disorder, amphetamine use disorder, cannabis use disorder, cocaine use disorder, other hallucinogen use disorder, tobacco use disorder, opioid use disorder, and phencyclidine use disorder; schizophrenia spectrum and other psychotic disorders, in particular, schizophrenia, schizophreniform disorder, schizoaffective disorder, delusional disorder, brief psychotic disorder, substance/medication-induced psychotic disorder; somatic symptom disorders; hypersomnolence disorder; and cyclothymic disorder (which under DSM-5TM falls under the bipolar and related disorders category). Such terms may be used by the skilled person as an alternative nomenclature for some of the diseases or conditions referred to herein. An additional neurodevelopmental disorder includes autism spectrum disorder (ASD), which encompasses according to the DSM-5TM, disorders previously known by the terms early infantile autism, childhood autism, Kanner’s autism, high-functioning autism, atypical autism, pervasive developmental disorder not otherwise specified, childhood disintegrative disorder, and Asperger’s disorder. In particular, the disorder is autism. Specifiers associated with ASD include those where the individual has a genetic disorder, such as in Rett syndrome or Fragile X syndrome.

Therefore, the invention also relates to a compound according to the general Formula (I), or a stereoisomeric form thereof, or an N-oxide thereof, or a pharmaceutically acceptable salt or a solvate thereof, in particular, a compound of Formula (I) or a stereoisomeric form thereof, or a pharmaceutically acceptable salt or a solvate thereof, for use in the treatment of any one of the diseases mentioned hereinbefore.

The invention also relates to a compound according to the general Formula (I), or a stereoisomeric form thereof, or an N-oxide thereof, or a pharmaceutically acceptable salt or a solvate thereof, in particular, a compound of Formula (I) or a stereoisomeric form thereof, or a pharmaceutically acceptable salt or a solvate thereof, for use in treating any one of the diseases mentioned hereinbefore.

The invention also relates to a compound according to the general Formula (I), or a stereoisomeric form thereof, or an N-oxide thereof, or a pharmaceutically acceptable salt or a solvate thereof, in particular, a compound of Formula (I) or a stereoisomeric form thereof, or a pharmaceutically acceptable salt or a solvate thereof, for the treatment or prevention, in particular treatment, of any one of the diseases mentioned hereinbefore.

The invention also relates to the use of a compound according to the general Formula (I), or a stereoisomeric form thereof, or an N-oxide thereof, or a pharmaceutically acceptable salt or a solvate thereof, in particular, a compound of Formula (I) or a stereoisomeric form thereof, or a pharmaceutically acceptable salt or a solvate thereof, for the manufacture of a medicament for the treatment or prevention of any one of the disease conditions mentioned hereinbefore.

The compounds of the present invention can be administered to mammals, preferably humans, for the treatment or prevention of any one of the diseases mentioned hereinbefore.

In view of the utility of the compounds of Formula (I), there is provided a method of treating warm-blooded animals, including humans, suffering from any one of the diseases mentioned hereinbefore, and a method of preventing in warm-blooded animals, including humans, any one of the diseases mentioned hereinbefore.

Said methods comprise the administration, i.e. the systemic or topical administration, preferably oral administration, of a therapeutically effective amount of a compound of Formula (I), a stereoisomeric form thereof, or an N-oxide thereof, or a pharmaceutically acceptable salt or solvate thereof, in particular, a compound of Formula (I) or a stereoisomeric form thereof, or a pharmaceutically acceptable salt or a solvate thereof, to warm-blooded animals, including humans.

Therefore, the invention also relates to a method for the prevention and/or treatment of any one of the diseases mentioned hereinbefore comprising administering a therapeutically effective amount of a compound according to the invention to a subject in need thereof.

One skilled in the art will recognize that a therapeutically effective amount of the NAMs of the present invention is the amount sufficient to modulate the activity of the mGluR2 and that this amount varies *inter alia*, depending on the type of disease, the concentration of the compound in the therapeutic formulation, and the condition of the patient. Generally, an amount of NAM to be administered as a therapeutic agent for treating diseases in which modulation of the mGluR2 is beneficial, such as the disorders described herein, will be determined on a case by case by an attending physician.

Generally, a suitable dose is one that results in a concentration of the NAM at the treatment site in the range of 0.5 nM to 200 μ M, and more usually 5 nM to 50 μ M. To obtain these treatment concentrations, a patient in need of treatment likely will be administered an effective therapeutic daily amount of about 0.01 mg/kg to about 50 mg/kg body weight, preferably from about 0.01 mg/kg to about 25 mg/kg body weight, more preferably from about 0.01 mg/kg to about 10 mg/kg body weight, more preferably from about 0.01 mg/kg to about 2.5 mg/kg body weight, even more preferably from about 0.05 mg/kg to about 1 mg/kg body weight, more preferably from about 0.1 to about 0.5 mg/kg body weight. The amount of a compound according to the present invention, also referred to here as the active ingredient, which is required to achieve a therapeutically effect will, of course vary on case-by-case basis, vary with the particular compound, the route of administration, the age and condition of the recipient, and the particular disorder or disease being treated. A method of treatment may also include administering the active ingredient on a regimen of between one and four intakes per day. In these methods of treatment the compounds according to the invention are preferably formulated prior to admission. As described herein below, suitable pharmaceutical formulations are prepared by known procedures using well known and readily available ingredients.

The compounds of the present invention may be utilized in combination with one or more other drugs in the treatment, prevention, control, amelioration, or reduction of risk of diseases or conditions for which compounds of Formula (I) or the other drugs may have utility, where the combination of the drugs together are safer or more effective than either drug alone. Examples of such combinations include the compounds of the invention in combination with antipsychotic(s), NMDA receptor antagonists (e.g. memantine), NR2B antagonists, acetylcholinesterase inhibitors (e.g. donepezil, galantamine, physostigmine and rivastigmine) and/or antidepressant neurotransmitter reuptake inhibitors. Particular combinations include the compounds of

the invention in combination with antipsychotics, or the compounds of the invention in combination with memantine and/or NR2B antagonists.

PHARMACEUTICAL COMPOSITIONS

5 The present invention also provides compositions for preventing or treating diseases in which modulation of the mGluR2 receptor is beneficial, such as the disorders described herein. While it is possible for the active ingredient to be administered alone, it is preferable to present it as a pharmaceutical composition. Accordingly, the present invention also relates to a pharmaceutical composition
10 comprising a pharmaceutically acceptable carrier or diluent and, as active ingredient, a therapeutically effective amount of a compound according to the invention, in particular a compound according to Formula (I), an N-oxide, a pharmaceutically acceptable salt thereof, a solvate thereof or a stereochemically isomeric form thereof, more in particular, a compound according to Formula (I), a pharmaceutically
15 acceptable salt thereof, a solvate thereof or a stereochemically isomeric form thereof. The carrier or diluent must be “acceptable” in the sense of being compatible with the other ingredients of the composition and not deleterious to the recipients thereof.

 The compounds according to the invention, in particular the compounds according to Formula (I), the N-oxides thereof, the pharmaceutically acceptable salts
20 thereof, the solvates and the stereochemically isomeric forms thereof, more in particular the compounds according to Formula (I), the pharmaceutically acceptable salts thereof, the solvates and the stereochemically isomeric forms thereof, or any subgroup or combination thereof may be formulated into various pharmaceutical forms for administration purposes. As appropriate compositions there may be cited all
25 compositions usually employed for systemically administering drugs.

 The pharmaceutical compositions of this invention may be prepared by any methods well known in the art of pharmacy, for example, using methods such as those described in Gennaro et al. Remington’s Pharmaceutical Sciences (18th ed., Mack Publishing Company, 1990, see especially Part 8: Pharmaceutical preparations and
30 their Manufacture). To prepare the pharmaceutical compositions of this invention, a therapeutically effective amount of the particular compound, optionally in salt form, as the active ingredient is combined in intimate admixture with a pharmaceutically acceptable carrier or diluent, which carrier or diluent may take a wide variety of forms depending on the form of preparation desired for administration. These pharmaceutical
35 compositions are desirable in unitary dosage form suitable, in particular, for oral, topical, rectal or percutaneous administration, by parenteral injection or by inhalation.

For example, in preparing the compositions in oral dosage form, any of the usual pharmaceutical media may be employed such as, for example, water, glycols, oils, alcohols and the like in the case of oral liquid preparations such as, for example, suspensions, syrups, elixirs, emulsions and solutions; or solid carriers such as, for example, starches, sugars, kaolin, diluents, lubricants, binders, disintegrating agents and the like in the case of powders, pills, capsules and tablets. Because of the ease in administration, oral administration is preferred, and tablets and capsules represent the most advantageous oral dosage unit forms in which case solid pharmaceutical carriers are obviously employed. For parenteral compositions, the carrier will usually comprise sterile water, at least in large part, though other ingredients, for example, surfactants, to aid solubility, may be included. Injectable solutions, for example, may be prepared in which the carrier comprises saline solution, glucose solution or a mixture of saline and glucose solution. Injectable suspensions may also be prepared in which case appropriate liquid carriers, suspending agents and the like may be employed. Also included are solid form preparations that are intended to be converted, shortly before use, to liquid form preparations. In the compositions suitable for percutaneous administration, the carrier optionally comprises a penetration enhancing agent and/or a suitable wetting agent, optionally combined with suitable additives of any nature in minor proportions, which additives do not introduce a significant deleterious effect on the skin. Said additives may facilitate the administration to the skin and/or may be helpful for preparing the desired compositions. These compositions may be administered in various ways, e.g., as a transdermal patch, as a spot-on, as an ointment.

It is especially advantageous to formulate the aforementioned pharmaceutical compositions in unit dosage form for ease of administration and uniformity of dosage. Unit dosage form as used herein refers to physically discrete units suitable as unitary dosages, each unit containing a predetermined quantity of active ingredient calculated to produce the desired therapeutic effect in association with the required pharmaceutical carrier. Examples of such unit dosage forms are tablets (including scored or coated tablets), capsules, pills, powder packets, wafers, suppositories, injectable solutions or suspensions and the like, teaspoonfuls, tablespoonfuls, and segregated multiples thereof.

Since the compounds according to the invention are orally administrable compounds, pharmaceutical compositions comprising said compounds for oral administration are especially advantageous.

In order to enhance the solubility and/or the stability of the compounds of Formula (I) in pharmaceutical compositions, it can be advantageous to employ α -, β - or

γ -cyclodextrins or their derivatives, in particular hydroxyalkyl substituted cyclodextrins, e.g. 2-hydroxypropyl- β -cyclodextrin or sulfobutyl- β -cyclodextrin. Also co-solvents such as alcohols may improve the solubility and/or the stability of the compounds according to the invention in pharmaceutical compositions.

5 The exact dosage and frequency of administration depends on the particular compound of formula (I) used, the particular condition being treated, the severity of the condition being treated, the age, weight, sex, extent of disorder and general physical condition of the particular patient as well as other medication the individual may be taking, as is well known to those skilled in the art. Furthermore, it is evident that said
10 effective daily amount may be lowered or increased depending on the response of the treated subject and/or depending on the evaluation of the physician prescribing the compounds of the instant invention.

 Depending on the mode of administration, the pharmaceutical composition will comprise from 0.05 to 99 % by weight, preferably from 0.1 to 70 % by weight, more
15 preferably from 0.1 to 50 % by weight of the active ingredient, and, from 1 to 99.95 % by weight, preferably from 30 to 99.9 % by weight, more preferably from 50 to 99.9 % by weight of a pharmaceutically acceptable carrier, all percentages being based on the total weight of the composition.

 The amount of a compound of Formula (I) that can be combined with a carrier
20 material to produce a single dosage form will vary depending upon the disease treated, the mammalian species, and the particular mode of administration. However, as a general guide, suitable unit doses for the compounds of the present invention can, for example, preferably contain between 0.1 mg to about 1000 mg of the active compound. A preferred unit dose is between 1 mg to about 500 mg. A more preferred unit dose is
25 between 1 mg to about 300 mg. Even more preferred unit dose is between 1 mg to about 100 mg. Such unit doses can be administered more than once a day, for example, 2, 3, 4, 5 or 6 times a day, but preferably 1 or 2 times per day, so that the total dosage for a 70 kg adult is in the range of 0.001 to about 15 mg per kg weight of subject per administration. A preferred dosage is 0.01 to about 1.5 mg per kg weight of subject per
30 administration, and such therapy can extend for a number of weeks or months, and in some cases, years. It will be understood, however, that the specific dose level for any particular patient will depend on a variety of factors including the activity of the specific compound employed; the age, body weight, general health, sex and diet of the individual being treated; the time and route of administration; the rate of excretion;
35 other drugs that have previously been administered; and the severity of the particular disease undergoing therapy, as is well understood by those of skill in the area.

A typical dosage can be one 1 mg to about 100 mg tablet or 1 mg to about 300 mg taken once a day, or, multiple times per day, or one time-release capsule or tablet taken once a day and containing a proportionally higher content of active ingredient. The time-release effect can be obtained by capsule materials that dissolve at
5 different pH values, by capsules that release slowly by osmotic pressure, or by any other known means of controlled release.

It can be necessary to use dosages outside these ranges in some cases as will be apparent to those skilled in the art. Further, it is noted that the clinician or treating physician will know how and when to start, interrupt, adjust, or terminate therapy in
10 conjunction with individual patient response.

As already mentioned, the invention also relates to a pharmaceutical composition comprising the compounds according to the invention and one or more other drugs for use as a medicament or for use in the treatment, prevention, control, amelioration, or reduction of risk of diseases or conditions for which compounds of
15 Formula (I) or the other drugs may have utility. The use of such a composition for the manufacture of a medicament as well as the use of such a composition for the manufacture of a medicament in the treatment, prevention, control, amelioration or reduction of risk of diseases or conditions for which compounds of Formula (I) or the other drugs may have utility are also contemplated. The present invention also relates
20 to a combination of a compound according to the present invention and an additional drug selected from the group of antipsychotics; NMDA receptor antagonists (e.g. memantine); NR2B antagonists; acetylcholinesterase inhibitors (e.g. donepezil, galantamine, physostigmine and rivastigmine) and/or antidepressant neurotransmitter reuptake inhibitors. In particular, the present invention also relates to a combination of
25 a compound according to the present invention and antipsychotic(s), or to a combination of a compound according to the present invention and memantine and/or an NR2B antagonist. The present invention also relates to such a combination for use as a medicine. The present invention also relates to a product comprising (a) a compound according to the present invention, an N-oxide thereof, a pharmaceutically acceptable
30 salt thereof or a solvate thereof, in particular, a pharmaceutically acceptable salt thereof or a solvate thereof, and (b) an additional component selected from antipsychotics, NMDA receptor antagonists (e.g. memantine), NR2B antagonists, acetylcholinesterase inhibitors and/or antidepressant neurotransmitter reuptake inhibitor(s), as a combined preparation for simultaneous, separate or sequential use in the treatment or prevention
35 of a condition in a mammal, including a human, the treatment or prevention of which is affected or facilitated by the neuromodulatory effect of mGluR2 allosteric modulators,

in particular negative mGluR2 allosteric modulators. More in particular the additional component (b) is selected from antipsychotic(s) or memantine and/or an NR2B antagonist. The different drugs of such a combination or product may be combined in a single preparation together with pharmaceutically acceptable carriers or diluents, or they may each be present in a separate preparation together with pharmaceutically acceptable carriers or diluents.

The following examples are intended to illustrate but not to limit the scope of the present invention.

10

CHEMISTRY

Several methods for preparing the compounds of this invention are illustrated in the following Examples. Unless otherwise noted, all starting materials were obtained from commercial suppliers and used without further purification.

Hereinafter, "BEH" means bridged ethylsiloxane/silica hybrid; "Boc" or "BOC" means *tert*-Butyloxycarbonyl; "CI" means chemical ionisation; "CSH" means charged surface hybrid; "DAD" means diode-array detector; "THF" means tetrahydrofuran; "Et₃N" means triethylamine; "DIPE" means diisopropylether; "DMAP" means 4-(dimethylamino)pyridine; "DMF" means *N,N*-dimethylformamide; "dppf" means 1,1'-bis(diphenylphosphino)ferrocene; "Et₂O" means diethylether; "EtOAc" means ethyl acetate; "EDCI.HCl" means *N*-(3-dimethylaminopropyl)-*N'*-ethylcarbodiimide hydrochloride; "DCM" means dichloromethane; "DMSO" means dimethylsulfoxide; "DIPEA" means diisopropylethylamine, "L" means liter; "LRMS" means low-resolution mass spectrometry/spectra; "HATU" means 2-(7-aza-1*H*-benzotriazole-1-yl)-1,1,3,3-tetramethyluronium hexafluorophosphate; "HBTU" means *O*-(benzotriazol-1-yl)-*N,N,N',N'*-tetramethyluronium hexafluorophosphate, "HPLC" means high performance liquid chromatography; "HRMS" means high-resolution mass spectrometry/spectra; "mL" or "ml" means milliliter; "NH₄Ac" means ammonium acetate; "EtOH" means ethanol; "ES" means electrospray; "iPrOH" means isopropanol; "iPrNH₂" means isopropylamine; "MeOH" means methanol; "MSD" means Mass Selective Detector; "PyBOP®" means (benzotriazol-1-yloxy)tripyrrolidino-phosphonium hexafluorophosphate is a registered trademark of Merck KGaA, "Xantphos" means 4,5-bis(diphenylphosphino)-9,9-dimethylxanthene, "Pd₂(dba)₃" means tris(dibenzylideneacetone)dipalladium(0), "eq" means equivalent(s); "RP" means Reverse Phase; "rt" or "RT" mean room temperature; "M.p." means melting point; "min" means minutes; "h" means hour(s); "s" means second(s); "TOF" means

time of flight; "QTOF" means Quadrupole-Time of Flight; "sat." means saturated; "SFC" means supercritical fluid chromatography; "sol." means solution; "SQD" means Single Quadrupole Detector; "UPLC" means Ultra Performance Liquid Chromatography.

- 5 Microwave assisted reactions were performed in a single-mode reactor: InitiatorTM Sixty EXP microwave reactor (Biotage AB), or in a multimode reactor: MicroSYNTH Labstation (Milestone, Inc.).

- 10 Thin layer chromatography (TLC) was carried out on silica gel 60 F254 plates (Merck) using reagent grade solvents. Open column chromatography was performed on silica gel, particle size 60 Å, mesh = 230-400 (Merck) using standard techniques. Automated flash column chromatography was performed using ready-to-connect cartridges from different vendors, on irregular silica gel, (normal phase disposable flash columns) on different flash systems.

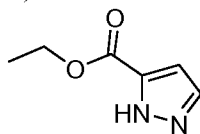
- 15 Nuclear Magnetic Resonance (NMR): For a number of compounds, ¹H NMR spectra were recorded either on a Bruker Avance III, on a Bruker DPX-400 or on a Bruker AV-500 spectrometer with standard pulse sequences, operating at 400 MHz and 500 MHz, respectively. Chemical shifts (δ) are reported in parts per million (ppm) downfield from tetramethylsilane (TMS), which was used as internal standard.

- 20 The stereochemical configuration for the compounds has been designated "R" or "S"; for some compounds, the stereochemical configuration has been designated as "*R" or "*S" when the absolute stereochemistry is undetermined although the compound itself has been isolated as a single stereoisomer and is enantiomerically pure.

Synthesis of Intermediate Compounds

25 **Intermediate 1 (I-1)**

Ethyl 1H-pyrazole-5-carboxylate (**I-1**)

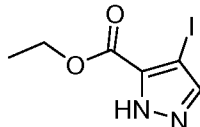


- 30 Sulfuric acid (10 mL, 187.6 mmol) was added to a solution of 1-H-pyrazole-3-carboxylic acid (1.93 g, 17.22 mmol) in EtOH (20 mL). The mixture was stirred at 90 °C for 15 h. Then it was allowed to cool to rt and the solvents were evaporated *in vacuo*. The residue was poured into water and the solution basified with K₂CO₃ and extracted with EtOAc. The organic layer was separated, dried (MgSO₄), filtered and the solvent evaporated *in vacuo* to yield intermediate compound **I-1** as a white solid

(2.28 g, 93 % purity, 94%) which was used in the following step without further purification.

Intermediate 2 (I-2)

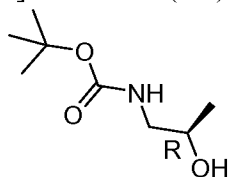
5 Ethyl 4-iodo-1H-pyrazole-5-carboxylate (I-2)



Intermediate **I-1** (100 g, 0.68 mol), *N*-iodosuccinimide (213.5 g, 0.95 mol) were dissolved in DCM (2 L). The mixture was stirred at rt for 24 h. The mixture was treated with a sat. sol. of Na₂S₂O₃ and a sat. sol. of Na₂CO₃ and extracted with DCM. The
10 organic layer was separated, dried (MgSO₄), filtered and the solvent evaporated *in vacuo* to yield intermediate compound **I-2** as a white solid (160 g, 85%).

Intermediate 3 (I-3)

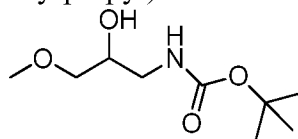
tert-Butyl *N*-(2*R*)-2-hydroxypropyl]carbamate (I-3)



15 Di-*tert*-butyl dicarbonate (58.1 g, 266.3 mmol) in DCM (50 mL) was added to a stirred solution of (*R*)-(-)-1-amino-2-propanol in DCM (50 mL) at 0 °C under nitrogen. The mixture was stirred at rt for 2 h. The mixture was diluted with cooled water and extracted with DCM. The organic layer was separated, dried (Na₂SO₄), filtered and the
20 solvents evaporated *in vacuo* to yield intermediate compound **I-3** as a colorless oil (47 g, quant.). The product was used in the next step without further purification.

Intermediate 4 (I-4)

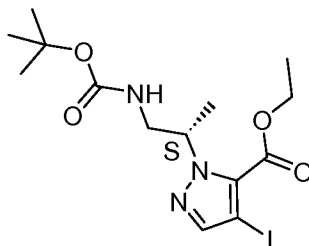
tert-Butyl *N*-(2-hydroxy-3-methoxy-propyl)carbamate (I-4)



25 Intermediate **I-4** was synthesized following a similar approach described for **I-3**. Starting from 1-amino-3-methoxy-2-propanol (2.3 g, 21.9 mmol), and introducing a purification step (flash column chromatography (silica; MeOH in DCM 0/100 to 5/95)), **I-4** (3.1 g, 69%) was obtained.

Intermediate 5 (I-5)

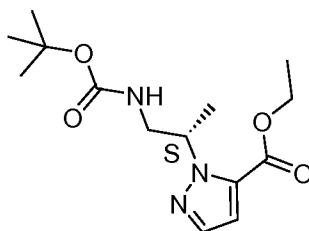
Ethyl 2-[(1*S*)-2-(*tert*-butoxycarbonylamino)-1-methyl-ethyl]-4-iodo-pyrazole-3-carboxylate (**I-5**)



- 5 Di-*tert*-butyl azodicarboxylate (4.67 g, 20.3 mmol) was added to a stirred solution of intermediate **I-2** (3 g, 11.28 mmol), intermediate **I-3** (4.44 g, 22.55 mmol) and triphenylphosphine (5.32 g, 20.3 mmol) in THF (56 mL) under nitrogen. The mixture was stirred at rt for 5 h. The solvent was evaporated *in vacuo* and the crude product was triturated with DIPE. The solid was filtered and the filtrate was evaporated *in vacuo*.
- 10 The crude product was purified by flash column chromatography (silica; EtOAc in Heptane 0/100 to 30/70). The desired fractions were collected and the solvents evaporated *in vacuo* to give intermediate compound **I-5** as a colorless oil (4.9 g, 91% purity, 93%).

15 **Intermediate 6 (I-6)**

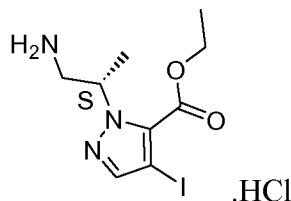
Ethyl 2-[(1*S*)-2-(*tert*-butoxycarbonylamino)-1-methyl-ethyl]pyrazole-3-carboxylate (**I-6**)



- Intermediate compound **I-6** was synthesized following a similar approach described for
- 20 intermediate **I-5**. Starting from intermediate **I-1** (25.82 g, 184.25 mmol) and intermediate **I-3** (47.16 g, 239.5 mmol), intermediate compound **I-6** was obtained as a yellow oil (123 g, quant) which was used in the following step without further purification.

Intermediate 7 (I-7)

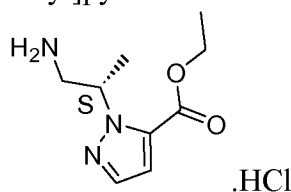
Ethyl 2-[(1*S*)-2-amino-1-methyl-ethyl]-4-iodo-pyrazole-3-carboxylate. Hydrochloride salt (**I-7**)



- 5 A 4M solution of HCl in 1,4-dioxane (10 mL, 40 mmol) was added to a solution of intermediate **I-5** (4.2 g, 9.63 mmol) in acetonitrile (20 mL). The mixture was stirred at 80 °C for 2h. The solvent was evaporated *in vacuo* to yield intermediate compound **I-7** (3.5 g, 97%).

Intermediate 8 (I-8)

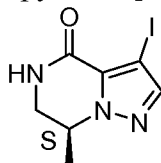
Ethyl 2-[(1*S*)-2-amino-1-methyl-ethyl]pyrazole-3-carboxylate. Hydrochloride salt (**I-8**)



- 15 Intermediate compound **I-8** was synthesized following a similar approach described for intermediate **I-7**. Starting from intermediate **I-6** (54.79 g, 184.25 mmol) and a 4M solution of HCl in 1,4-dioxane (415 mL, 1.66 mol), intermediate compound **I-8** was obtained as a white solid (32.5 g, 82% purity, 75%) which was used in the following step without further purification.

Intermediate 9 (I-9)

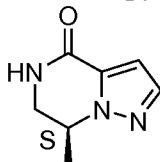
- 20 (7*S*)-3-Iodo-7-methyl-6,7-dihydro-5H-pyrazolo[1,5-a]pyrazin-4-one (**I-9**)



- Intermediate **I-7** as HCl salt (180 g, 350.4 mmol) was dissolved in a sat. sol. of NaHCO₃ (2 L). The mixture was stirred at rt for 12 h. The mixture was diluted with water and extracted with DCM. The organic layers were separated, dried (Na₂SO₄),
25 filtered and the solvents evaporated *in vacuo*. Then the residue was washed with *tert*-butyl methyl ether to yield intermediate compound **I-9** (92 g, 90%).

Intermediate 10 (I-10)

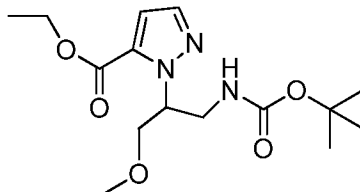
(7S)-7-Methyl-6,7-dihydro-5H-pyrazolo[1,5-a]pyrazin-4-one (**I-10**)



Intermediate compound **I-10** was synthesized following a similar approach described for intermediate **I-9**. Starting from intermediate **I-8** (32.5 g, 139.1 mmol), intermediate compound **I-10** was obtained as a solid (14.8 g, 70%).

Intermediate 11 (I-11)

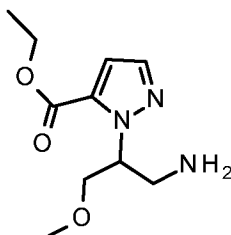
Ethyl 2-[1-[(*tert*-butoxycarbonylamino)methyl]-2-methoxy-ethyl]pyrazole-3-carboxylate (**I-11**)



Di-*tert*-butyl azodicarboxylate (7.30 g, 31.68 mmol) was added to a stirred solution of **I-1** (1.78 g, 12.671 mmol), intermediate **I-4** (3.12 g, 15.21 mmol) and triphenylphosphine (8.31 g, 31.68 mmol) in THF (80 mL) under nitrogen at 0 °C. The mixture was stirred at rt for 1h. The solvent was evaporated and the residue was treated with DIPE, the solid was filtered and the filtrate was evaporated *in vacuo*. The crude product was purified by flash column chromatography (silica; EtOAc in heptane 0/100 to 50/50). The desired fractions were collected and the solvents evaporated *in vacuo* to give intermediate compound **I-11** (4 g, 96%).

Intermediate 12 (I-12)

Ethyl 2-[1-(aminomethyl)-2-methoxy-ethyl]pyrazole-3-carboxylate (**I-12**)

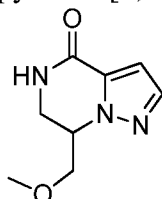


HCl (4 M in dioxane, 15.3 mL, 61.1 mmol) was added to a solution of **I-11** (4 g, 12.22 mmol) in MeCN (55.3 mL). The mixture was stirred at rt for 1h. The mixture was

evaporated *in vacuo* to give intermediate compound **I-12** (2.77 g) which was used without any further purification.

Intermediate 13 (I-13)

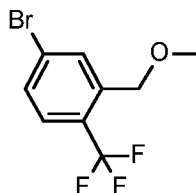
- 5 7-(Methoxymethyl)-6,7-dihydro-5H-pyrazolo[1,5-a]pyrazin-4-one (**I-13**)



- NaHCO₃ (sat. aqueous solution, 40 mL) was added to a solution of intermediate **I-12** (2.77 g, 12.189 mmol) in MeOH (14.205 mL). The mixture was stirred at rt for 16h. The mixture was diluted with water and extracted with DCM, EtOAc and THF/EtOAc
- 10 1:1. The organic layer was separated, dried (Na₂SO₄), filtered and the solvents evaporated *in vacuo* to give intermediate compound **I-13** (1.92 g) which was used without any further purification.

Intermediate 14 (I-14)

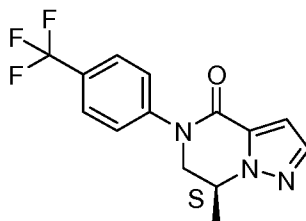
- 15 4-Bromo-2-(methoxymethyl)-1-(trifluoromethyl)benzene (**I-14**)



- NaH (60% dispersion in mineral oils, 368 mg, 9.20 mmol) was added to a solution of 5-bromo-2-(trifluoromethyl)-benzenemethanol (1.96 g, 7.666 mmol) in THF (30.6 mL) at 0 °C and the mixture was stirred for 10 min at 0 °C. Then methyl iodide (573 μL, 9.2
- 20 2799mmol) was added and the mixture was stirred at rt for 1h. Then, additional methyl iodide (95 μL, 1.5 mmol) was added and the mixture was stirred for 2h. The mixture was quenched with water and extracted with EtOAc. The organic layer was separated, washed with sat. sol. NaCl, dried (Na₂SO₄), filtered and concentrated *in vacuo* to yield intermediate compound **I-14** (2.06 g) which was used without any further purification.

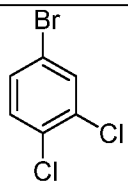
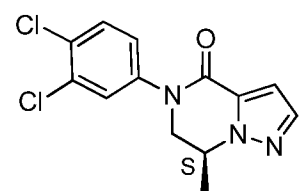
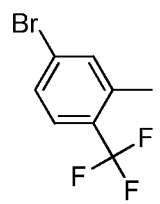
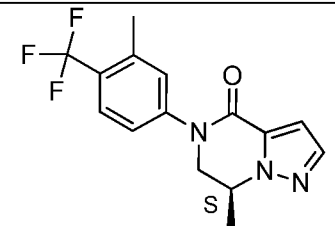
Intermediate 15 (I-15)

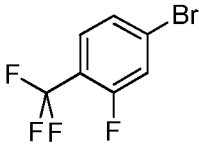
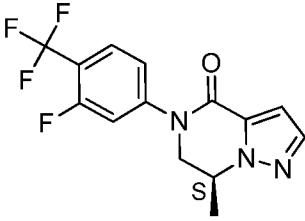
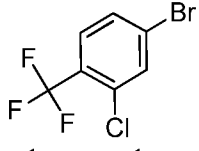
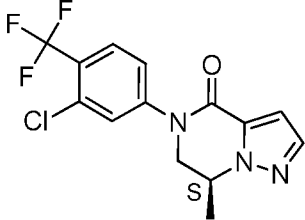
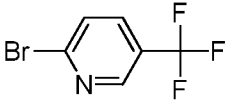
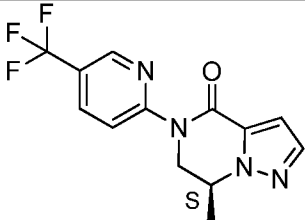
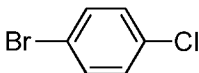
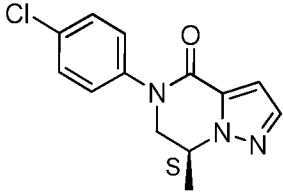
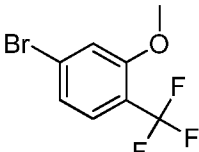
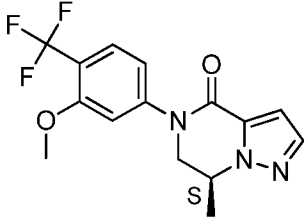
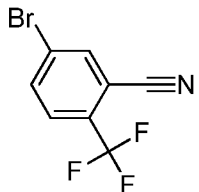
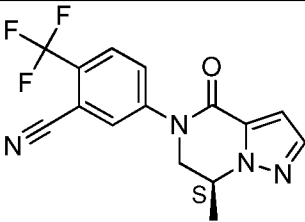
(7S)-7-Methyl-5-[4-(trifluoromethyl)phenyl]-6,7-dihydropyrazolo[1,5-a]pyrazin-4-one
(I-15)

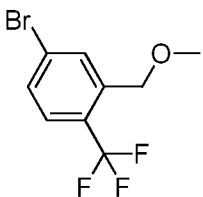
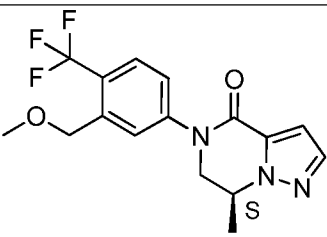
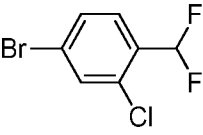
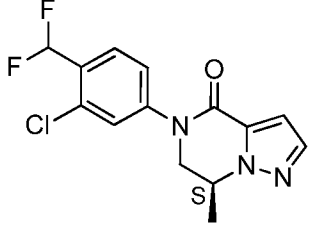
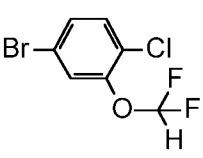
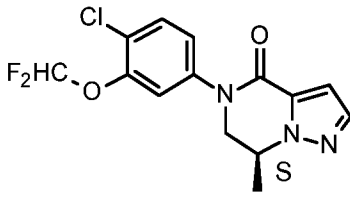
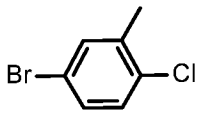
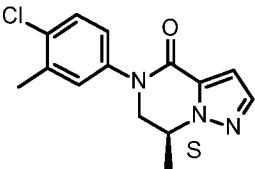
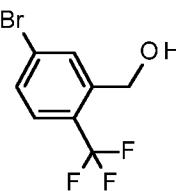
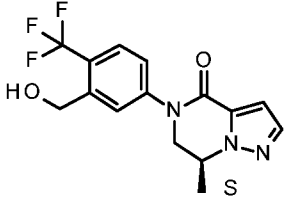
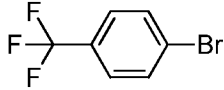
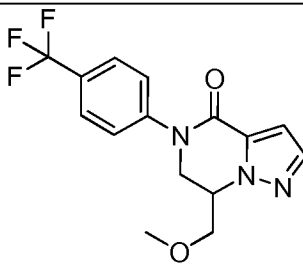


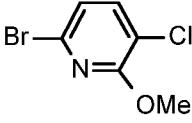
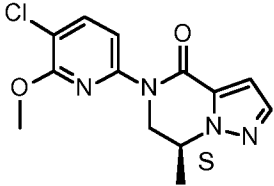
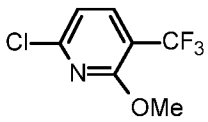
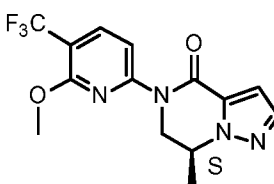
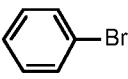
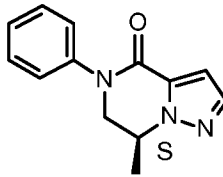
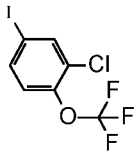
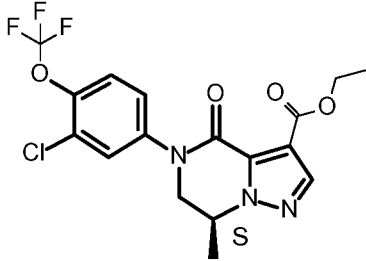
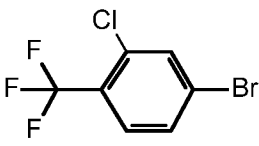
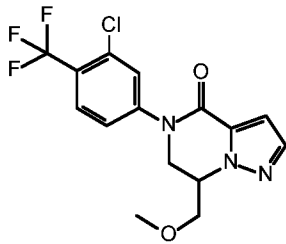
- 5 A mixture of intermediate **I-14** (5 g, 33.01 mmol), copper(I) iodide (3.78 g, 19.85 mmol) and K_2CO_3 (9.14 g, 66.15 mmol) in toluene (150 mL) was nitrogen flushed for a few min. Then 4-bromobenzotrifluoride (9.3 mL, 66.1 mmol) and *N,N'*-dimethylethylenediamine (2.1 mL, 19.8 mmol) were added. The mixture was stirred under nitrogen at rt for 10 min and then stirred at 100 °C for 16h. Then, DMF
- 10 (20 mL) was added and the mixture was stirred at 100 °C for 8h. Then water, a conc. sol. of ammonia and DCM were added. The organic layer was separated, dried (Na_2SO_4), filtered and the solvents evaporated *in vacuo*. The crude product was purified by flash column chromatography (silica; EtOAc in DCM 0/100 to 50/50). The desired fractions were collected and the solvents evaporated *in vacuo* to yield
- 15 intermediate compound **I-15** as a pale yellow oil (9.6 g, 98%).

In a procedure analogous to that described for intermediate **I-15**, the following intermediates were synthesized:

Starting Material	Reagent	Intermediate Product
I-10	 (solvent : toluene/DMF)	 I-16
I-10	 (solvent: toluene)	 I-17

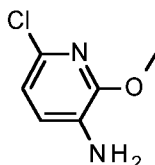
Starting Material	Reagent	Intermediate Product
I-10	 (solvent: toluene/DMF)	 I-18
I-10	 (solvent: toluene)	 I-19
I-10	 (solvent: toluene)	 I-20 (*)
I-10	 (solvent: toluene)	 I-21
I-10	 (solvent: toluene/DMF)	 I-22 (**)
I-10	 (solvent: toluene)	 I-23

Starting Material	Reagent	Intermediate Product
I-10	 (solvent: toluene)	 I-24
I-10	 (solvent: toluene)	 I-25
I-10	 (solvent: toluene)	 I-26
I-10	 (solvent: toluene)	 I-27
I-10	 (solvent: toluene)	 I-28
I-13	 (solvent: toluene)	 I-29

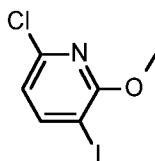
Starting Material	Reagent	Intermediate Product
I-10	 (solvent: toluene)	 I-30
I-10	 (solvent: toluene)	 I-31
I-10	 (solvent: toluene/DMF)	 I-32
I-56		 I-94
I-13	 (solvent: toluene)	 I-98

(*) Intermediate **I-20** was also made according to the procedure described below for **I-34** using 2-chloro-5-(trifluoromethyl)pyridine as the reagent.

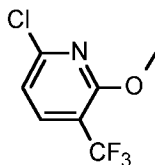
(**) Intermediate **I-22** was also made according to the procedure described below for **I-34**.

Intermediate 33 (I-33)6-Chloro-2-methoxy-pyridin-3-amine (**I-33**)

- Sodium methoxide (25 wt. % in MeOH, 3.7 mL, 64.8 mmol) was added to a stirred solution of 3-amino-2,6-dichloropyridine (3 g, 18.4 mmol) in 1,4-dioxane (30 mL). The mixture was stirred at 140 °C for 20 min under microwave irradiation. The mixture was treated with a sat. sol. NH₄Cl and water and was stirred for 30 min. Then the mixture was extracted with Et₂O, washed with brine, dried (Na₂SO₄), filtered and the solvents concentrated *in vacuo* to yield intermediate compound **I-33** (3.09 g, quant.) as a brown solid which was used in the following step without further purification.

Intermediate 34 (I-34)6-Chloro-3-iodo-2-methoxy-pyridine (**I-34**)

- To a suspension of copper(I) iodide (7.86 g, 41.3 mmol) and *tert*-butyl nitrite (48 mL, 41.3 mmol) in MeCN (600 mL), intermediate **I-33** in MeCN (600 mL) was added slowly at 0 °C for 5 min. The mixture was stirred at 0 °C for 1h. Then it was stirred at 65 °C for 1h. The crude was filtered over celite. The mixture was diluted with water and extracted with Et₂O. The organic phase was separated, dried (Na₂SO₄), filtered and the solvents concentrated *in vacuo* to yield intermediate compound **I-34** (7.96 g, 71%) as a brown oil that was used in the next reaction step without any further purification.

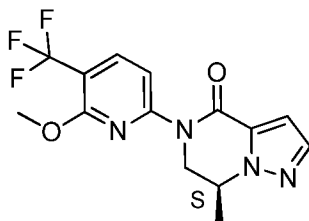
Intermediate 35 (I-35)6-Chloro-2-methoxy-3-(trifluoromethyl)pyridine (**I-35**)

- Copper(I) iodide (8.44 g, 44.3 mmol) was added to a stirred suspension of intermediate **I-34** (7.96 g, 29.53 mmol) and methyl fluorosulphonyldifluoroacetate (8.6 mL, 67.9 mmol) in DMF (60 mL). The mixture was stirred at 100 °C for 16h. The crude was filtered through celite. The mixture was diluted with Et₂O and extracted with a sat. sol.

of NH_4Cl . The organic layer was separated, dried (Na_2SO_4), filtered and the solvents concentrated *in vacuo* carefully (without heating) to yield intermediate compound **I-35** (8.92 g, 55% pure, 78%).

5 **Intermediate 36 (I-36)**

(7S)-5-[6-Methoxy-5-(trifluoromethyl)-2-pyridyl]-7-methyl-6,7-dihydropyrazolo[1,5-a]pyrazin-4-one (**I-36**)

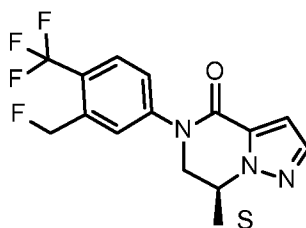


10 $\text{Pd}(\text{PPh}_3)_4$ (4.39 g, 3.798 mmol) was added to a stirred suspension of intermediate **I-10** (5.74 g, 37.98 mmol), intermediate **I-35** (14.88 g, 37.98 mmol), Xantphos (4.40 g, 7.60 mmol), Cs_2CO_3 (24.75 g, 75.958 mmol) in 1,4-dioxane (140 mL) in a sealed tube and under nitrogen. The mixture was stirred at 100 °C for 16h. The mixture was filtered through a pad of diatomaceous earth and washed with DCM. The organic layer was evaporated *in vacuo*. The crude product was purified by flash column chromatography
15 (silica, EtOAc in DCM 0/100 to 50/50). The desired fractions were collected, concentrated *in vacuo*. Then obtained product was purified again by flash column chromatography (silica, EtOAc in DCM 0/100 to 20/80). The desired fractions were collected, concentrated *in vacuo* to yield intermediate compound **I-36** (5.52 g, 44%) as a brown oil that solidified upon standing at rt.

20

Intermediate 37 (I-37)

(7S)-5-[3-(fluoromethyl)-4-(trifluoromethyl)phenyl]-7-methyl-6,7-dihydropyrazolo[1,5-a]pyrazin-4-one (**I-37**)



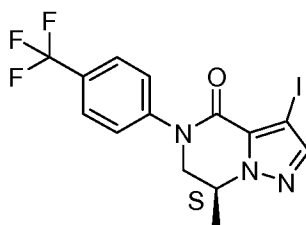
25 *Bis*(2-methoxyethyl)amino-sulfur trifluoride (4.85 mL, 26.33 mmol) was added to a stirred solution of intermediate **I-28** (1.71 g, 5.26 mmol) in DCM (30 mL) at 0 °C and under nitrogen. The mixture was allowed to warm up to rt and stirred at rt for 17h. Then it was treated with a sat. sol. NaHCO_3 at 0 °C and extracted with EtOAc. The organic layer was separated, dried (Na_2SO_4), filtered and concentrated *in vacuo*. The

crude product was purified by flash column chromatography (silica; EtOAc in DCM 0/100 to 30/70). The desired fractions were collected and concentrated *in vacuo* to yield intermediate compound **I-37** (1.1 g, 64%) as colorless oil that solidified upon standing at rt.

5

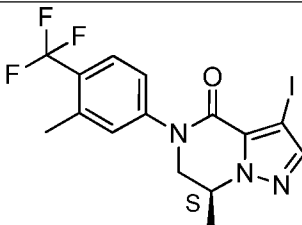
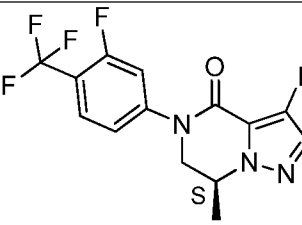
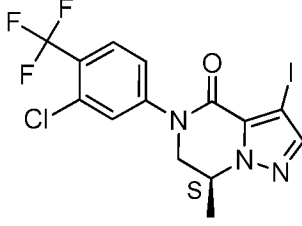
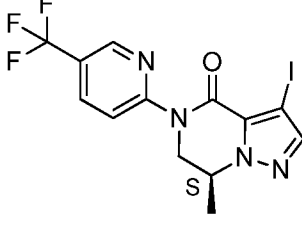
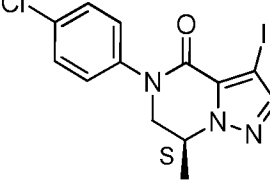
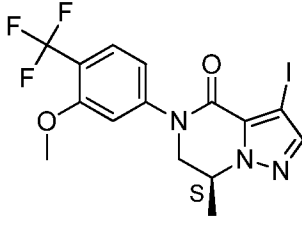
Intermediate 38 (I-38)

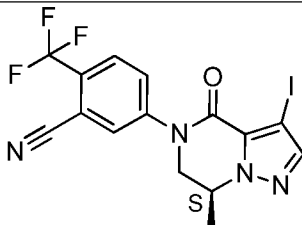
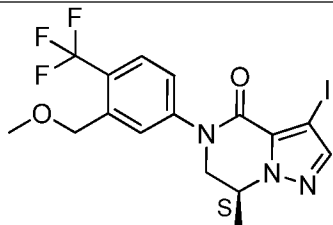
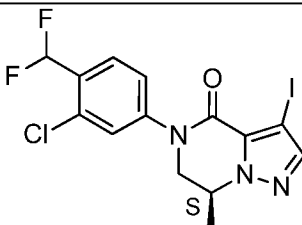
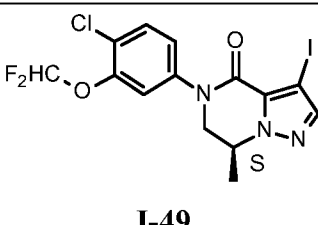
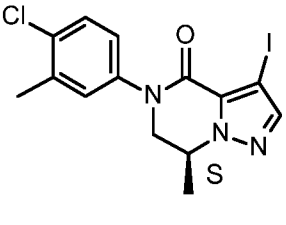
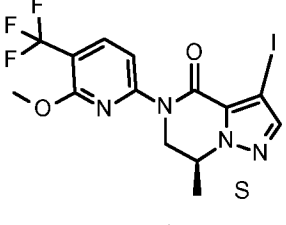
3-Iodo-7*S*-methyl-5-(4-trifluoromethyl-phenyl)-6,7-dihydro-5H-pyrazolo
[1,5-*a*]pyrazin-4-one (**I-38**)

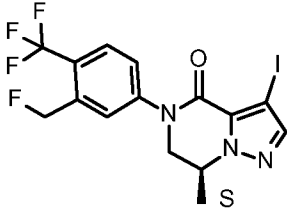
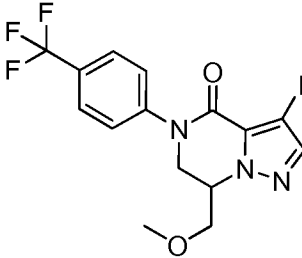
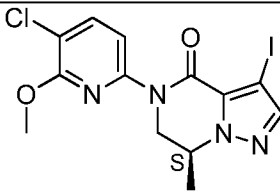
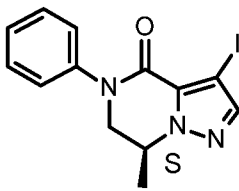
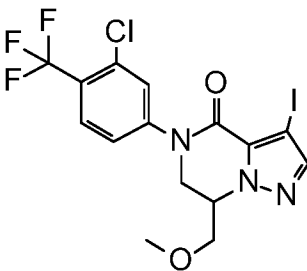


- 10 Iodine (11.55 g, 45.5 mmol) was added to a solution of intermediate **I-15** (19.2 g, 65.0 mmol) and ammonium cerium(IV) nitrate (24.95 g, 45.5 mmol) in MeCN (350 mL). The mixture was stirred at 70 °C for 1h. Then the mixture was diluted with EtOAc and washed with a sat. sol. of Na₂S₂O₃ and brine. The organic layer was separated, dried (Na₂SO₄), filtered and the solvents evaporated *in vacuo*. The residue
- 15 was precipitated with DIPE and then was purified by short column chromatography (silica, DCM) then by flash column chromatography (silica; DCM in heptane 50/50 to 100/0). The desired fractions were collected and the solvents evaporated *in vacuo* to yield intermediate compound **I-38** as a solid (24.8 g, 90%).
- 20 In a procedure analogous to that described for intermediate **I-38**, the following intermediates were synthesized:

Starting Material	Intermediate obtained
I-16	<p>I-39</p>

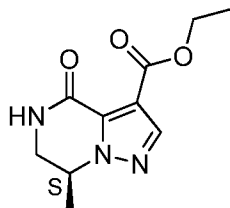
Starting Material	Intermediate obtained
I-17	 I-40
I-18	 I-41
I-19	 I-42
I-20	 I-43
I-21	 I-44
I-22	 I-45

Starting Material	Intermediate obtained
I-23	 I-46
I-24	 I-47
I-25	 I-48
I-26	 I-49
I-27	 I-50
I-31	 I-51

Starting Material	Intermediate obtained
I-37	 I-52
I-29	 I-53
I-30	 I-54
I-32	 I-55
I-98	 I-99

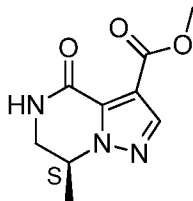
Intermediate 56 (I-56)

Ethyl (7*S*)-7-methyl-4-oxo-6,7-dihydro-5H-pyrazolo[1,5-*a*]pyrazine-3-carboxylate
(I-56)



- 5 Et₃N (12 mL, 86.62 mmol) was added to a mixture of intermediate **I-9** (8 g, 28.87 mmol), Pd(OAc)₂ (129 mg, 0.577 mmol) and dppf (640 mg, 1.155 mmol) in EtOH (30 mL) and 1,4-dioxane (30 mL) under CO atmosphere (6 atm) at 95 °C for 18h. The mixture was diluted with sat. NaHCO₃ and EtOAc was added. The aqueous phase was extracted with EtOAc and DCM/MeOH 9/1. The combined organics were dried
- 10 (MgSO₄), filtered and evaporated. The crude product was purified by flash column chromatography (silica; EtOAc in DCM 5/100 to 70/30). The desired fractions were collected and concentrated *in vacuo* to yield intermediate compound **I-56** (5 g, 74%) as a beige solid.

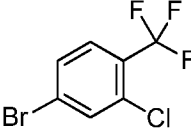
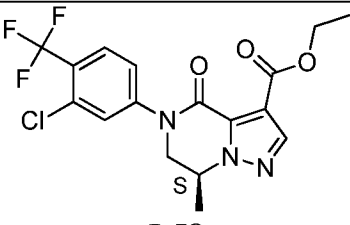
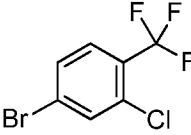
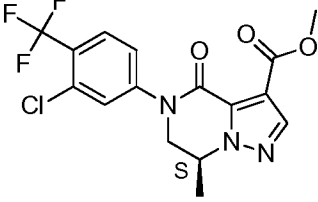
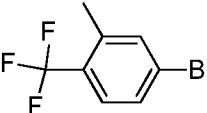
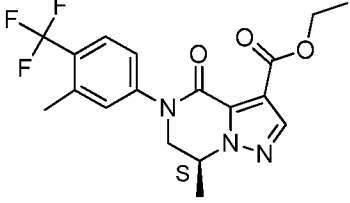
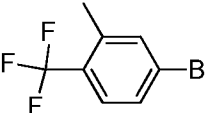
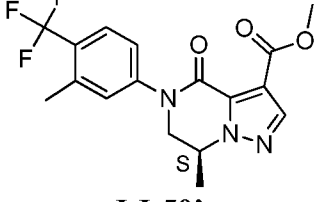
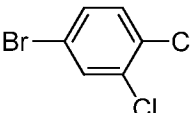
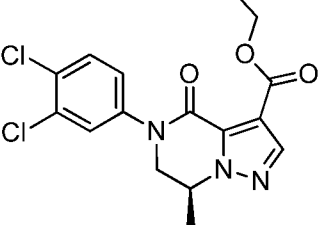
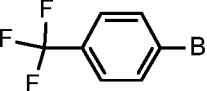
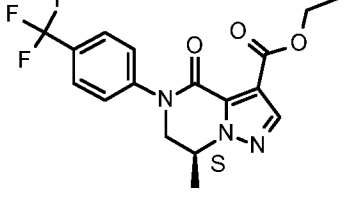
15 **Intermediate 56' (I-56')**

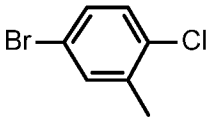
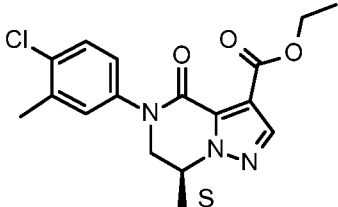
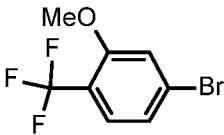
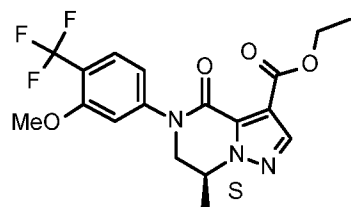
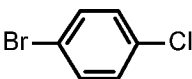
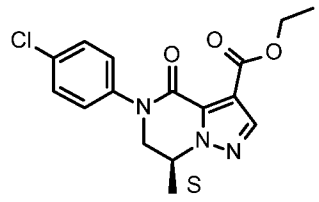
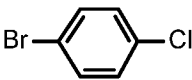
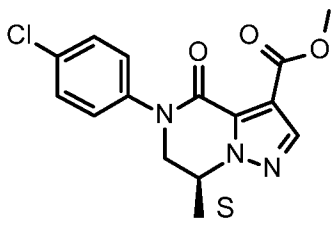


- Intermediate **56'** was synthesized following a procedure analogous to that described for **I-56**, starting from **I-9**, and using Pd(dppf)Cl₂ as catalyst and DMF as solvent. After the reaction took place, the reaction mixture was filtered through diatomaceous earth, the
- 20 solvents concentrated and the crude product purified by flash column chromatography (silica; EtOAc in petroleum ether 1/10 to 1/0).

In a procedure analogous to that described for intermediate **I-15**, the following intermediates were synthesized:

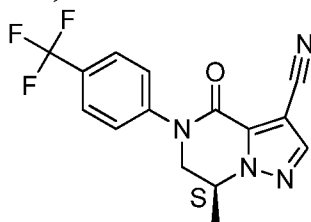
Starting Material	Reagent	Intermediate Product
I-56		
		I-57

Starting Material	Reagent	Intermediate Product
I-56		 I-58
I-56'		 I-58'
I-56		 I-59
I-56'		 I-I-59'
I-56		 I-60
I-56		 I-61

Starting Material	Reagent	Intermediate Product
I-56		 I-62
I-56		 I-63
I-56		 I-64
I-56'		 I-64'

Intermediate 65 (I-65)

(7*S*)-7-Methyl-4-oxo-5-[4-(trifluoromethyl)phenyl]-6,7-dihydropyrazolo
[1,5-*a*]pyrazine-3-carbonitrile (**I-65**)

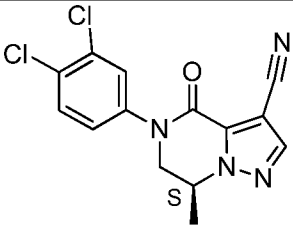
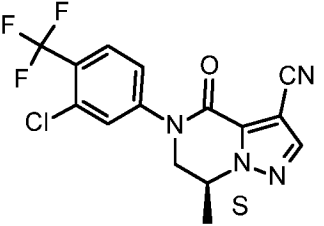
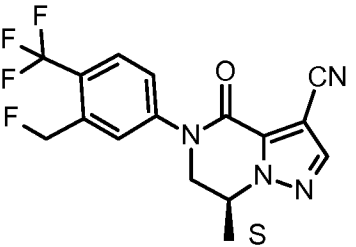


5

A mixture of intermediate **I-35** (1.6 g, 3.80 mmol), zinc cyanide (579 mg, 4.94 mmol) and PdCl₂(dppf) (139 mg, 0.19 mmol) in DMF (14.7 mL) was stirred at 150 °C for 16h. The crude product was filtered through a pad of diatomaceous earth and the solvent was evaporated *in vacuo*. The crude product was purified by flash column

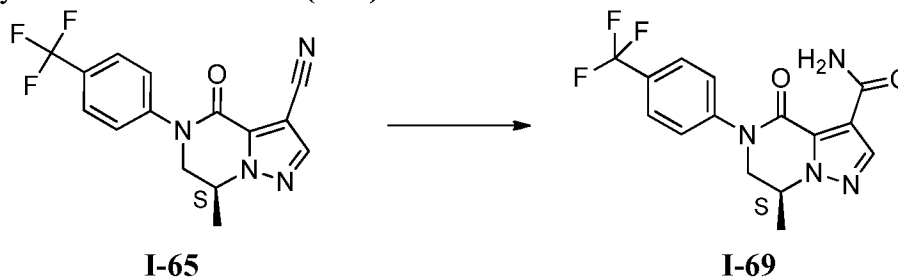
chromatography (silica; DCM). The desired fractions were collected and evaporated *in vacuo* to give intermediate compound **I-65** (1.21 g, 99%).

Following a procedure analogous to that described for intermediate **I-65**, the following intermediate was also synthesized:

Starting Material	Intermediate
I-39	 I-66
I-42	 I-67
I-52	 I-68

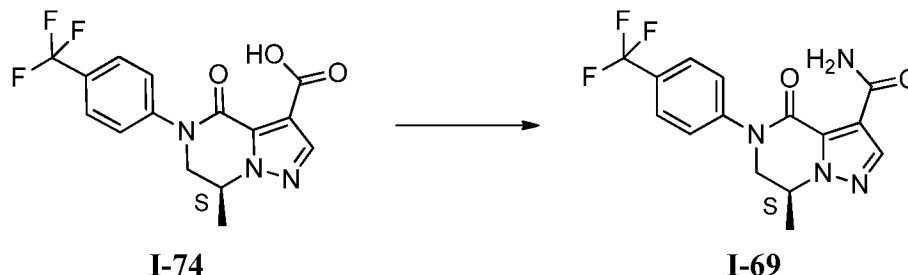
Intermediate 69 (**I-69**)

(7*S*)-7-methyl-4-oxo-5-[4-(trifluoromethyl)phenyl]-6,7-dihydropyrazolo [1,5-*a*]pyrazine-3-carboxamide (**I-69**)



10 Procedure A) : A mixture of intermediate **I-65** (468 mg, 1.461 mmol) in concentrated sulfuric acid (2.3 mL) was stirred at rt for 18h. The mixture was poured onto ice and then it was carefully basified with an aq sol. NH_4OH . The mixture was extracted with

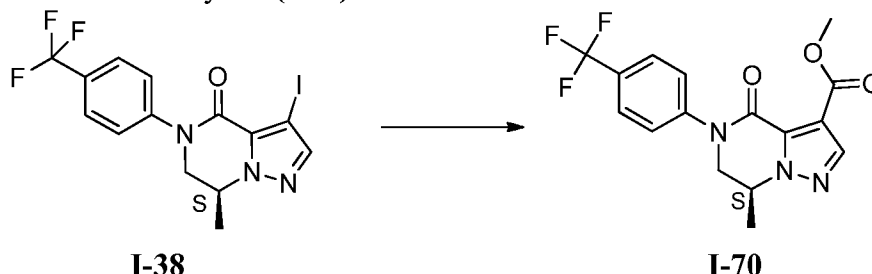
EtOAc. The organic layer was separated, dried (Na₂SO₄), filtered and the solvents concentrated *in vacuo* to yield intermediate compound **I-69** (488 mg, 99%) as a white solid.



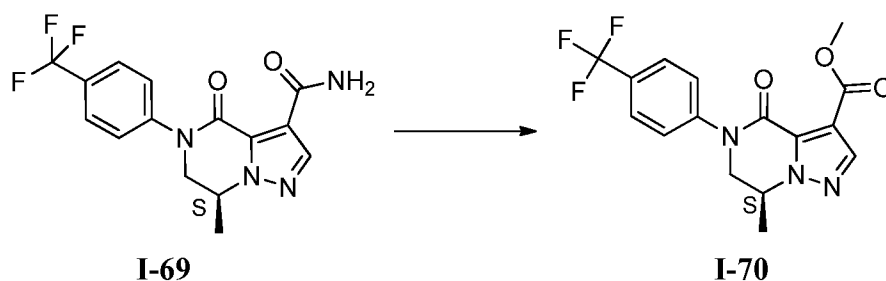
- Procedure B) : HBTU (285 mg, 0.752 mmol) was added portionwise to a stirred solution of intermediate **I-74** (170 mg, 0.501 mmol), NH₄Cl (53 mg, 1.002 mmol) and DIPEA (0.248 mL, 1.503 mmol) in DMF (5 mL). The mixture was stirred at rt for 3 days. The mixture was poured into sat. sol. NaHCO₃ and extracted with EtOAc. The organic layer was separated, dried (MgSO₄), filtered and evaporated *in vacuo*. The crude was purified by reverse phase from 75% H₂O (25mM NH₄HCO₃) - 25% MeCN-MeOH to 0% H₂O (25 mM NH₄HCO₃) - 100% MeCN-MeOH. The desired fractions were collected and the solvents concentrated *in vacuo*. The crude product was triturated with DIPE to yield intermediate compound **I-69** (145 mg, 86%) as a white solid.

Intermediate 70 (**I-70**)

Methyl (7*S*)-7-methyl-4-oxo-5-[4-(trifluoromethyl)phenyl]-6,7-dihydropyrazolo [1,5-*a*]pyrazine-3-carboxylate (**I-70**)



- Procedure A) : A mixture of intermediate **I-38** (1.5 g, 3.56 mmol), Pd(OAc)₂ (16 mg, 0.071 mmol), dppf (78 mg, 0.142 mmol) and Et₃N (1.48 mL, 10.68 mmol) in MeOH (15 mL) and 1,4-dioxane (15 mL) was stirred under CO atmosphere (6 atm) at 95 °C for 18h. The mixture was diluted with sat. sol. NaHCO₃ and EtOAc were added. The aqueous phase was extracted once more. The combined organic layers were washed with water (x2), brine (x2), dried (MgSO₄), filtered and evaporated *in vacuo*. The crude product was purified by flash column chromatography (silica; EtOAc in Heptane 0/100 to 70/30). The desired fractions were collected and concentrated *in vacuo* to yield intermediate compound **I-70** (1.23 g, 95%) as a beige solid.



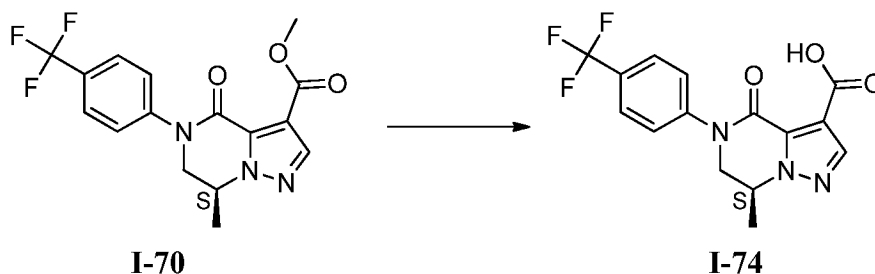
Procedure B) : To a solution of intermediate **I-69** (780 mg, 2.31 mmol) in MeOH (9.3 mL) was added *N,N*-dimethylformamide dimethyl acetal (0.92 mL, 6.92 mmol) at rt. The mixture was stirred at 45 °C for 24h. The mixture was diluted with sat. aq. NH₄Cl and extracted with DCM. The organic layer was dried (Na₂SO₄), filtered and concentrated *in vacuo* to yield intermediate **I-70** (795 mg, 97%) as a white solid.

Following a procedure analogous to procedure A) described for intermediate **I-70**, the following intermediates were also synthesized:

Starting Material	Intermediate Product
I-54	<p style="text-align: center;">I-71</p>
I-51	<p style="text-align: center;">I-72</p>
I-53	<p style="text-align: center;">I-73</p>

Intermediate 74 (I-74)

(7*S*)-7-methyl-4-oxo-5-[4-(trifluoromethyl)phenyl]-6,7-dihydropyrazolo [1,5-*a*]pyrazine-3-carboxylic acid (**I-74**)

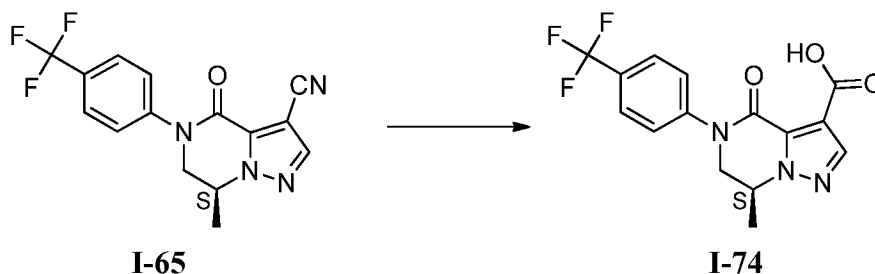


Procedure A) : NaOH (2 M in water, 0.743 mL, 1.486 mmol) was added to a mixture of intermediate **I-70** (500 mg, 1.415 mmol) in MeOH (5 mL). The mixture was stirred at 50 °C for 4h. Then HCl (1 N) was added until pH= 4-5 at 0 °C. The mixture was diluted with EtOAc and washed with water. Then the organic layer was separated, dried (MgSO₄), filtered and the solvent evaporated *in vacuo* to yield intermediate compound **I-74** (500 mg) as a beige solid which was used in the subsequent step without further purification.

Following a procedure analogous to procedure A) described for intermediate **I-74**, the following intermediates were also synthesized:

Starting Material	Intermediate Product
I-73	<p style="text-align: center;">I-96</p>

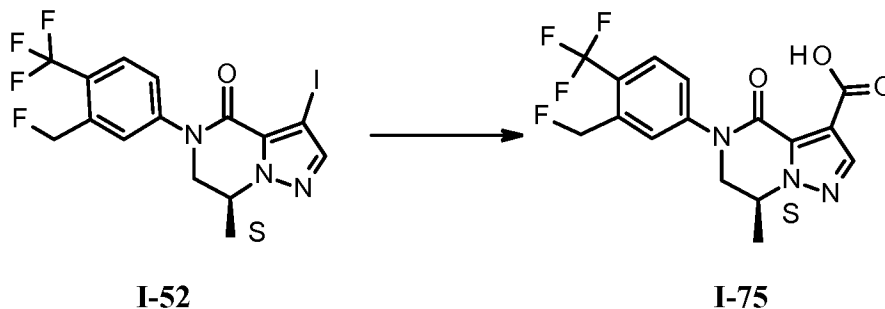
Procedure B): LiOH (2 mg, 0.078 mmol) was added to a stirred mixture of intermediate **I-70** (25 mg, 0.071 mmol) in 1,4-dioxane (1 mL) and water (0.1 mL) at rt. The mixture was stirred at rt for 24h and the solvents were concentrated *in vacuo* to yield intermediate compound **I-74** (23 mg, 74%) which was used without further purification.



- Procedure C) : A stirred solution of intermediate **I-65** (1.99 g, 6.213 mmol) in HCl (3.9 mL, 37% in water) was stirred at 110 °C for 18h. Then, HCl (3.9 mL, 37% in water) was added and the mixture was stirred at 110 °C for 16h. The mixture was allowed to reach rt and then the solvents were evaporated *in vacuo*. The residue was dissolved in water and extracted with DCM. The organic layer was separated, dried (Na₂SO₄), filtered and the solvents evaporated *in vacuo* to give intermediate compound **I-74** (2 g, 95%) as a cream solid.

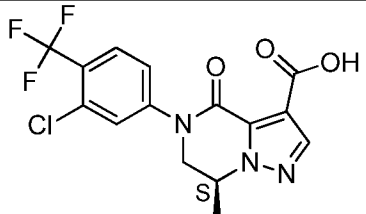
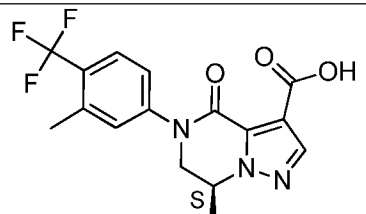
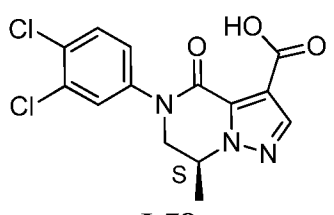
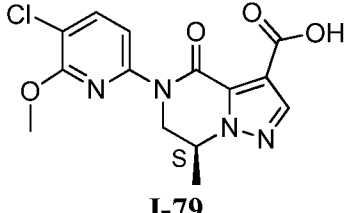
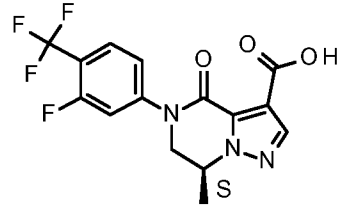
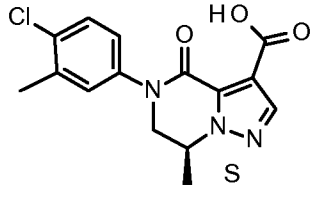
Intermediate 75 (I-75)

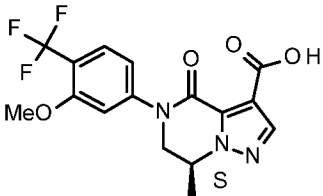
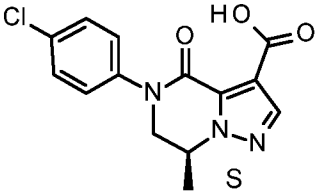
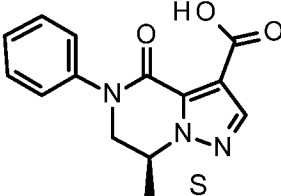
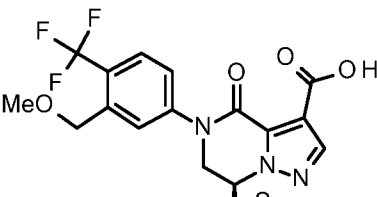
(7*S*)-5-[3-(fluoromethyl)-4-(trifluoromethyl)phenyl]-7-methyl-4-oxo-6,7-dihydropyrazolo[1,5-*a*]pyrazine-3-carboxylic acid **I-75**



- Procedure D) : Et₃N (0.174 mL, 1.257 mmol) was added to a mixture of intermediate **I-52** (170 mg, 0.375 mmol), Pd(OAc)₂ (2 mg, 0.008 mmol), dppf (9 mg, 0.016 mmol), 3-aminopyridine (35 mg, 0.375 mmol) in 1,4-dioxane (30 mL). The mixture was stirred under CO atmosphere (6 atm) at 90 °C for 18h. The mixture was filtered and concentrated *in vacuo*. The crude was purified by flash column chromatography (silica; DCM/MeOH 9:1 in DCM 5/95 to 70/30). The desired fractions were collected and concentrated *in vacuo* to yield intermediate compound **I-75** (160 mg, 85% pure, 98%).

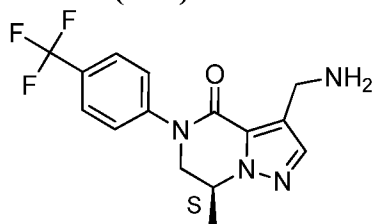
Following procedures A)-D) as indicated, analogous to those described for intermediates **I-74** and **I-75**, the following compounds were also synthesized:

Starting Material	Procedure	Intermediate Product
I-58 I-42	A) D)	 I-76
I-59 I-40	A) D)	 I-77
I-60 I-66 I-39	A) C) D)	 I-78
I-71	A)	 I-79
I-57 I-41	A) D)	 I-80
I-62	A)	 I-81

Starting Material	Procedure	Intermediate Product
I-63	A)	 I-82
I-64 I-44	A) D)	 I-83
I-55	D)	 I-84
I-47	D)	 I-85

Intermediate 86 (I-86)

(7*S*)-3-(aminomethyl)-7-methyl-5-[4-(trifluoromethyl)phenyl]-6,7-dihydropyrazolo[1,5-*a*]pyrazin-4-one (**I-86**)



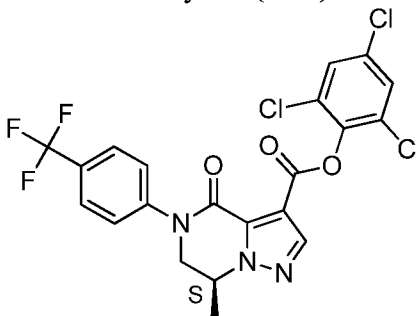
5

A solution of intermediate **I-65** (440 mg, 1.374 mmol) in 7 M NH₃ in MeOH (26.4 mL) was hydrogenated in an H-cube® reactor (Raney Ni short cartridge, 1 mL/min, 80 °C, full H₂, 2 cycles). The solvent was concentrated *in vacuo* to yield intermediate compound **I-86** (460 mg, 98%) as a colorless oil.

10

Intermediate 87 (I-87)

(2,4,6-Trichlorophenyl) (7*S*)-7-methyl-4-oxo-5-[4-(trifluoromethyl)phenyl]-6,7-dihydropyrazolo[1,5-*a*]pyrazine-3-carboxylate (**I-87**)



- 5 A mixture of intermediate **I-38** (800 mg, 1.90 mmol), Pd(OAc)₂ (13 mg, 0.057 mmol), Xantphos (66 mg, 0.114 mmol) and Et₃N (0.528 mL, 3.80 mmol) in 1,4-dioxane (4.8 mL) was degassed for 5 min and then it was stirred under nitrogen at 70 °C for 5 min. Then a solution of 2,4,6-trichlorophenyl formate (prepared as described in Org. Lett. **2014**, 5370-5373) (728 mg, 3.230 mmol) in degassed toluene (7.2 mL) was added with
- 10 a syringe pump over 4h. The crude product was filtered through a filter and the solvent was concentrated *in vacuo*. The crude product was purified by flash column chromatography (silica; DCM). The desired fractions were collected and evaporated *in vacuo* to give a residue which was purified by RP HPLC (Stationary phase: C₁₈ XBridge 30 x 100 mm 5 μm), Mobile phase: Gradient from 54% 0.1% NH₄CO₃H/NH₄OH pH 9 solution in Water, 46% MeCN to 64% 0.1% NH₄CO₃H/NH₄OH pH 9 solution in Water, 36% MeCN), to yield intermediate compound **I-87** (390 mg, 80% pure, 31%).

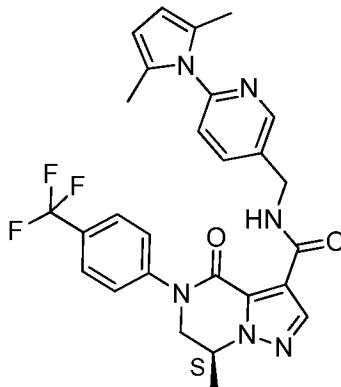
Following a procedure analogous to that described for intermediate **I-87**, the following

20 intermediates were also synthesized:

Starting Material	Intermediate
I-39	<p>I-88</p>

Intermediate 89 (I-89)

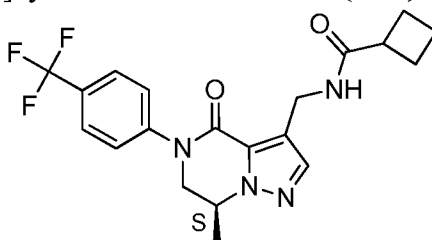
(7*S*)-*N*-[[6-(2,5-Dimethylpyrrol-1-yl)-3-pyridyl]methyl]-7-methyl-4-oxo-5-[4-(trifluoromethyl)phenyl]-6,7-dihydropyrazolo[1,5-*a*]pyrazine-3-carboxamide (**I-89**)



- 5 HBTU (0.101 g, 0.266 mmol) was added portionwise to a stirred solution of intermediate **I-74** (60 mg, 0.177), 6-(2,5-dimethyl-1H-pyrrol-1-yl)-3-pyridinemethanamine (CAS: 1531539-96-4, 43 mg, 0.212 mmol) and DIPEA (87.8 μ L, 0.531 mmol) in DMF (3 mL). The mixture was stirred at rt for two days. The mixture was diluted with sat. NaHCO₃ aq. sol. and extracted with EtOAc. Then the organic
- 10 layer was separated, dried (MgSO₄), filtered and evaporated *in vacuo*. The crude product was purified by flash column chromatography (silica; EtOAc in DCM 5/100 to 30/70). The desired fractions were collected and the solvents concentrated *in vacuo* to yield intermediate compound **I-89** (75 mg, 80%) as a colorless oil.

15 **Intermediate 90 (I-90)**

N-[[[(7*S*)-7-methyl-4-oxo-5-[4-(trifluoromethyl)phenyl]-6,7-dihydropyrazolo[1,5-*a*]pyrazin-3-yl]methyl]cyclobutanecarboxamide (**I-90**)

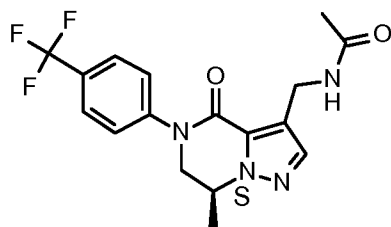


- To a solution of intermediate **I-86** (240 mg, 0.555 mmol), PyBOP® (289 mg, 0.555 mmol) and Et₃N (116 μ L, 0.832 mmol) in DCM (2.1 mL) was added
- 20 cyclobutanecarboxylic acid (56 mg, 0.555 mmol). The mixture was stirred at rt for 1h. Then the mixture was diluted with water and extracted with DCM. The organic layer was dried (Na₂SO₄), filtered and concentrated *in vacuo*. The crude product was purified by flash column chromatography (silica; 7N NH₃ in MeOH/DCM 0/100 to 3/97). The
- 25 desired fractions were collected and the solvents concentrated *in vacuo*. The residue was further purified by RP HPLC (Stationary phase: C18 XBridge 30 x 100 mm 5 μ m;

mobile phase: gradient from 67% 0.1% $\text{NH}_4\text{CO}_3\text{H}/\text{NH}_4\text{OH}$ pH 9 solution in water, 33% MeCN to 50% 0.1% $\text{NH}_4\text{CO}_3\text{H}/\text{NH}_4\text{OH}$ pH 9 solution in water, 50% MeCN), to yield intermediate compound **I-90** (145 mg, 64%).

5 Intermediate 91 (I-91)

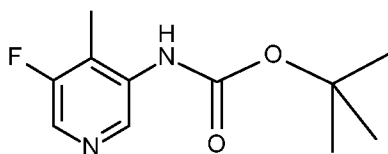
N-[[[(7*S*)-7-methyl-4-oxo-5-[4-(trifluoromethyl)phenyl]-6,7-dihydropyrazolo[1,5-*a*]pyrazin-3-yl]methyl]acetamide (**I-91**)



Acetyl chloride (52 μL , 0.74 mmol) was added to a stirred solution of intermediate **I-86** (0.24 g, 0.74 mmol) and Et_3N (103 μL , 0.74 mmol) in DCM (5 mL) at -78°C under nitrogen. The mixture was stirred at -78°C for 1h and then quenched by the addition of sat. aq. Na_2CO_3 . The mixture was allowed to reach rt and the organic layer was separated, dried (Na_2SO_4), filtered and the solvents concentrated *in vacuo*. The crude product was purified by flash column chromatography (silica; MeOH in DCM 0/100 to 8/92) to yield intermediate compound **I-91** (230 mg, 76% pure, 64%).

A sample was purified by RP HPLC (Stationary phase: C18 Sunfire 19 x 100 mm 5 μm , Mobile phase: Gradient from 80% 0.1% HCOOH solution in Water, 20% MeCN to 0% 0.1% HCOOH solution in Water, 100% MeCN) and the residue was dissolved in DCM and washed with aq. NaHCO_3 . The organic layer was dried (Na_2SO_4), filtered and the solvents concentrated *in vacuo* to yield intermediate compound **I-91** (20 mg) as a colorless oil.

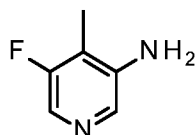
Intermediate 92 (I-92)



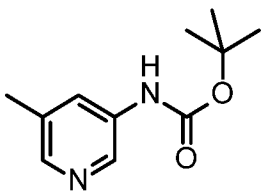
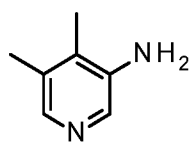
Butyllithium (2.5M in hexanes, 13.3 mL, 33.21 mmol) was added dropwise to a stirred solution of (5-fluoro-3-pyridinyl)-carbamic acid 1,1-dimethylethyl ester (CAS: 342603-20-7, 2.82 g, 13.28 mmol) in THF (97 mL) at -78°C (keeping $T_{\text{int}} < -65^\circ\text{C}$). The resulting mixture was warmed to -30°C and stirred at this temperature for 2h. The solution was cooled to -78°C and methyl iodide (3.3 mL, 53.15 mmol) was added dropwise, (keeping $T_{\text{int}} < -70^\circ\text{C}$). The resulting solution was stirred at -78°C for 1.5h

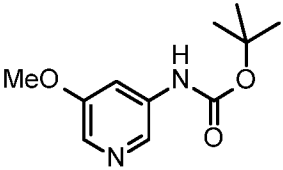
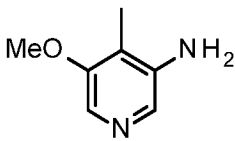
- and then quenched by addition of water (5 mL). The mixture was diluted with EtOAc and water. The organic phase was separated, dried (Na₂SO₄), filtered and the solvents concentrated *in vacuo*. The crude product was purified by flash column chromatography (silica; EtOAc in Heptane 0/100 to 30/70). The desired fractions were collected and concentrated *in vacuo* to yield intermediate compound **I-92** (2.67 g, 89%) as a pale yellow oil.

Intermediate 93 (I-93)



- Trifluoroacetic acid (4.54 mL, 59.00 mmol) was added to a stirred solution of intermediate **I-92** (2.67 g, 11.81 mmol) in DCM (42 mL). The mixture was stirred at rt for 1h. The solvent was concentrated *in vacuo*. The residue was dissolved in DCM and washed with a sat sol of Na₂CO₃. The organic layer was separated, dried (Na₂SO₄), filtered and the solvents concentrated *in vacuo* to yield intermediate compound **I-93** (1.07 g, 72%) as a pale brown solid. The aqueous phase was further extracted with DCM/EtOH (9/1). The organic layer was separated, dried (Na₂SO₄), filtered and the solvents concentrated *in vacuo* to yield a second fraction of intermediate compound **I-93** (460 mg, 83% pure, 25%) as a brown oil.
- Following a sequence analogous to that described for compound **I-93**, the following compounds were also synthesized:

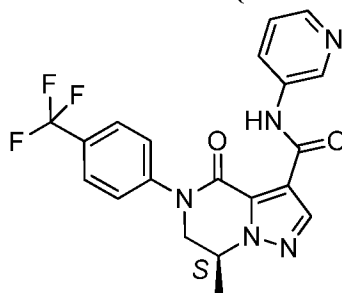
Reagent	Intermediate
	 I-94

Reagent	Intermediate
	 <p>I-95</p>

Preparation of final compounds

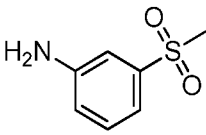
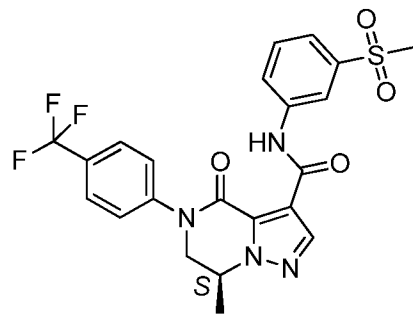
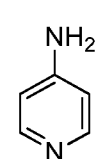
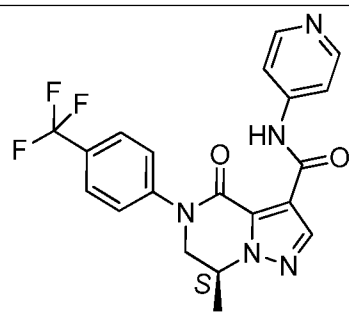
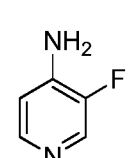
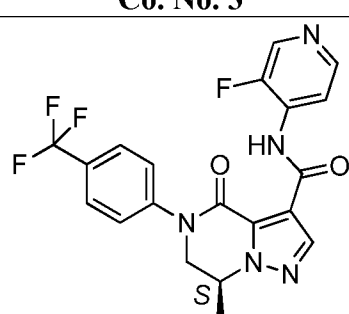
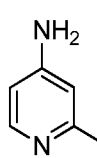
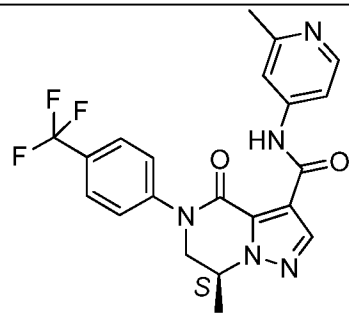
Example 1 (E-1)

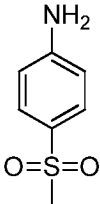
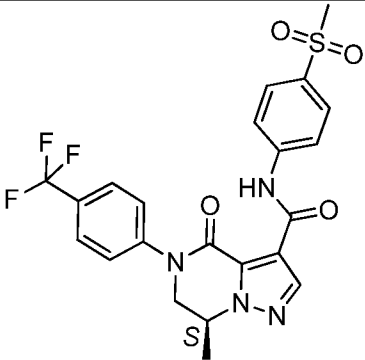
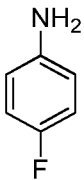
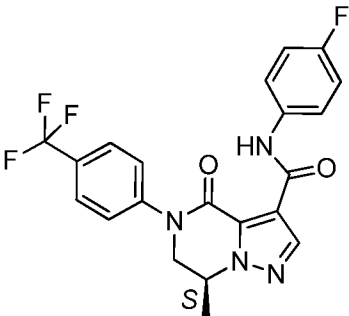
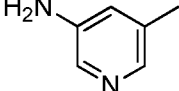
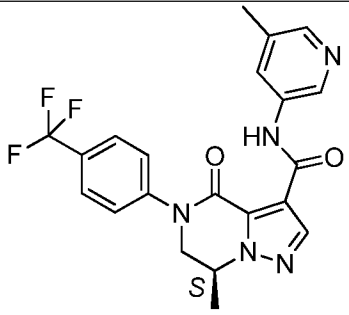
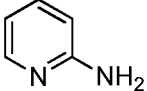
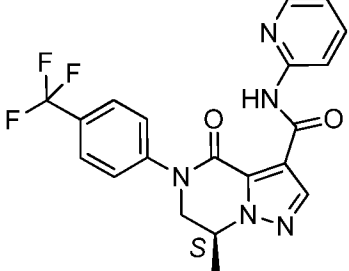
(7*S*)-7-methyl-4-oxo-*N*-(3-pyridyl)-5-[4-(trifluoromethyl)phenyl]-6,7-dihydropyrazolo[1,5-*a*]pyrazine-3-carboxamide (**Co. No. 1**)

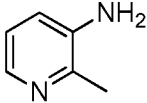
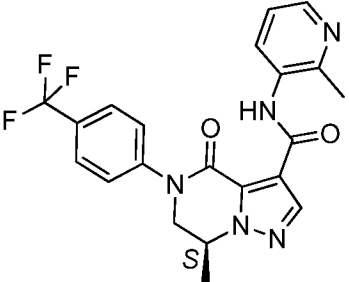
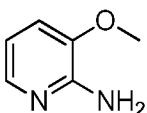
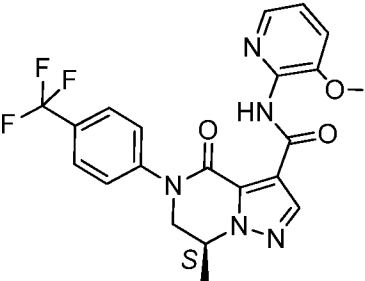
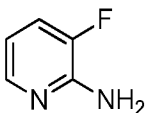
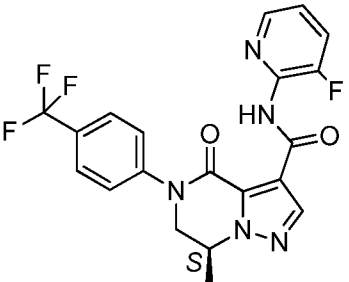
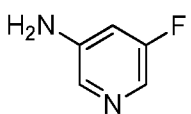
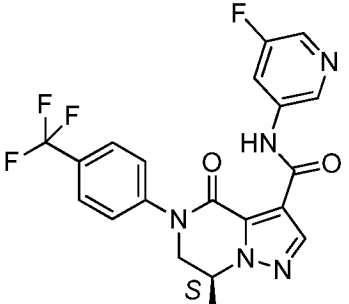


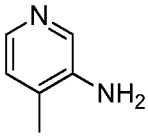
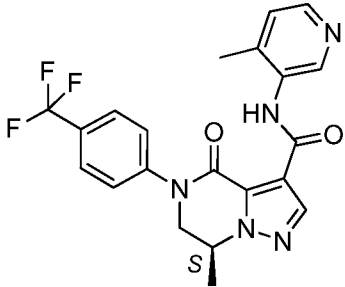
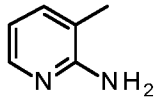
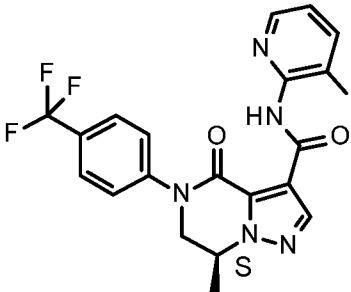
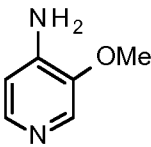
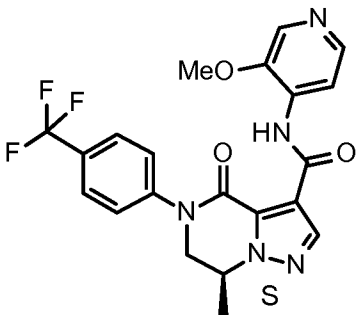
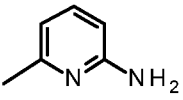
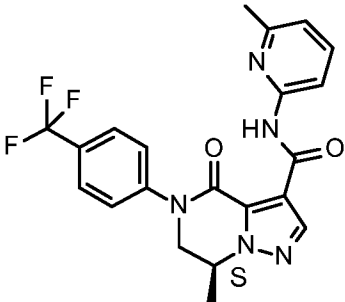
DMAP (70 mg, 0.575 mmol) was added to intermediate **I-74** (130 mg, 0.383 mmol), 3-aminopyridine (36 mg, 0.383 mmol) in dry DCM (10 mL). Molecular sieves powder (1 g, 4 Å, activated) was added and the mixture was stirred at rt for 1h. EDCI.HCl (110 mg, 0.575 mmol) was added portionwise and the mixture was stirred at rt for 24h. The mixture was filtered through a pad of diatomaceous earth and the filtrate was washed twice with 10% aq. NH₄Cl sol. The organic layers were combined, dried (MgSO₄), filtered and the solvents evaporated *in vacuo*. The crude product was purified by flash column chromatography (silica; DCM/MeOH 20:1 in DCM 5/95 to 70/30). The desired fractions were collected and the solvents concentrated *in vacuo*. The solid was triturated with DIPE to yield final compound **Co. No. 1** (141 mg, 87%) as a white solid. ¹H NMR (300 MHz, CDCl₃) δ ppm 1.79 (d, *J*=6.6 Hz, 3 H) 4.06 (dd, *J*=12.9, 7.3 Hz, 1 H) 4.35 (dd, *J*=12.8, 4.3 Hz, 1 H) 4.79 - 4.96 (m, 1 H) 7.27 - 7.35 (m, 1 H) 7.57 (d, *J*=8.4 Hz, 2 H) 7.82 (d, *J*=8.4 Hz, 2 H) 8.23 - 8.41 (m, 2 H) 8.37 (s, 1 H) 8.85 (br. s., 1 H) 12.10 (br. s., 1 H).

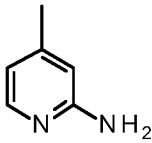
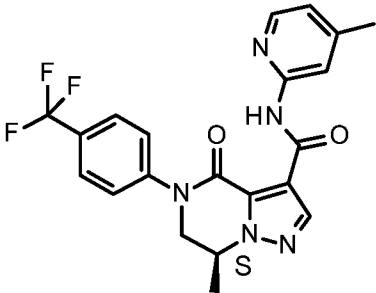
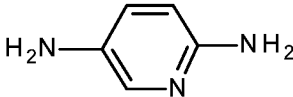
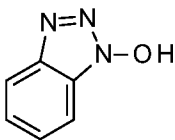
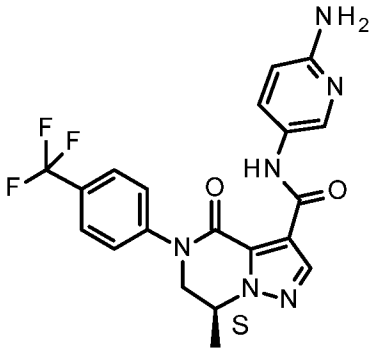
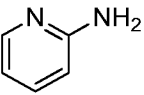
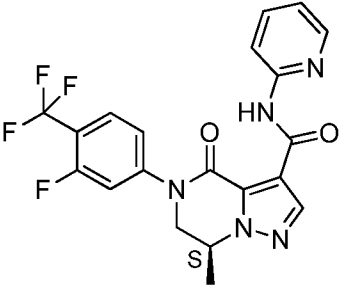
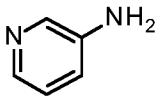
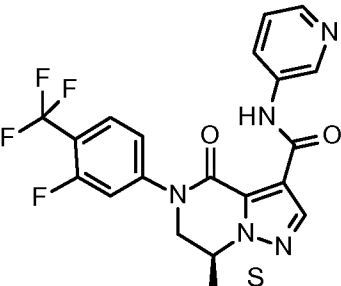
Following a procedure analogous to that described for **E-1**, the following compounds were also synthesized:

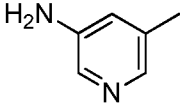
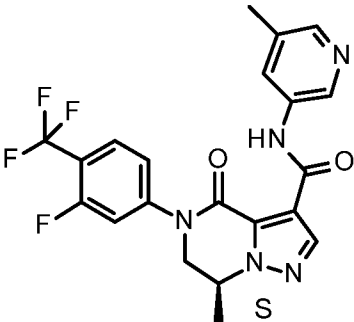
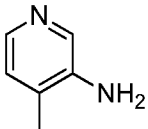
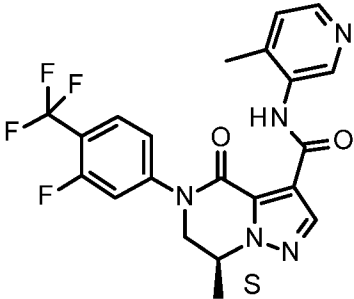
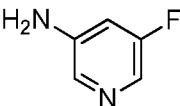
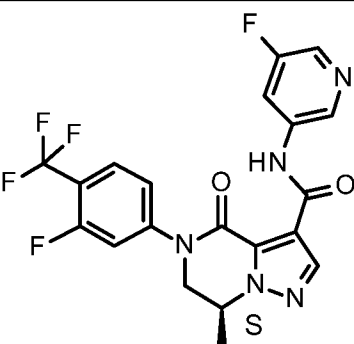
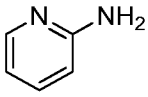
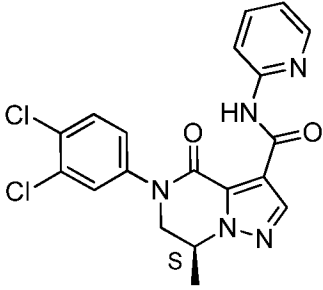
Intermediate	Reagent	Final Compound
I-74		 Co. No. 2
I-74		 Co. No. 3
I-74		 Co. No. 4
I-74		 Co. No. 5

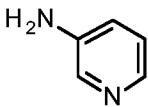
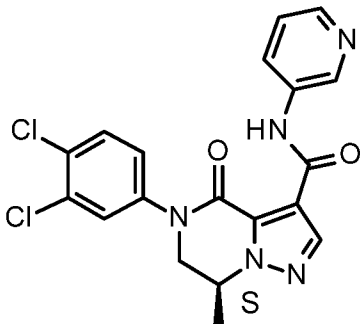
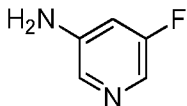
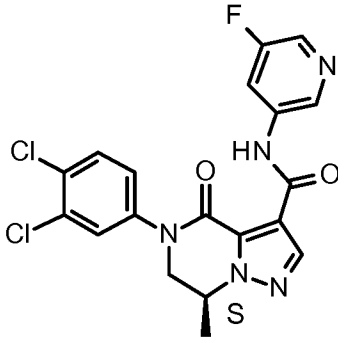
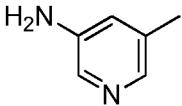
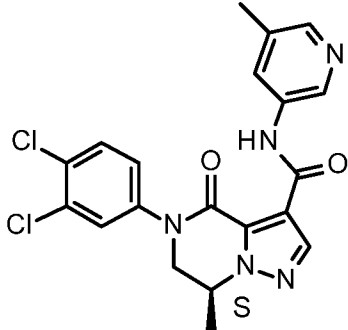
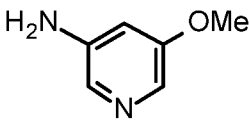
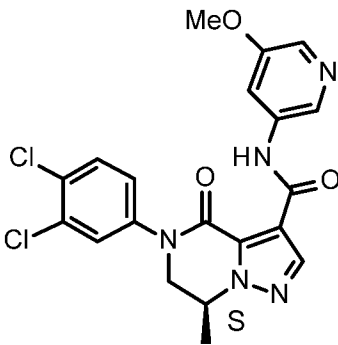
Intermediate	Reagent	Final Compound
I-74		 Co. No. 6
I-74		 Co. No. 7
I-74		 Co. No. 8
I-74		 Co. No. 9

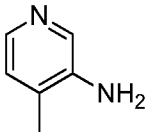
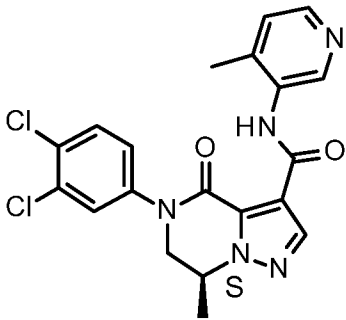
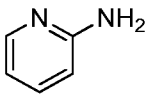
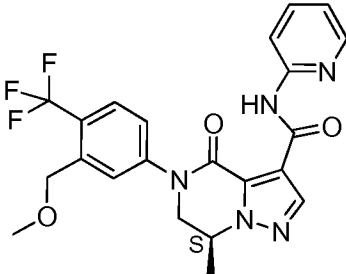
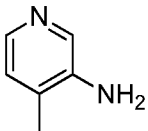
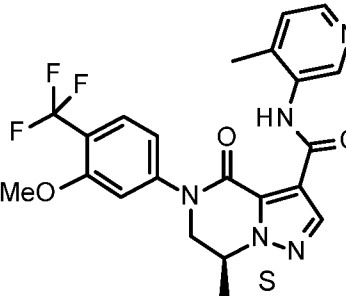
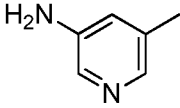
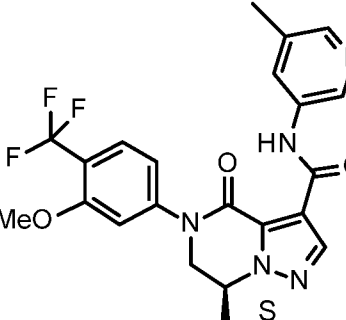
Intermediate	Reagent	Final Compound
I-74		 Co. No. 10
I-74		 Co. No. 11
I-74		 Co. No. 12 (free base) Co. No. 12a (HCl salt)
I-74		 Co. No. 13 (free base) Co. No. 13a (HCl salt)

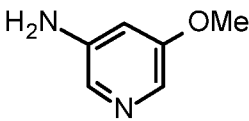
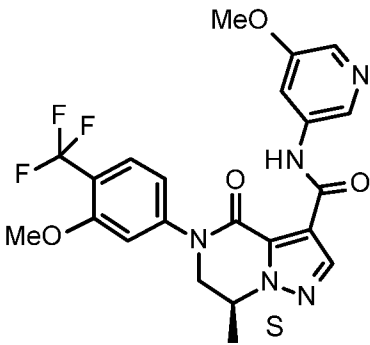
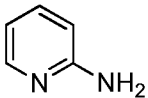
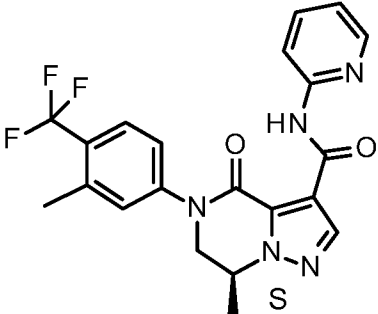
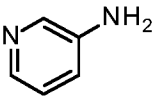
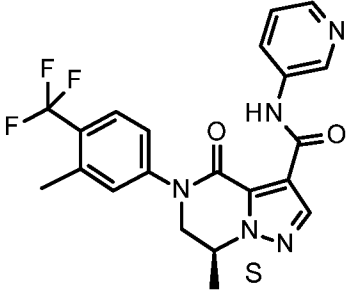
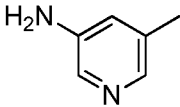
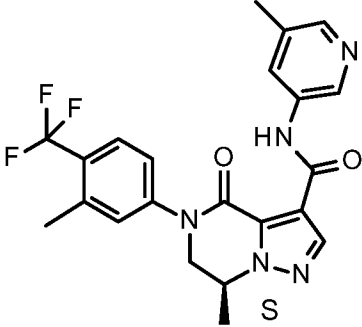
Intermediate	Reagent	Final Compound
I-74		 Co. No. 14
I-74		 Co. No. 15
I-74		 Co. No. 16
I-74		 Co. No. 17

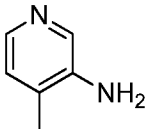
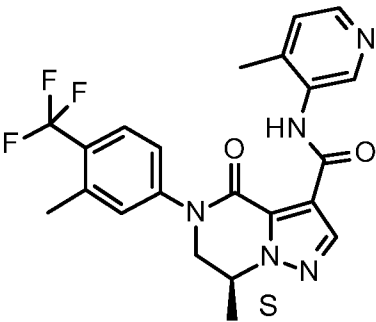
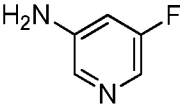
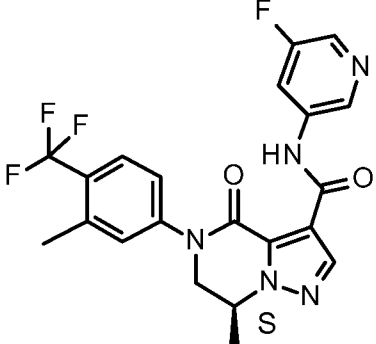
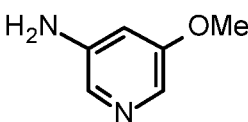
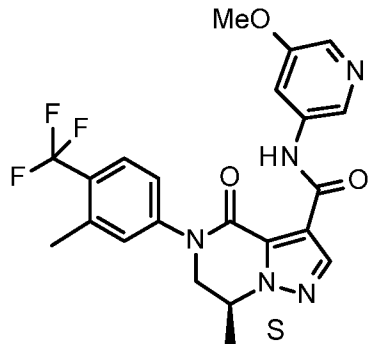
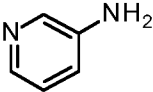
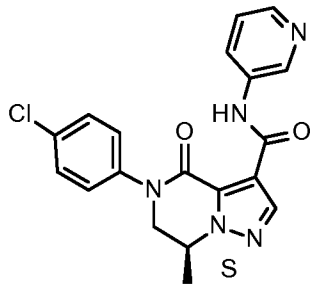
Intermediate	Reagent	Final Compound
I-74		 Co. No. 18
I-74	 +1.1 eq 	 Co. No. 19
I-80		 Co. No. 20 (**)
I-80		 Co. No. 21 (**)

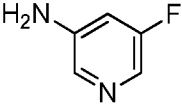
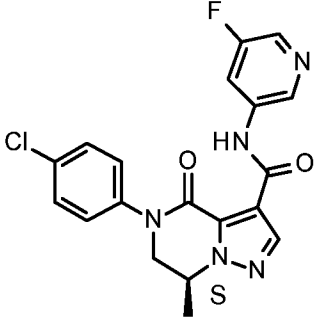
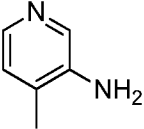
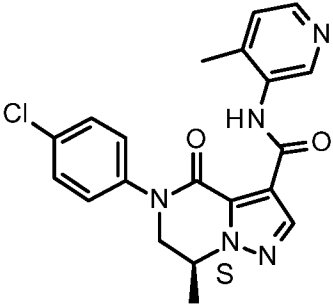
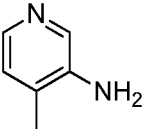
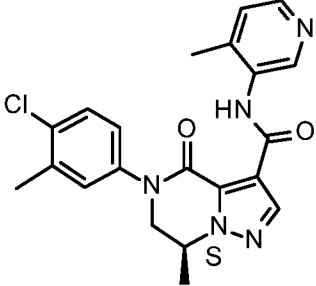
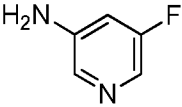
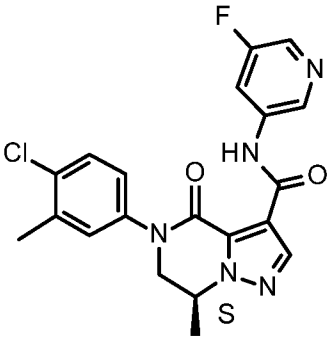
Intermediate	Reagent	Final Compound
I-80		 Co. No. 22
I-80		 Co. No. 23
I-80		 Co. No. 24
I-78		 Co. No. 25 (**)

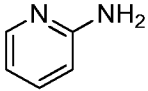
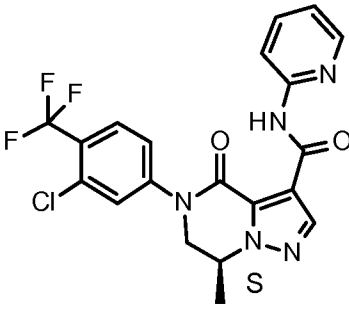
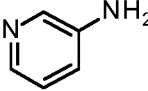
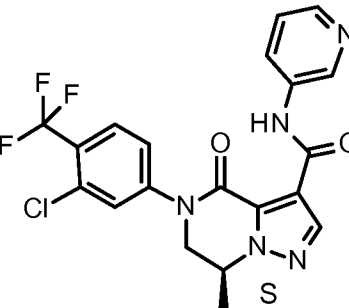
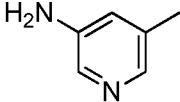
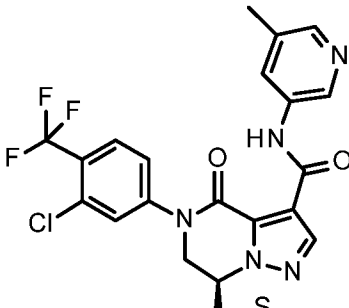
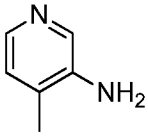
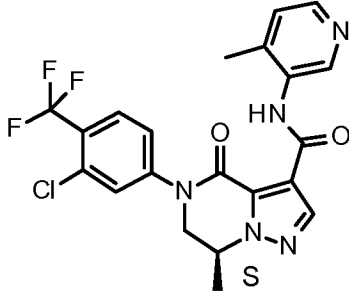
Intermediate	Reagent	Final Compound
I-78		 Co. No. 26 (**)
I-78		 Co. No. 27
I-78		 Co. No. 28
I-78		 Co. No. 29

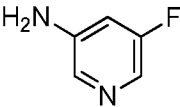
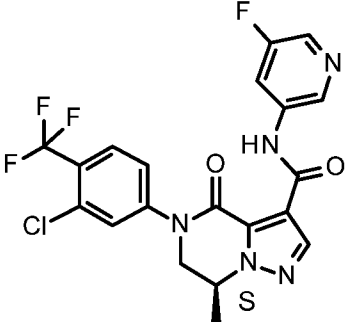
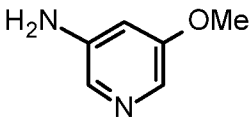
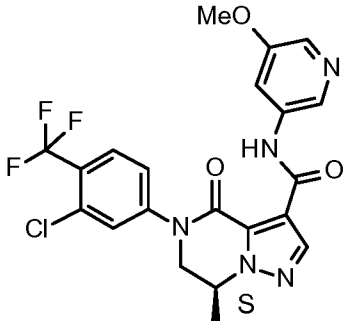
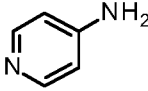
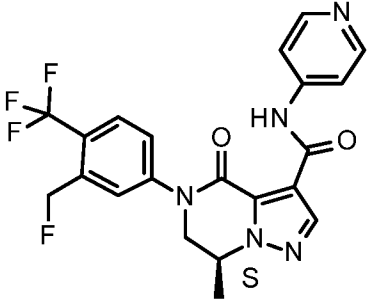
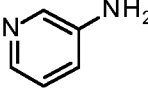
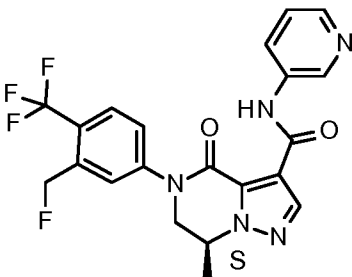
Intermediate	Reagent	Final Compound
I-78		 Co. No. 30
I-85		 Co. No. 31
I-82		 Co. No. 32
I-82		 Co. No. 33

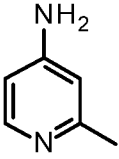
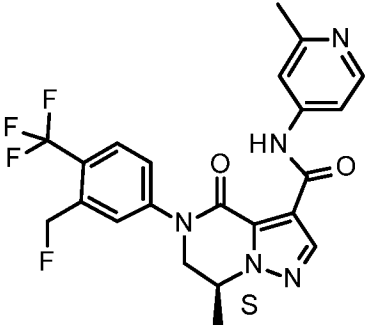
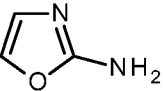
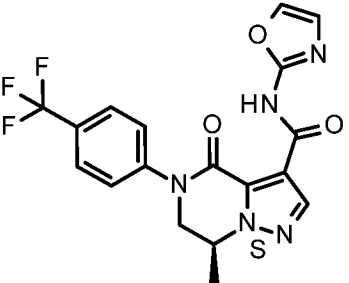
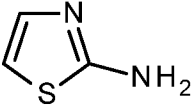
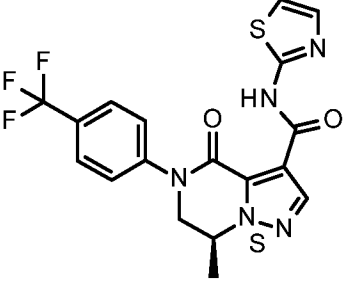
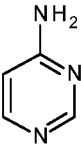
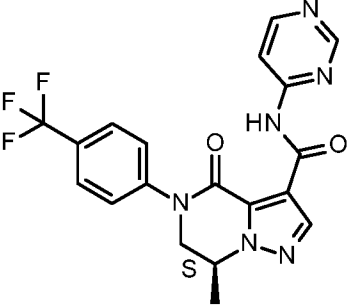
Intermediate	Reagent	Final Compound
I-82		 <p>Co. No. 34</p>
I-77		 <p>Co. No. 35 (**)</p>
I-77		 <p>Co. No. 36 (‡)(**)</p>
I-77		 <p>Co. No. 37</p>

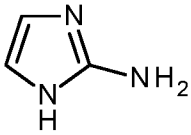
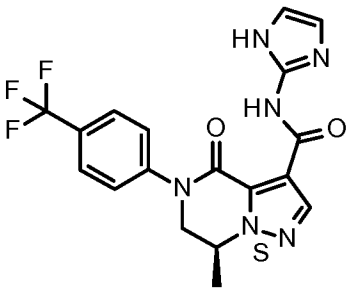
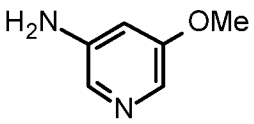
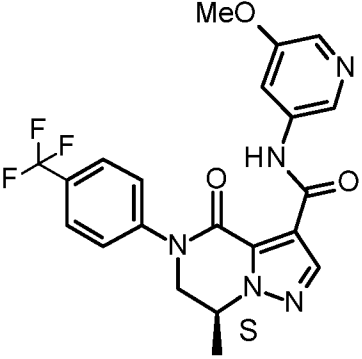
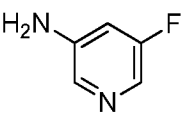
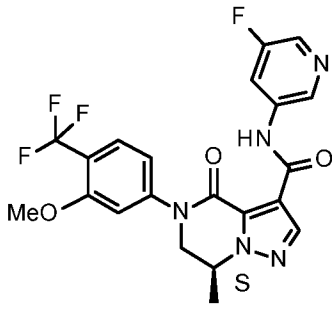
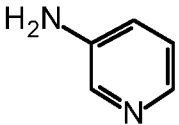
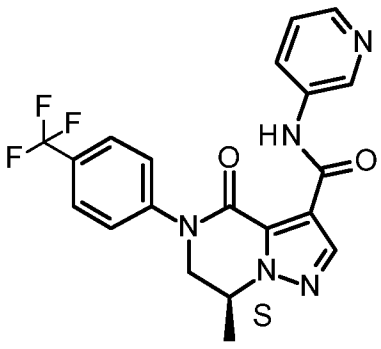
Intermediate	Reagent	Final Compound
I-77		 Co. No. 38
I-77		 Co. No. 39
I-77		 Co. No. 40
I-83		 Co. No. 41 (†)(**)

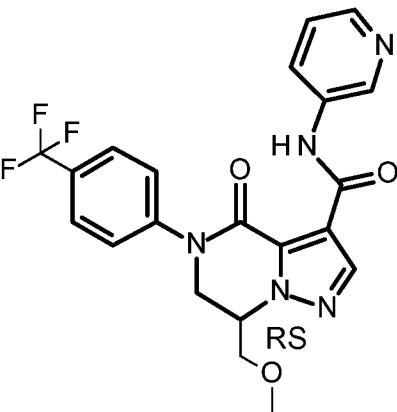
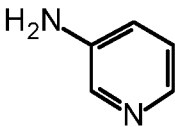
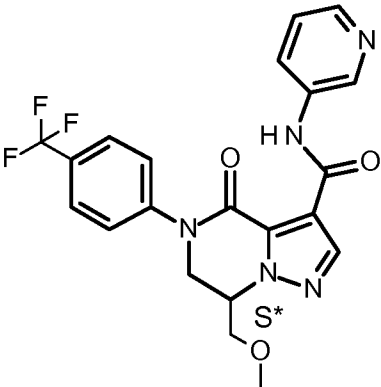
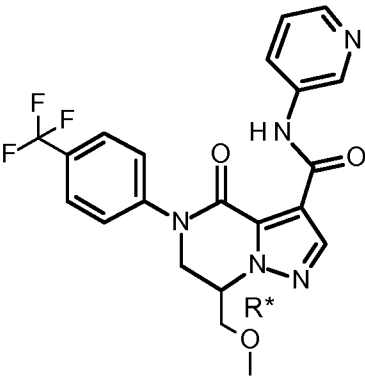
Intermediate	Reagent	Final Compound
I-83		 Co. No. 42
I-83		 Co. No. 43
I-81		 Co. No. 44
I-81		 Co. No. 45

Intermediate	Reagent	Final Compound
I-76		 <p data-bbox="1034 667 1235 701">Co. No. 46 (**)</p>
I-76		 <p data-bbox="1018 1086 1251 1120">Co. No. 47 (‡)(**)</p>
I-76		 <p data-bbox="1066 1523 1203 1556">Co. No. 48</p>
I-76		 <p data-bbox="1018 1899 1251 1933">Co. No. 49 (.HCl)</p>

Intermediate	Reagent	Final Compound
I-76		 <p data-bbox="1066 678 1209 712">Co. No. 50</p>
I-76		 <p data-bbox="1066 1075 1209 1108">Co. No. 51</p>
I-75		 <p data-bbox="1031 1449 1241 1482">Co. No. 52 (**)</p>
I-75		 <p data-bbox="1066 1836 1209 1870">Co. No. 53</p>

Intermediate	Reagent	Final Compound
I-75		 Co. No. 54 (**)
I-74		 Co. No. 139
I-74		 Co. No. 140
I-74		 Co. No. 141

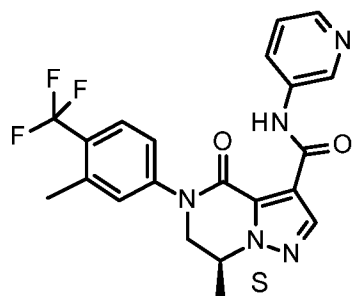
Intermediate	Reagent	Final Compound
I-74		 Co. No. 142
I-74		 Co. No. 144
I-82		 Co. No. 117
I-74		 Co. No. 153

Intermediate	Reagent	Final Compound
I-96		 <p>Co. No. 165 Co No. 165 was purified by Chiral SFC (Stationary phase: CHIRALPAK IC 5μm 250x20mm, Mobile phase: 60% CO₂, 40% iPrOH) to yield Co. No. 158 and Co. No. 159</p>
		 <p>Co. No. 158</p>
		 <p>Co. No. 159</p>

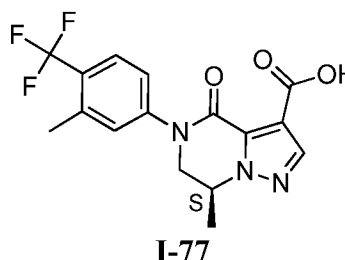
(\ddagger) Compounds **Co. No. 36**, **41** and **47** were alternatively prepared according to a method analogous to that described in **E-8**, starting from **I-59'**, **I-64'** and **I-58'**,

respectively; (**) Compounds **Co. No. 20** , **Co. No. 21**, **Co. No. 25** , **Co. No. 26** , **Co. No. 35**, **Co. No. 36**, **Co. No. 41**, **Co. No. 46**, **Co. No. 47**, **Co. No. 52**, **Co. No. 54** were alternatively prepared according to the method (different purification reverse phase solvent systems) described below, which resulted in the desired compound and the
5 corresponding carboxylic acid species:

Example 1a (E-1a)



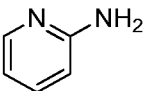
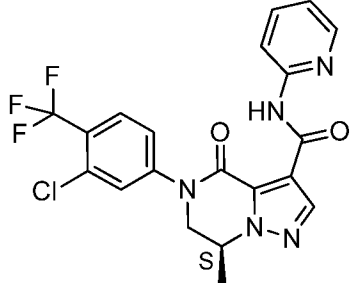
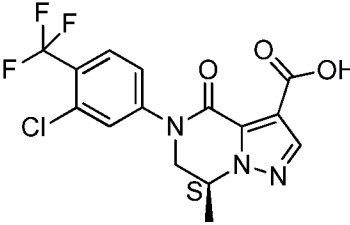
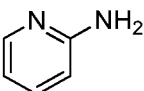
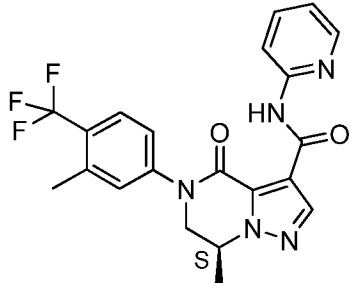
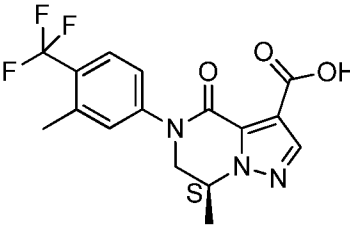
Co. No. 36

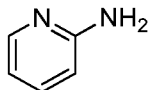
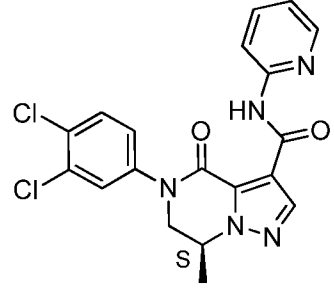
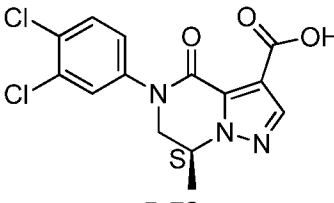
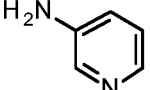
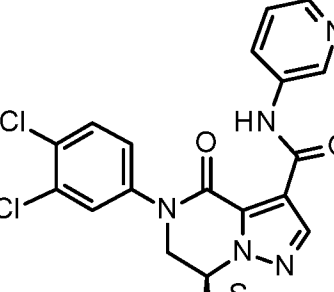
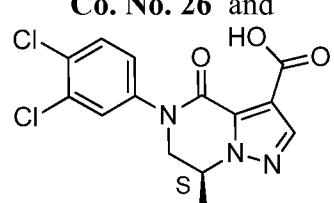


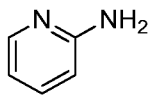
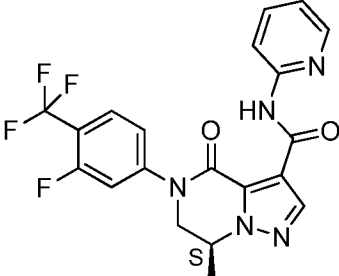
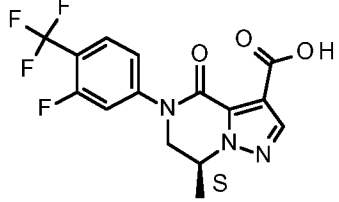
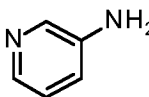
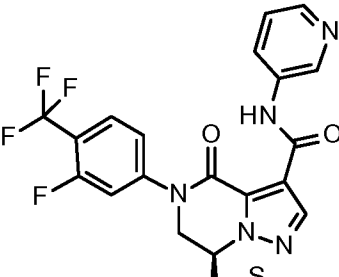
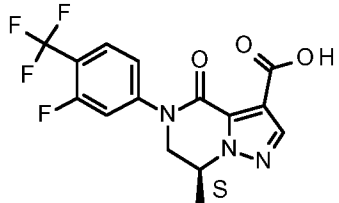
I-77

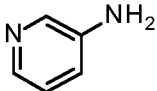
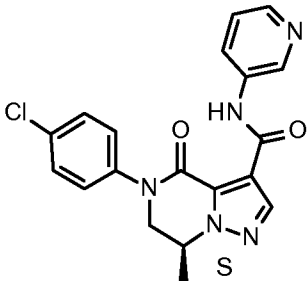
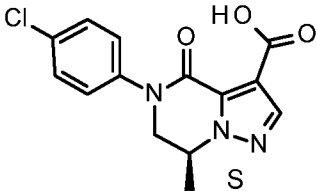
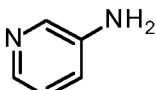
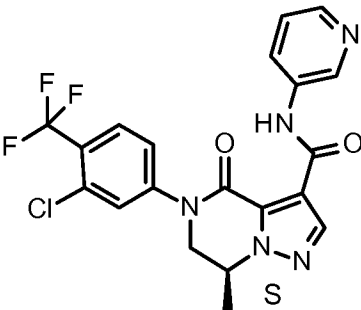
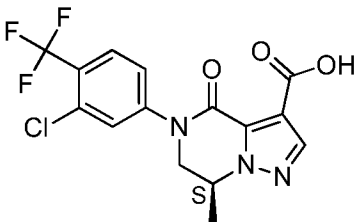
Et₃N (0.227 mL, 1.635 mmol) was added to a mixture of intermediate **I-40** (237 mg, 0.544 mmol), Pd(OAc)₂ (2 mg, 0.011 mmol), ddpf (12 mg, 0.022 mmol),
10 3-aminopyridine (77 mg, 0.818 mmol) in 1,4-dioxane (30 mL) stirred at 90 °C for 18h under CO atmosphere (6 atm). The mixture was filtered and the solvents concentrated *in vacuo*. The crude product was purified by reverse phase from 75% H₂O (0.1% TFA) - 25% MeCN to 38% H₂O (0.1% TFA) - 62% MeCN. Product was neutralized, concentrated and extracted with EtOAc to yield final compound **Co. No. 36** (25 mg,
15 11%); intermediate compound **I-77** (149 mg, 74%) was used in the subsequent step without further purification.

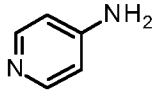
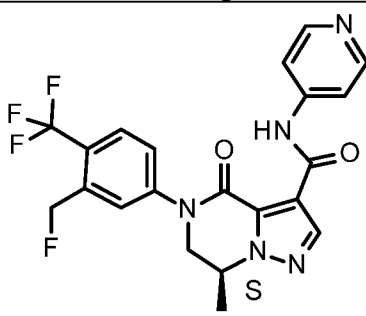
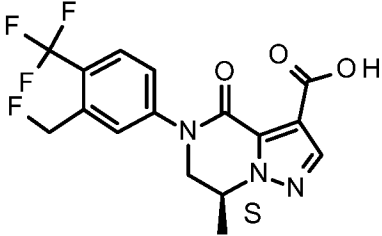
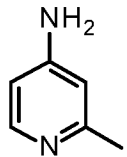
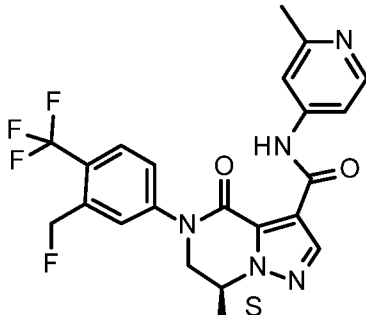
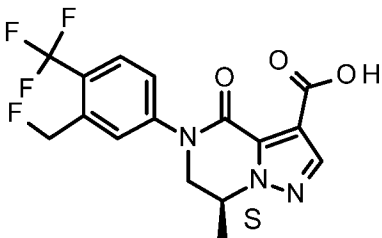
Following a procedure analogous to that described for compound **Co. No. 36** and intermediate **I-77 (E-1a)**, the following compounds and intermediates were also
20 synthesized:

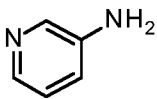
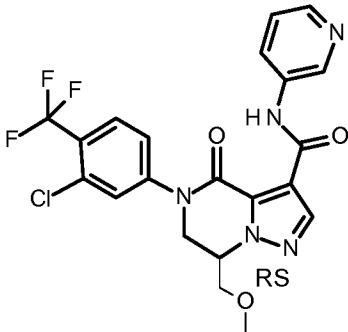
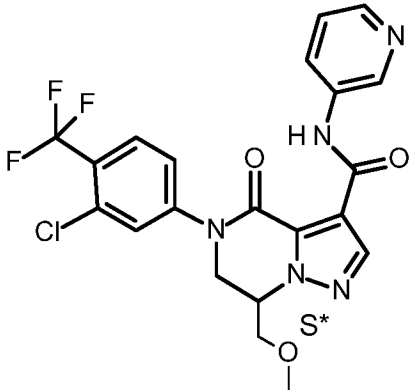
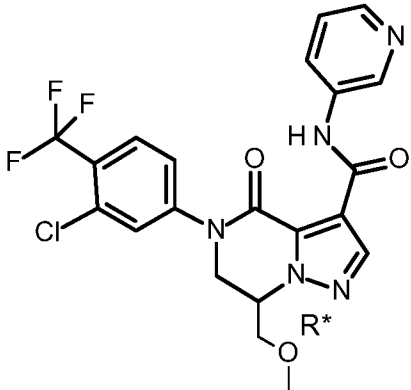
Intermediate	Reagent	Final Compound
I-42		 Co. No. 46 and  I-76
I-40		 Co. No. 35 and  I-77

Intermediate	Reagent	Final Compound
I-39		 Co. No. 25 and  I-78
I-39		 Co. No. 26 and  I-78

Intermediate	Reagent	Final Compound
I-41		 Co. No. 20 and  I-80
I-41		 Co. No. 21 and  I-80

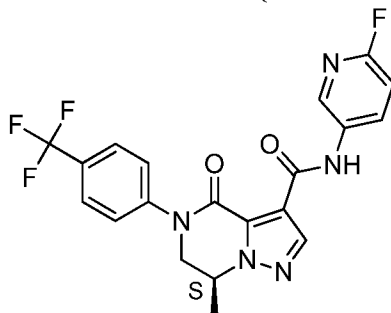
Intermediate	Reagent	Final Compound
I-44		 Co. No. 41 and  I-83
I-42		 Co. No. 47 and  I-76

Intermediate	Reagent	Final Compound
I-52		 Co. No. 52 and  I-75
I-52		 Co. No. 54 and  I-75

Intermediate	Reagent	Final Compound
I-99		 <p>Co. No. 164</p> <p>Co No. 164 was purified by Chiral SFC (Stationary phase: CHIRALPAK IC 5μm 250x20mm, Mobile phase: 60% CO₂, 40% MeOH) to yield Co. No. 156 and Co. No. 157.</p>
		 <p>Co. No. 156</p>
		 <p>Co. No. 157</p>

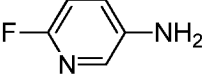
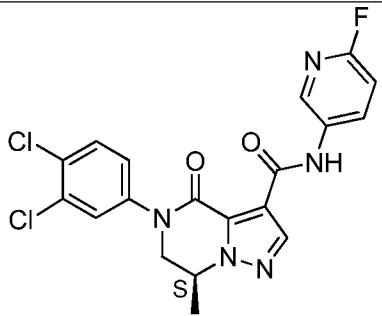
Example 2 (E-2)

(7*S*)-*N*-(6-fluoro-3-pyridyl)-7-methyl-4-oxo-5-[4-(trifluoromethyl)phenyl]-6,7-dihydropyrazolo[1,5-*a*]pyrazine-3-carboxamide (**Co. No. 55**)



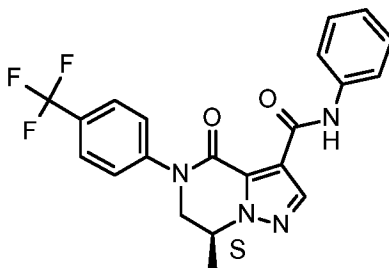
- 5 DMAP (2 mg, 0.019 mmol) was added to a stirred mixture of intermediate **I-87** (200 mg, 0.385 mmol), 5-amino-2-fluoropyridine (86 mg, 0.771 mmol) and Et₃N (161 μ L, 1.156 mmol) in THF (6.7 mL) at rt under nitrogen. The mixture was stirred at 70 °C for 18h. The solvent was concentrated *in vacuo*. The crude product was purified by flash column chromatography (silica; 7N solution of ammonia in MeOH in DCM 0/100 to 3/97). The desired fractions were collected and the solvents evaporated *in vacuo*. The product was purified by RP HPLC (Stationary phase: C18 XBridge 30 x 100 mm 5 μ m), Mobile phase: Gradient from 54% 0.1% NH₄CO₃H/NH₄OH pH 9 solution in Water, 46% MeCN to 64% 0.1% NH₄CO₃H/NH₄OH pH 9 solution in Water, 36% MeCN) to yield final compound **Co. No. 55** (75 mg, 45%). ¹H NMR (400 MHz, CDCl₃) δ ppm 1.77 (d, *J*=6.7 Hz, 3 H) 4.05 (dd, *J*=12.9, 7.4 Hz, 1 H) 4.33 (dd, *J*=12.8, 4.3 Hz, 1 H) 4.85 (quind, *J*=6.7, 4.5 Hz, 1 H) 6.89 (dd, *J*=8.8, 3.2 Hz, 1 H) 7.55 (d, *J*=8.3 Hz, 2 H) 7.80 (d, *J*=8.6 Hz, 2 H) 8.28 (ddd, *J*=8.9, 7.1, 2.8 Hz, 1 H) 8.34 (s, 1 H) 8.45 (dd, *J*=2.3, 1.2 Hz, 1 H) 12.08 (br. s, 1 H).
- 20 Following a procedure analogous to that described for **E-2**, the following compounds were also synthesized:

Intermediate	Reagent	Final compound
I-87		 Co. No. 19

Intermediate	Reagent	Final compound
I-88		 Co. No. 56

Example 3 (E-3)

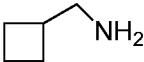
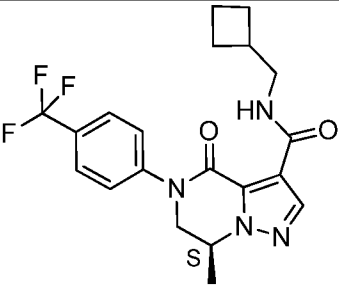
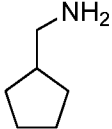
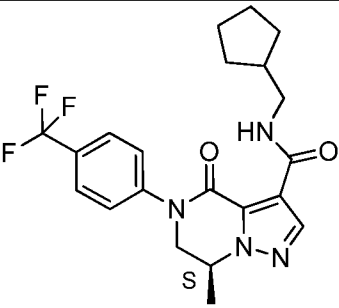
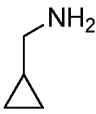
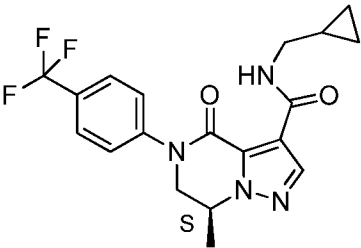
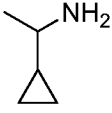
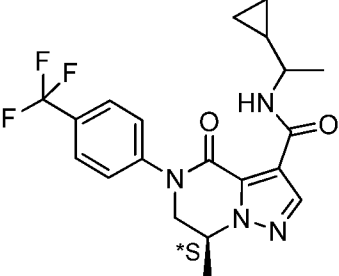
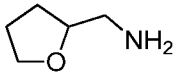
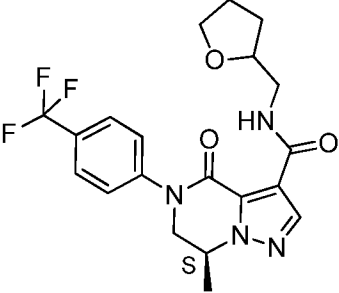
(7*S*)-7-Methyl-4-oxo-*N*-phenyl-5-[4-(trifluoromethyl)phenyl]-6,7-dihydropyrazolo[1,5-*a*]pyrazine-3-carboxamide (**Co. No. 57**)

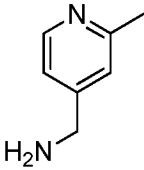
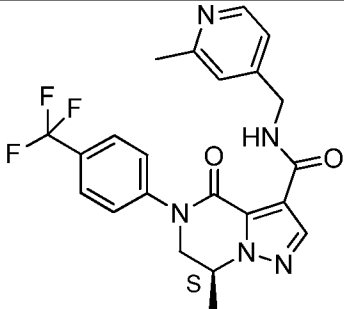
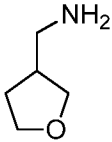
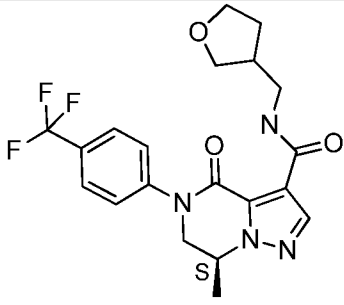
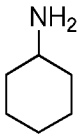
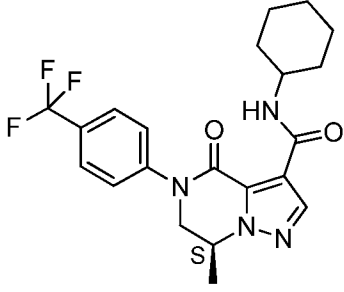
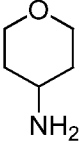
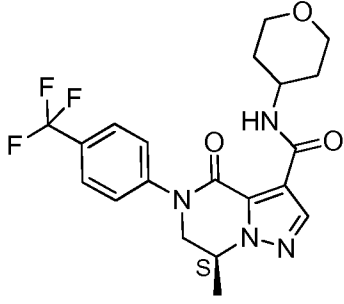


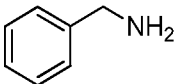
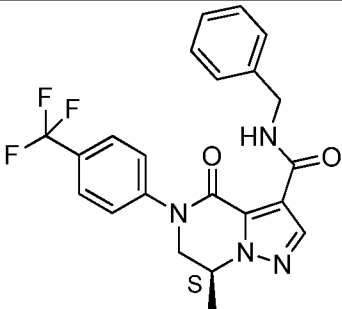
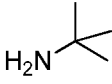
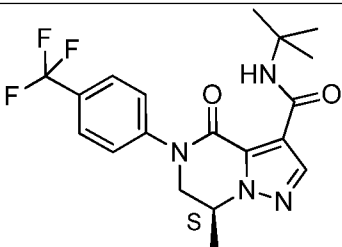
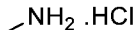
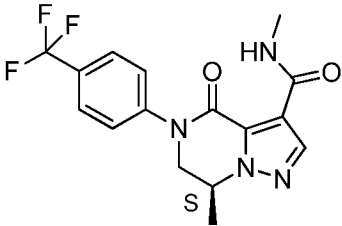
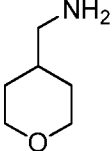
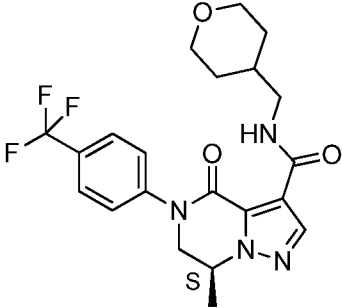
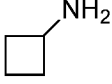
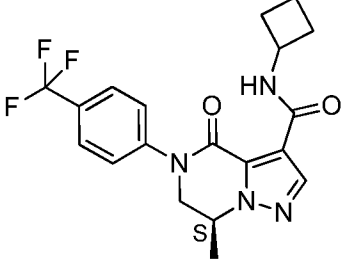
5

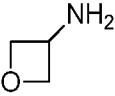
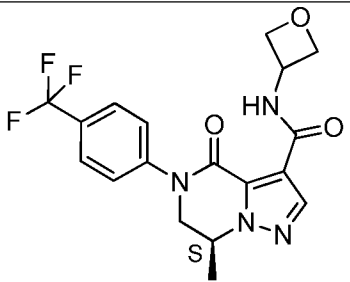
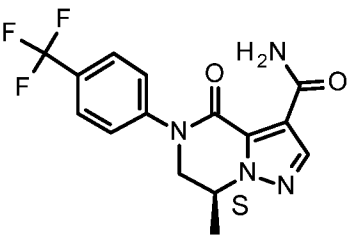
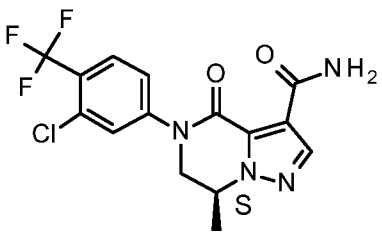
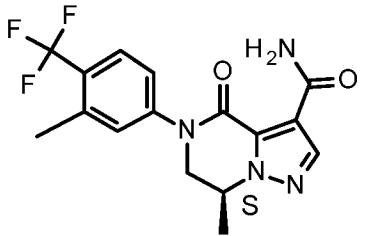
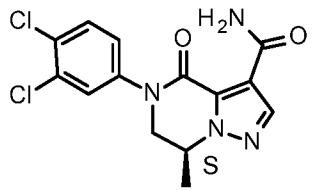
HBTU (251 mg, 0.663 mmol) was added portionwise to a stirred solution of intermediate **I-74** (150 mg, 0.442 mmol), aniline (48 μ L, 0.53 mmol) and DIPEA (219 μ L, 1.326 mmol) in DMF (3 mL). The mixture was stirred at rt for 16h. The mixture was diluted with sat. sol. NaHCO_3 and extracted with EtOAc. Then the organic layer was separated, dried (MgSO_4), filtered and the solvents evaporated *in vacuo*. The crude product was purified by reverse phase from 50% [25mM NH_4HCO_3 pH=8] -50% [MeCN: MeOH 1:1] to 0%[25mM NH_4HCO_3 pH=8] - 100% [MeCN: MeOH 1:1]. The desired fractions were collected and the solvents concentrated *in vacuo*. The product was triturated with DIPE to yield final compound **Co. No. 57** (115 mg, 62%) as a white solid. ^1H NMR (300 MHz, CDCl_3) δ ppm 1.77 (d, $J=6.6$ Hz, 3 H) 4.02 (dd, $J=12.9$, 7.3 Hz, 1 H) 4.32 (dd, $J=12.9$, 4.3 Hz, 1 H) 4.76 - 4.92 (m, 1 H) 7.03 - 7.13 (m, 1 H) 7.31 (t, $J=7.9$ Hz, 2 H) 7.55 (d, $J=8.2$ Hz, 2 H) 7.73 (d, $J=7.6$ Hz, 2 H) 7.79 (d, $J=8.4$ Hz, 2 H) 8.35 (s, 1 H) 11.86 (br. s., 1 H).

Following a procedure analogous to that described for **E-3**, the following compounds were also synthesized:

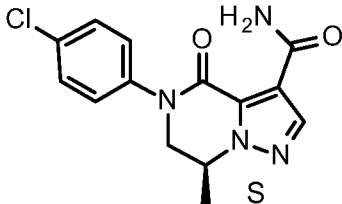
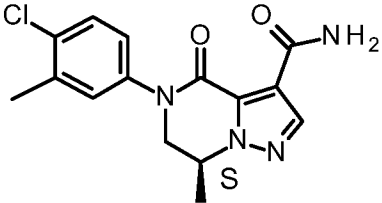
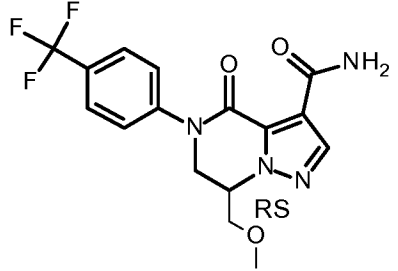
Intermediate	Reagent	Final Compound
I-74		 Co. No. 58
I-74		 Co. No. 59
I-74		 Co. No. 60
I-74		 Co. No. 61
I-74		 Co. No. 62

Intermediate	Reagent	Final Compound
I-74		 Co. No. 63
I-74		 Co. No. 64
I-74		 Co. No. 65
I-74		 Co. No. 66

Intermediate	Reagent	Final Compound
I-74		 Co. No. 67
I-74		 Co. No. 68
I-74		 Co. No. 69
I-74		 Co. No. 70
I-74		 Co. No. 71

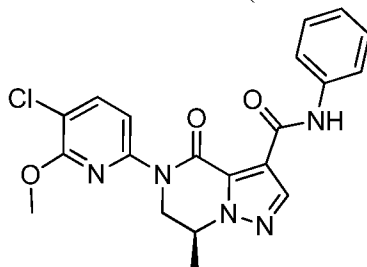
Intermediate	Reagent	Final Compound
I-74		 Co. No. 72
I-74	NH ₄ Cl	 I-69 and Co. No. 73
I-76	NH ₄ Cl	 Co. No. 74
I-77	NH ₄ Cl	 Co. No. 75
I-78	NH ₄ Cl	 Co. No. 76

Intermediate	Reagent	Final Compound
I-80	NH ₄ Cl	 Co. No. 77
I-80		 Co. No. 78
I-81	 I-93	 Co. No. 79
I-82	NH ₄ Cl	 Co. No. 80
I-82		 Co. No. 81

Intermediate	Reagent	Final Compound
I-83	NH ₄ Cl	 Co. No. 82
I-81	NH ₄ Cl	 Co. No. 166
I-96	NH ₄ Cl	 I 97

Example 4 (E-4)

(7S)-5-(5-Chloro-6-methoxy-2-pyridyl)-7-methyl-4-oxo-N-phenyl-6,7-dihydropyrazolo[1,5-a]pyrazine-3-carboxamide (**Co. No. 83**)



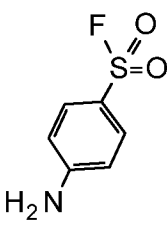
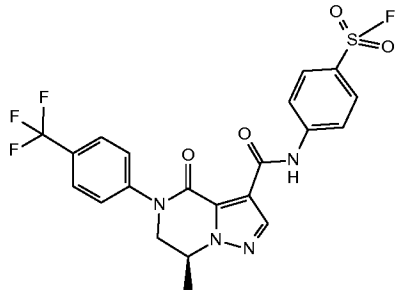
5

A mixture of intermediate **I-79** (100 mg, 0.297 mmol), aniline (30 μ L, 0.327 mmol), HATU (147 mg, 0.386 mmol) and DIPEA (119 μ L, 0.683 mmol) in DMF (1.5 mL) was stirred at 80 °C for 16h. The mixture was diluted in DCM and washed with sat. sol. NaHCO₃. The organic layer was separated, dried (Na₂SO₄), filtered and the solvents evaporated *in vacuo*. The crude product was triturated with MeOH to yield final compound **Co. No. 83** (75 mg, 61%) as a pale yellow solid. ¹H NMR (400 MHz, CDCl₃) δ ppm 1.73 (d, *J*=6.7 Hz, 3 H) 4.03 (s, 3 H) 4.34 (dd, *J*=13.6, 7.2 Hz, 1 H) 4.56 (dd, *J*=13.6, 4.2 Hz, 1 H) 4.79 (quind, *J*=6.7, 6.7, 6.7, 6.7, 4.3 Hz, 1 H) 7.05 - 7.15 (m,

10

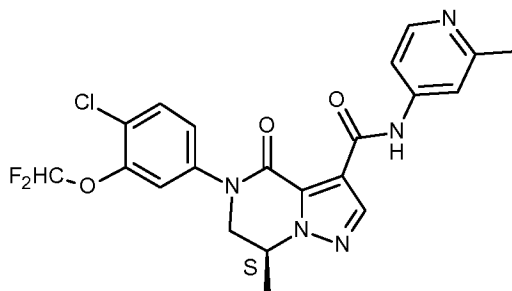
1 H) 7.29 - 7.40 (m, 2 H) 7.61 (d, $J=8.1$ Hz, 1 H) 7.74 - 7.77 (m, 2 H) 7.77 (d, $J=8.3$ Hz, 1 H) 8.34 (s, 1 H) 11.91 (br. s, 1 H).

Following a procedure analogous to that described for **E-4**, the following compounds
5 were also synthesized:

Intermediate	Reagent	Final Compound
I-74		 Co. No. 167

Example 5 (E-5)

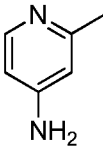
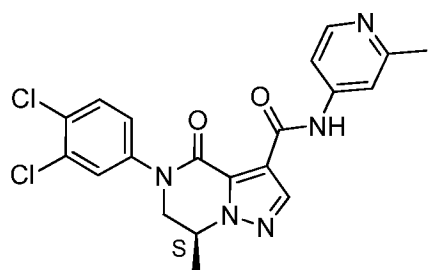
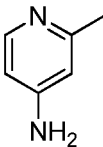
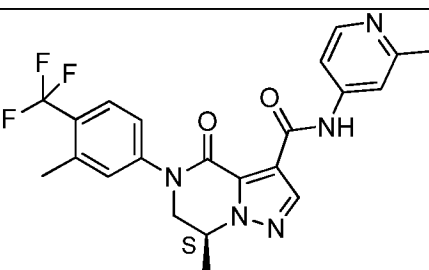
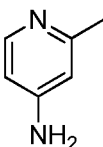
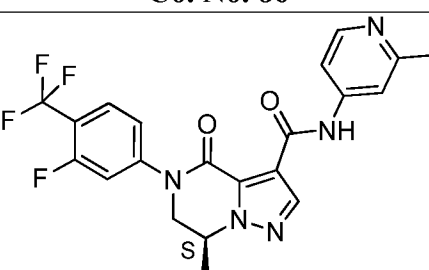
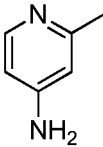
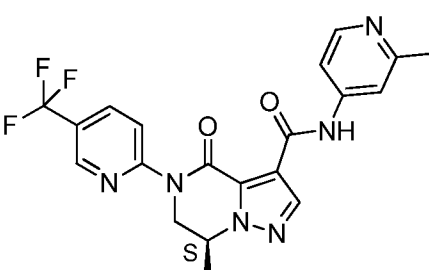
(7S)-5-[4-chloro-3-(difluoromethoxy)phenyl]-7-methyl-N-(2-methyl-4-pyridyl)-4-oxo-6,7-dihydropyrazolo[1,5-a]pyrazine-3-carboxamide (**Co. No. 84**)

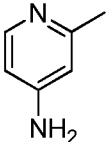
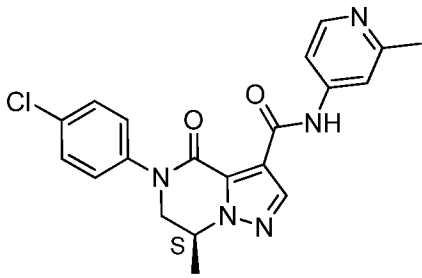
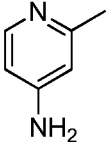
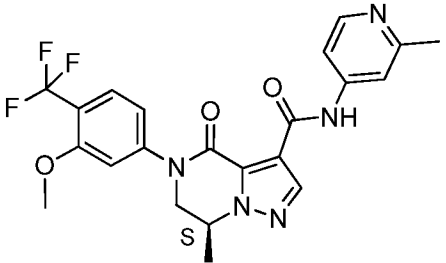
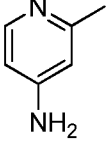
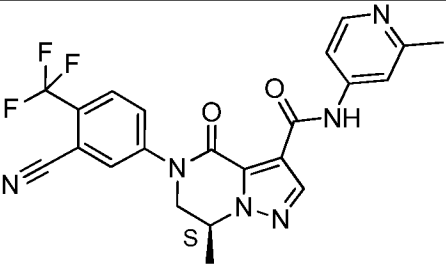
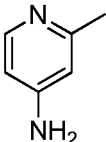
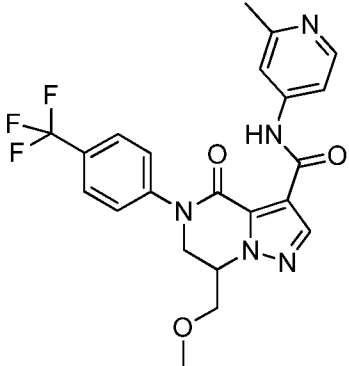


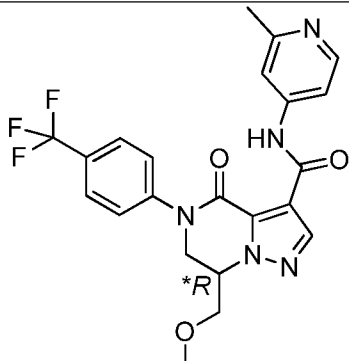
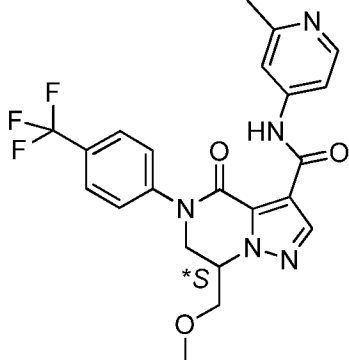
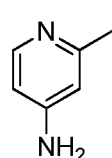
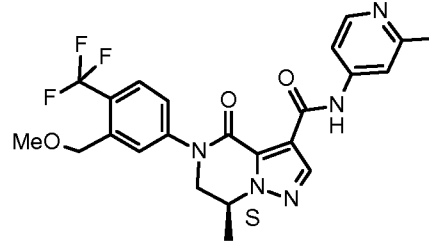
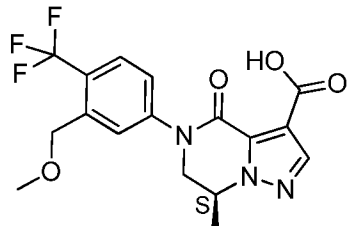
10

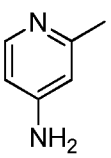
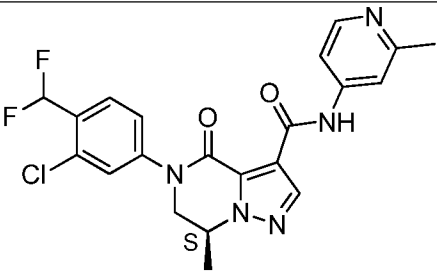
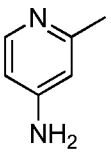
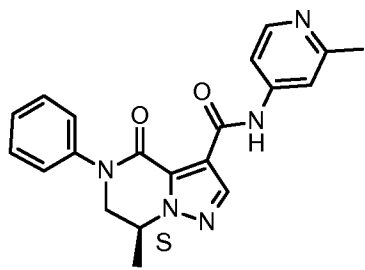
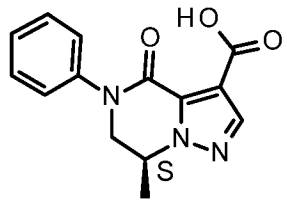
Et₃N (275 μ L, 1.983 mmol) was added to a mixture of intermediate **I-49** (290 mg, 0.693 mmol), Pd(OAc)₂ (3 mg, 0.013 mmol), dppf (14 mg, 0.026 mmol), 4-amino-2-methylpyridine (71 mg, 0.661 mmol) in 1,4-dioxane (30 mL) was stirred under CO atmosphere (6 atm) at 90 °C for 18h. The mixture was diluted with sat. sol.
15 NaHCO₃ and extracted with EtOAc. The organic layer was separated, dried (MgSO₄), filtered and the solvents evaporated *in vacuo*. The crude product was purified by flash column chromatography (silica; EtOAc in heptane 0/100 to 90/10). The desired fractions were collected and the solvents concentrated *in vacuo*. The product was triturated with pentane to yield final compound **Co. No. 84** (135 mg, 45%). ¹H NMR
20 (300 MHz, CDCl₃) δ ppm 1.76 (d, $J=6.5$ Hz, 3 H) 2.53 (s, 3 H) 3.99 (dd, $J=12.9, 7.6$ Hz, 1 H) 4.26 (dd, $J=12.9, 4.3$ Hz, 1 H) 4.75 - 4.90 (m, 1 H) 6.63 (t, $J=72.7$ Hz, 1 H) 7.22 - 7.29 (m, 1 H) 7.33 (s, 1 H) 7.47 (d, $J=5.6$ Hz, 1 H) 7.50 (s, 1 H) 7.61 (d, $J=8.7$ Hz, 1 H) 8.32 (s, 1 H) 8.36 (d, $J=5.6$ Hz, 1 H) 12.08 (br. s., 1 H).

Following a procedure analogous to that described for **E-5**, the following compounds were also synthesized:

Intermediate	Reagent	Final Compound
I-39		 Co. No. 85
I-40		 Co. No. 86
I-41		 Co. No. 87
I-43		 Co. No. 88

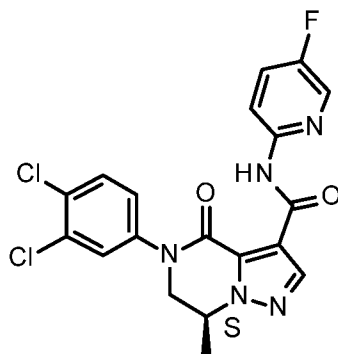
Intermediate	Reagent	Final Compound
I-44		 Co. No. 89
I-45		 Co. No. 90
I-46		 Co. No. 91
I-53		 Co. No. 92 Then separated by chiral SFC (Stationary phase: CHIRALPAK IC 5µm 250 x 30 mm, Mobile phase: 60% CO ₂ , 40% EtOH(0.3% iPrNH ₂)) - yielding 126 mg Co. No. 92 and 135 mg Co. No. 93

Intermediate	Reagent	Final Compound
		 Co. No. 93
		 Co. No. 94
I-47		 Co. No. 95 and also obtained  I-85

Intermediate	Reagent	Final Compound
I-48		 Co. No. 96
I-55		 Co. No. 97 and also obtained  I-84

Example 6 (E-6)

(7*S*)-5-(3,4-Dichlorophenyl)-*N*-(5-fluoro-2-pyridyl)-7-methyl-4-oxo-6,7-dihydropyrazolo[1,5-*a*]pyrazine-3-carboxamide (**Co. No. 98**)

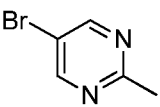
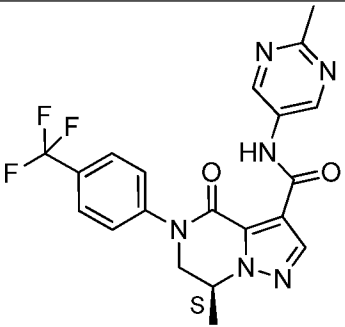
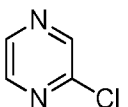
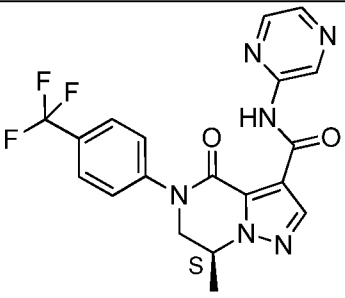


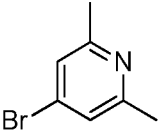
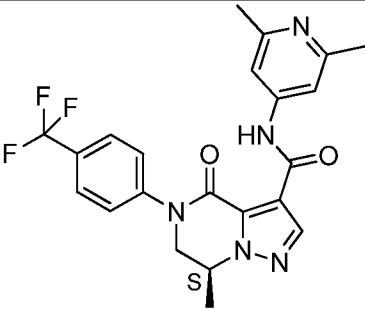
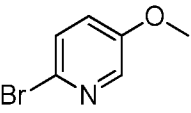
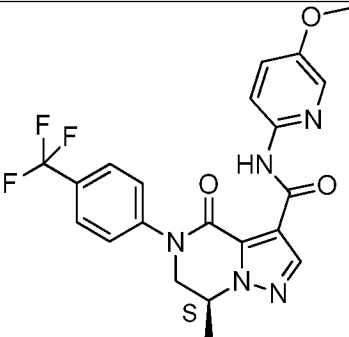
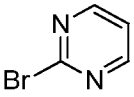
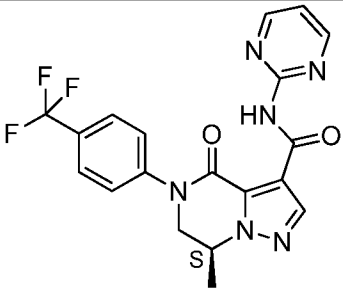
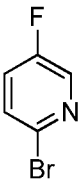
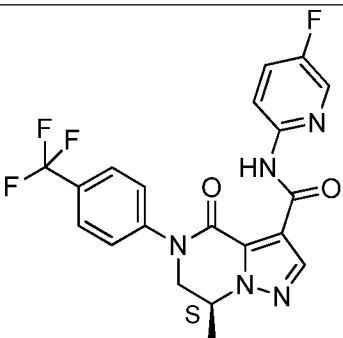
5

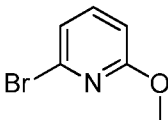
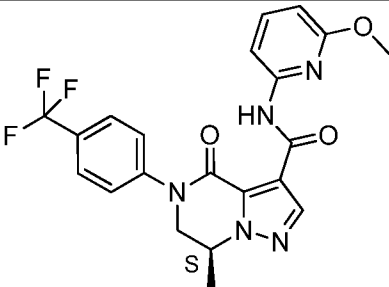
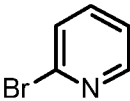
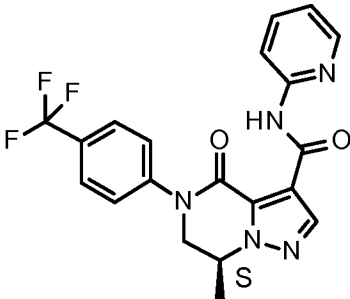
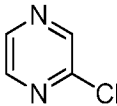
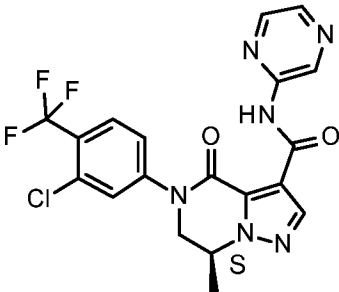
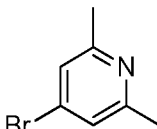
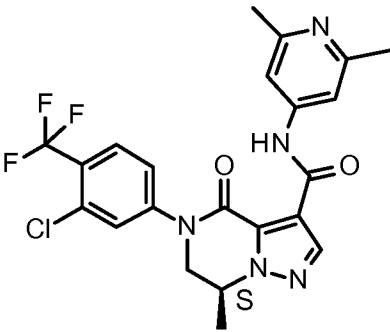
$\text{Pd}_2(\text{dba})_3$ (24 mg, 0.026 mmol) and 2-bromo-5-fluoropyridine (78 mg, 0.442 mmol) were added to a stirred mixture of compound **Co. No. 76** (150 mg, 0.442 mmol), Xantphos (26 mg, 0.044 mmol), K_3PO_4 (281 mg, 1.326 mmol) in THF (6 mL) in a

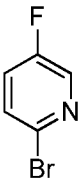
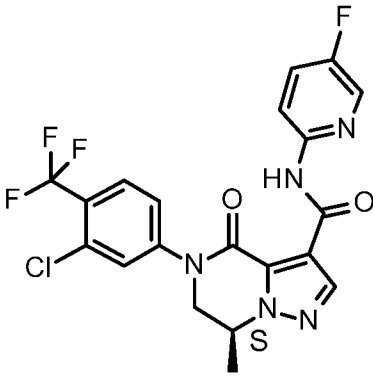
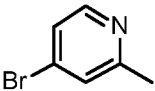
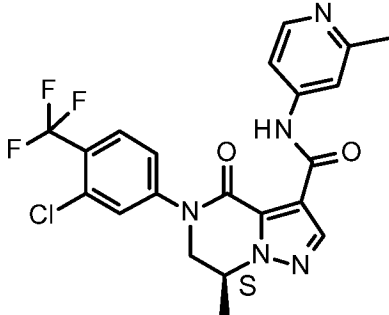
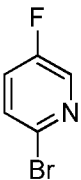
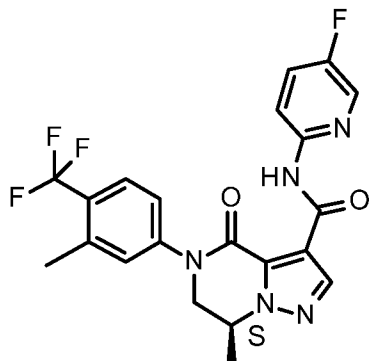
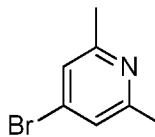
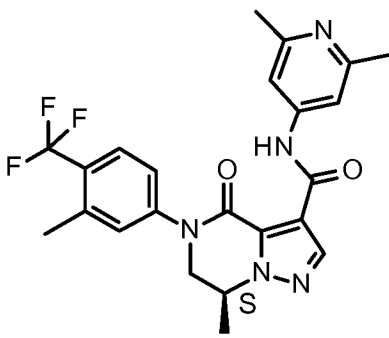
sealed tube and under nitrogen. The mixture was stirred at 90 °C for 4h. The mixture was treated with sat. sol. NaHCO₃ and extracted with EtOAc. The organic layer was separated, dried (Na₂SO₄), filtered and the solvents concentrated *in vacuo*. The crude product was purified by flash column chromatography (silica; EtOAc in Heptane 0/100 to 50/50). The desired fractions were collected and the solvents concentrated *in vacuo* to yield final compound **Co. No. 98** (178 mg, 93%) as a cream solid after triturating with DIPE. ¹H NMR (400 MHz, CDCl₃) δ ppm 1.75 (d, *J*=6.7 Hz, 3 H) 3.97 (dd, *J*=12.9, 7.4 Hz, 1 H) 4.26 (dd, *J*=12.8, 4.3 Hz, 1 H) 4.82 (quind, *J*=6.7, 4.4 Hz, 1 H) 7.26 (dd, *J*=8.6, 2.5 Hz, 1 H) 7.43 (ddd, *J*=9.1, 7.8, 3.0 Hz, 1 H) 7.51 (d, *J*=2.5 Hz, 1 H) 7.55 (d, *J*=8.6 Hz, 1 H) 8.19 (d, *J*=3.0 Hz, 1 H) 8.34 (s, 1 H) 8.38 (dd, *J*=9.2, 3.9 Hz, 1 H) 12.39 (br. s, 1 H).

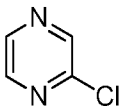
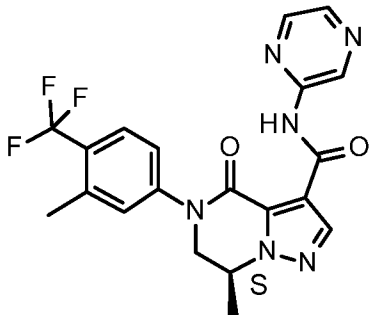
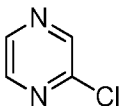
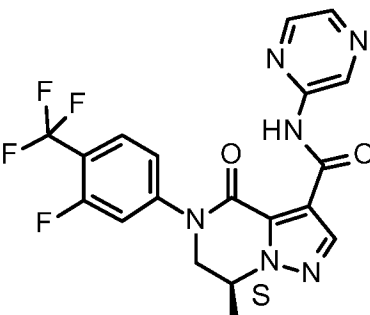
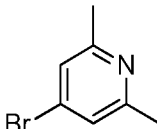
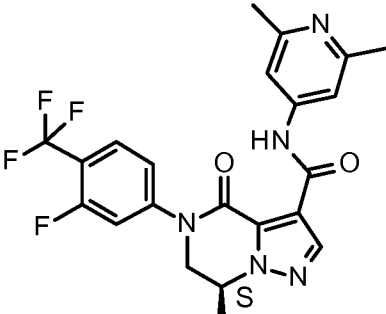
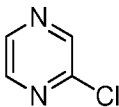
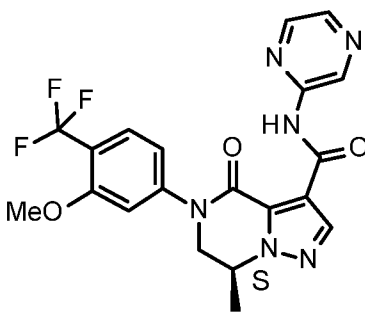
Following a procedure analogous to that described for **E-6**, the following compounds were also synthesized:

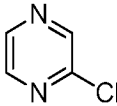
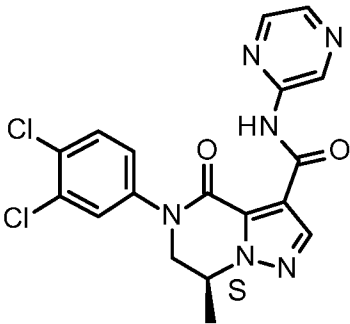
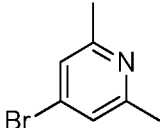
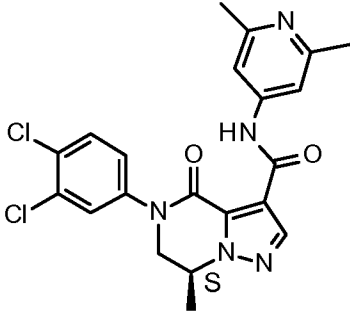
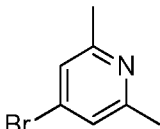
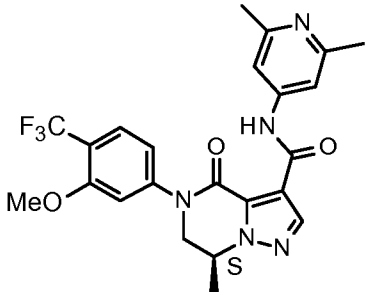
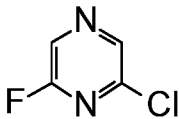
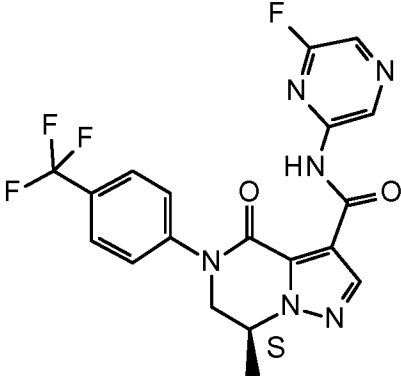
Intermediate	Reagent	Final Compound
I-69		 Co. No. 99
I-69		 Co. No. 100

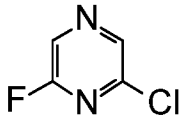
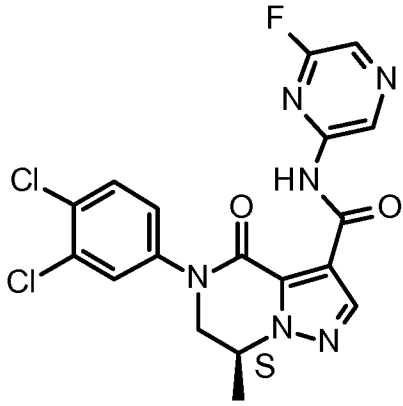
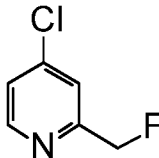
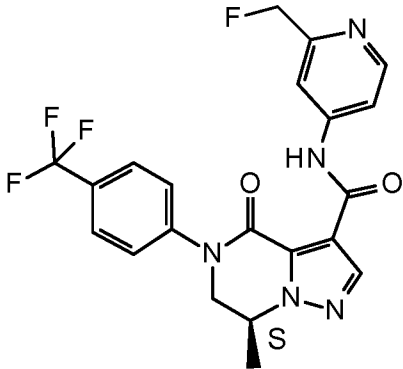
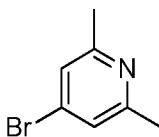
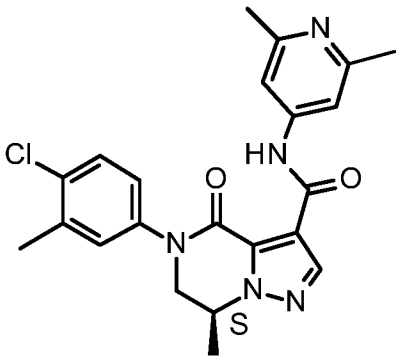
Intermediate	Reagent	Final Compound
I-69		 Co. No. 101
I-69		 Co. No. 102
I-69		 Co. No. 103
I-69		 Co. No. 104

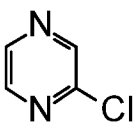
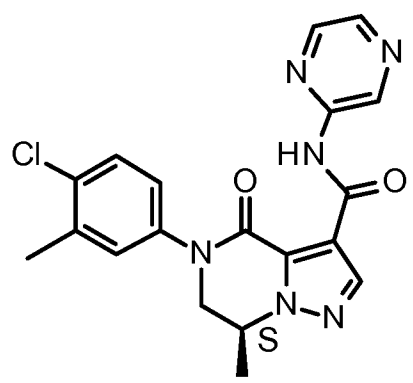
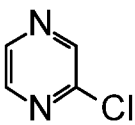
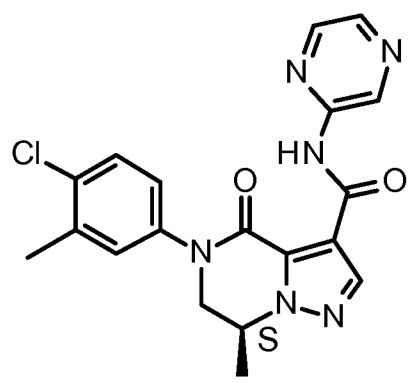
Intermediate	Reagent	Final Compound
I-69		 Co. No. 105
I-69		 Co. No. 9
Co. No. 74		 Co. No. 106
Co. No. 74		 Co. No. 107

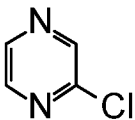
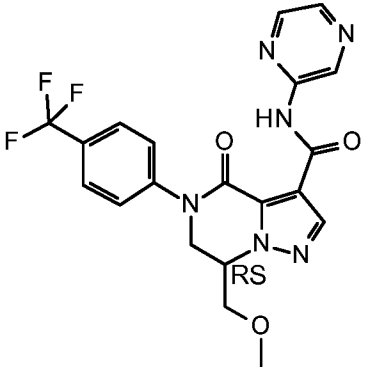
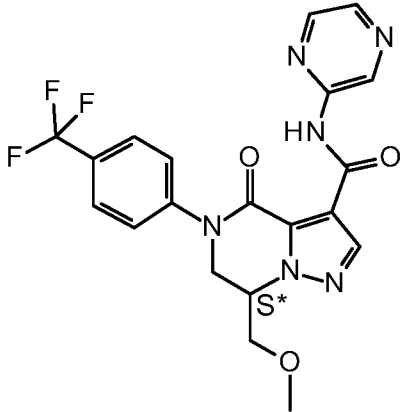
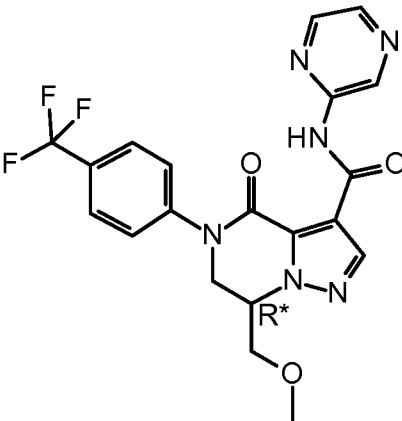
Intermediate	Reagent	Final Compound
Co. No. 74		 Co. No. 108
Co. No. 74		 Co. No. 109
Co. No. 75		 Co. No. 110
Co. No. 75		 Co. No. 111

Intermediate	Reagent	Final Compound
Co. No. 75		 Co. No. 112
Co. No. 77		 Co. No. 113
Co. No. 77		 Co. No. 114
Co. No. 80		 Co. No. 115

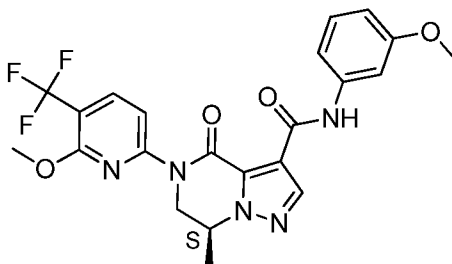
Intermediate	Reagent	Final Compound
Co. No. 76		 Co. No. 116
Co. No. 76		 Co. No. 118
Co. No. 80		 Co. No. 143
I-69		 Co. No. 145

Intermediate	Reagent	Final Compound
I-69(Procedure A)		 Co. No. 146
I-69		 Co. No. 151
Co. No. 166		 Co. No. 160

Intermediate	Reagent	Final Compound
Co. No. 166		 Co. No. 161
Co. No. 82		 Co. No. 162

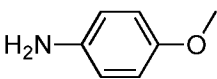
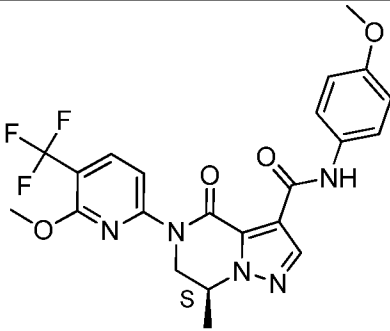
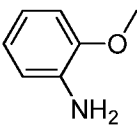
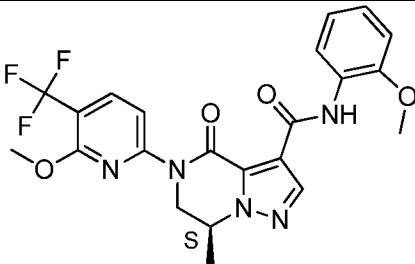
Intermediate	Reagent	Final Compound
I-97		
		<p>Co. No. 163</p> <p>Co. No. 163 was purified by Chiral SFC (Stationary phase: CHIRALCEL OD-H 5μm 250x20mm, Mobile phase: 70% CO₂, 30% iPrOH) to yield Co. No. 154 and Co. No. 155.</p>
		 <p>Co. No. 154</p>  <p>Co. No. 155</p>

Example 7 (E-7) (7*S*)-*N*-(3-Methoxyphenyl)-5-[6-methoxy-5-(trifluoromethyl)-2-pyridyl]-7-methyl-4-oxo-6,7-dihydropyrazolo[1,5-*a*]pyrazine-3-carboxamide (**Co. No. 119**)



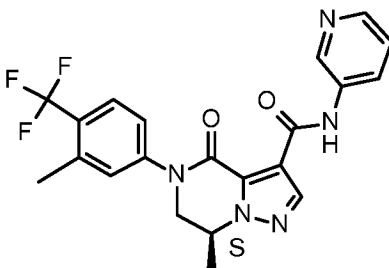
- 5 Trimethylaluminium (2M in Heptane, 293 μ L, 0.585 mmol) was added to a stirred solution of *m*-anisidine (66 μ L, 0.585 mmol) in THF (2.5mL) at 0 °C under nitrogen atmosphere. To this solution intermediate **I-72** (150 mg, 0.390 mmol) in THF (2 mL) was added at 0 °C. The mixture was stirred at 150 °C for 5 min under microwave irradiation. The excess of trimethylaluminium was quenched with HCl 1N and diluted
- 10 with DCM. The organic layer was separated, dried (Na_2SO_4), filtered and the solvent evaporated *in vacuo*. The crude product was purified by flash column chromatography (silica, EtOAc in DCM 0/100 to 20/80). The desired fractions were collected and the solvent evaporated *in vacuo* to yield final compound **Co. No. 119** (92 mg, 49%). as a white solid. ^1H NMR (400 MHz, CDCl_3) δ ppm 1.74 (d, $J=6.7$ Hz, 3 H) 3.84 (s, 3 H) 4.06 (s, 3 H) 4.40 (dd, $J=13.8, 7.3$ Hz, 1 H) 4.63 (dd, $J=13.6, 4.2$ Hz, 1 H) 4.79 (quind, $J=6.7, 4.3$ Hz, 1 H) 6.67 (ddd, $J=7.6, 2.5, 1.6$ Hz, 1 H) 7.14 - 7.26 (m, 2 H) 7.58 (t, $J=2.1$ Hz, 1 H) 7.78 (d, $J=8.1$ Hz, 1 H) 8.00 (d, $J=8.6$ Hz, 1 H) 8.34 (s, 1 H) 11.82 (br. s, 1 H).
- 20 Following a procedure analogous to that described for **E-7**, the following compounds were also synthesized:

Intermediate	Reagent	Final Compound
I-72		<p>Co. No. 120</p>

Intermediate	Reagent	Final Compound
I-72		 Co. No. 121
I-72		 Co. No. 122

Example 8 (E-8)

(7*S*)-7-Methyl-5-[3-methyl-4-(trifluoromethyl)phenyl]-4-oxo-*N*-(3-pyridyl)-6,7-dihydropyrazolo[1,5-*a*]pyrazine-3-carboxamide (Co. No. 36)



5

Isopropylmagnesium chloride lithium chloride complex solution (1.3 M in THF, 12.6 mL, 16.33 mmol) was added to a stirred solution of 3-aminopyridine (1.15 g, 12.25 mmol) in THF (49.5 mL) under nitrogen. The mixture was stirred at rt for 1h. The resulting solution was added to a stirred solution of intermediate **I-59** (3 g, 8.16 mmol) in THF (49.5 mL) and the mixture was stirred at 65 °C for 16h. More isopropylmagnesium chloride lithium chloride complex solution (1.3 M in THF, 6.3 mL, 8.16 mmol) was added and the mixture was stirred at 70 °C for 1h. Water was added and the mixture was extracted with EtOAc. The organic layer was separated, dried (Na₂SO₄), filtered and the solvents concentrated *in vacuo*. The crude product was purified by flash column chromatography (silica; EtOAc in DCM 0/100 to 100/0). The desired fractions were collected and the solvents concentrated *in vacuo*. The crude

10

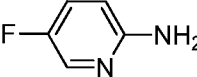
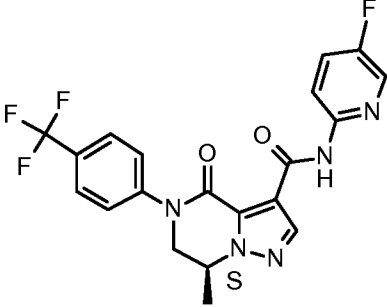
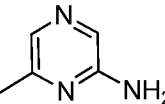
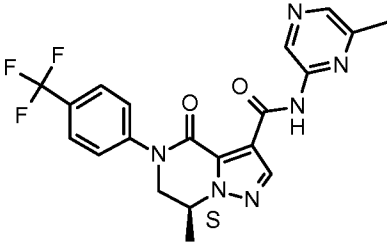
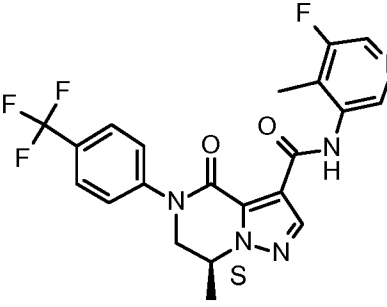
15

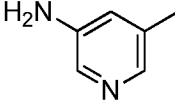
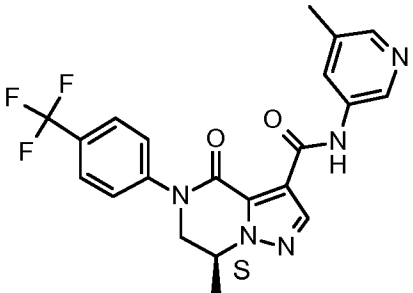
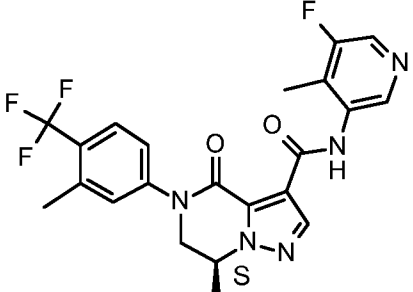
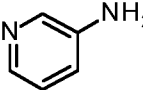
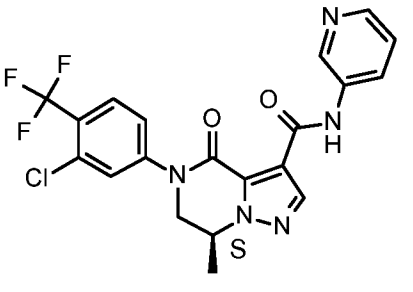
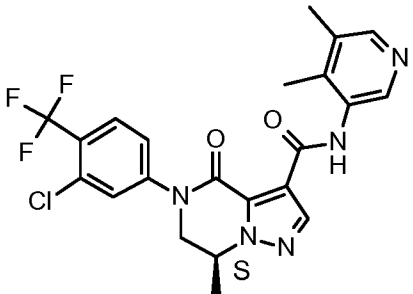
product was purified by flash column chromatography (silica; MeOH in DCM 0/100 to 10/90). The desired fractions were collected and the solvents concentrated *in vacuo*.

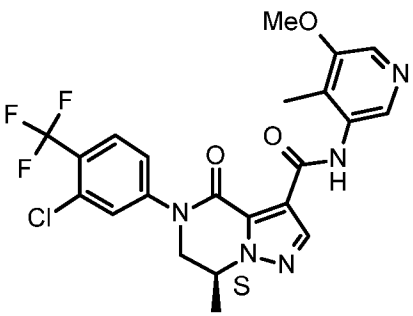
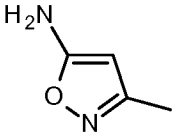
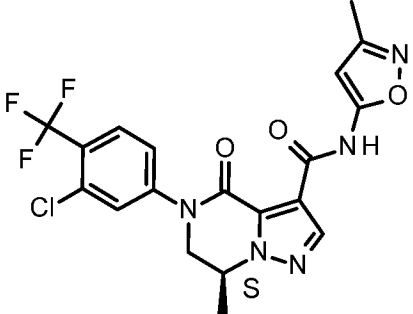
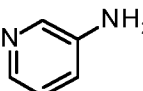
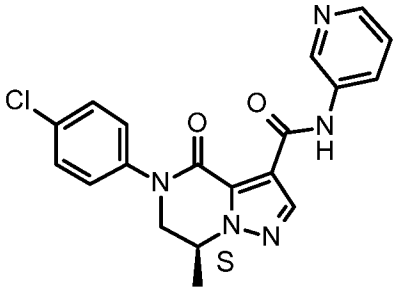
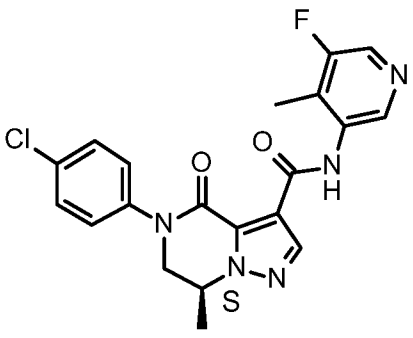
The residue was triturated with DIPE to yield final compound **Co. No. 36** (2 g, 57%) as a white solid. ¹H NMR (500 MHz, CDCl₃) δ ppm 1.76 (d, *J*=6.4 Hz, 3 H) 2.58 (s, 3 H)

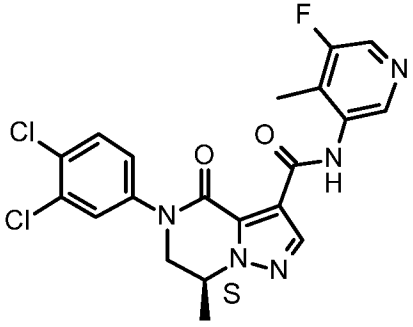
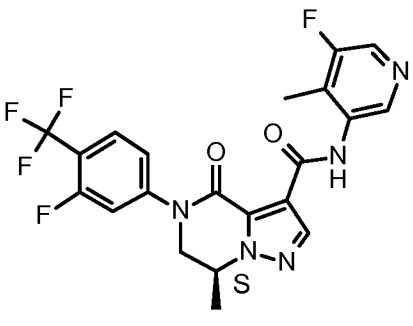
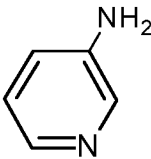
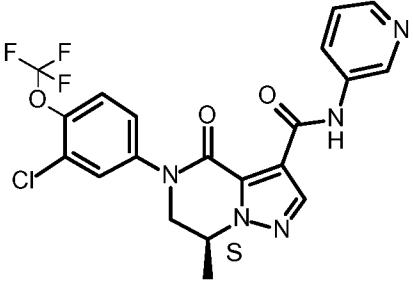
- 5 4.01 (dd, *J*=13.0, 7.2 Hz, 1 H) 4.30 (dd, *J*=13.0, 4.3 Hz, 1 H) 4.79 - 4.87 (m, 1 H) 7.25 (dd, *J*=8.1, 4.6 Hz, 1 H) 7.32 (d, *J*=8.4 Hz, 1 H) 7.35 (s, 1 H) 7.77 (d, *J*=8.4 Hz, 1 H) 8.24 (dt, *J*=8.4, 1.4 Hz, 1 H) 8.32 (dd, *J*=4.6, 0.9 Hz, 1 H) 8.34 (s, 1 H) 8.81 (d, *J*=2.3 Hz, 1 H) 12.05 (br. s., 1 H).

- 10 Following a procedure analogous to that described for **E-8**, the following compounds were also synthesized:

Intermediate	Reagent	Final Compound
I-61		 Co. No. 104
I-61		 Co. No. 123
I-61	I-93	 Co. No. 124

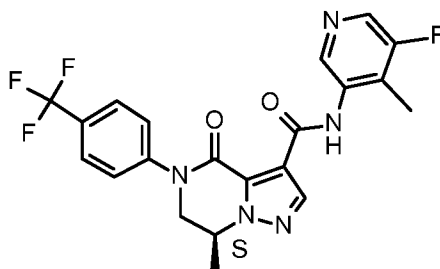
Intermediate	Reagent	Final Compound
I-61		 Co. No. 8
I-59	I-93	 Co. No. 125
I-58		 Co. No. 47
I-58	I-94	 Co. No. 126

Intermediate	Reagent	Final Compound
I-58	I-95	 Co. No. 127
I-58		 Co. No. 128
I-64		 Co. No. 41
I-64	I-93	 Co. No. 129

Intermediate	Reagent	Final Compound
I-60	I-93	 Co. No. 130
I-57	I-93	 Co. No. 131
I-94		 Co. No. 152

Example 9 (E-9)

(7*S*)-*N*-(5-Fluoro-4-methyl-3-pyridyl)-7-methyl-4-oxo-5-[4-(trifluoromethyl)phenyl]-6,7-dihydropyrazolo[1,5-*a*]pyrazine-3-carboxamide (Co. No. 124)

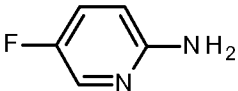
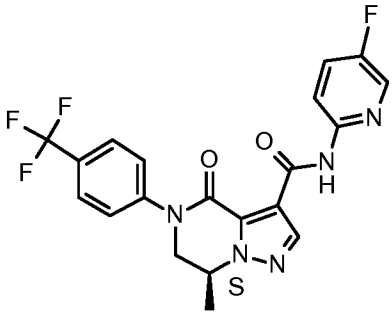
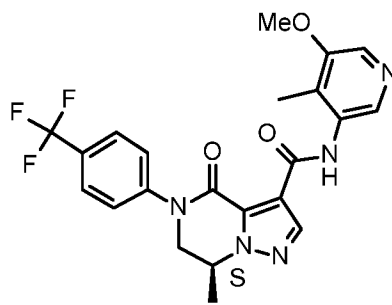


5

Lithium bis(trimethylsilyl)amide (1M in THF, 0.653 mL, 0.653 mmol) was added to a stirred solution of intermediate **I-93** (75 mg, 0.598 mmol) in THF (5 mL) at 0 °C. The

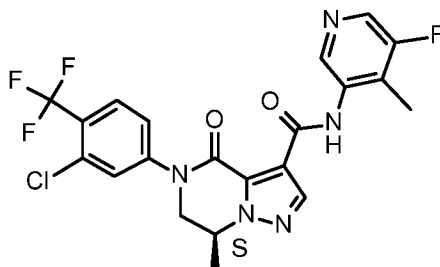
mixture was stirred at 0 °C for 30 min, then was cooled to -10 °C and intermediate **I-61** (200 mg, 0.544 mmol) in THF (3 mL) was added. The mixture was stirred at -10 °C for 1h. The mixture was diluted with water and extracted with EtOAc. The organic layer was separated, dried (Na₂SO₄), filtered and the solvents concentrated *in vacuo*. The crude product was purified by flash column chromatography (silica; EtOAc in DCM 0/100 to 20/80 and then 7N solution of ammonia in MeOH in DCM 10/90). The desired fractions were collected and the solvents concentrated *in vacuo*. The residue was triturated with DIPE to yield final compound **Co. No. 124** (76 mg, 31%). as a pale salmon solid. ¹H NMR (500 MHz, CDCl₃) δ ppm 1.78 (d, *J*=6.4 Hz, 3 H) 2.25 (d, *J*=1.4 Hz, 3 H) 4.05 (dd, *J*=12.9, 7.4 Hz, 1 H) 4.34 (dd, *J*=12.9, 4.2 Hz, 1 H) 4.82 - 4.90 (m, 1 H) 7.53 (d, *J*=8.4 Hz, 2 H) 7.78 (d, *J*=8.4 Hz, 2 H) 8.22 (s, 1 H) 8.36 (s, 1 H) 8.94 (s, 1 H) 11.56 (br. s, 1 H).

Following a procedure analogous to that described for **E-9**, the following compounds were also synthesized:

Intermediate	Reagent	Final Compound
I-61		 Co. No. 104
I-61	I-95	 Co. No. 132

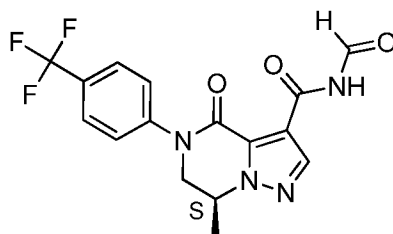
Example 10 (E-10)

(7*S*)-5-[3-chloro-4-(trifluoromethyl)phenyl]-*N*-(5-fluoro-4-methyl-3-pyridyl)-7-methyl-4-oxo-6,7-dihydropyrazolo[1,5-*a*]pyrazine-3-carboxamide (**Co. No. 133**)



Intermediate **I-93** (56 mg, 0.448 mmol) in THF (1 mL) was added to a stirred solution of ethylmagnesium bromide (1M in THF, 0.448 mL, 0.448 mmol) under nitrogen. The mixture was stirred at rt for 1h. The resulting solution was added to a stirred solution of intermediate **I-58** (150 mg, 0.373 mmol) in THF (0.84 mL) and the mixture was stirred at rt for 18h. Water was added and the mixture was extracted with EtOAc. The organic layer was separated, dried (Na₂SO₄), filtered and the solvents concentrated *in vacuo*. The crude product was purified by flash column chromatography (silica; EtOAc in DCM 0/100 to 20/80 and then 7N solution of ammonia in MeOH in DCM 10/90). The desired fractions were collected and the solvents concentrated *in vacuo*. The residue was triturated with DIPE to yield final compound **Co. No. 133** (65 mg, 36%). as an off-white solid. ¹H NMR (500 MHz, CDCl₃) δ ppm 1.78 (d, *J*=6.4 Hz, 3 H) 2.27 (d, *J*=1.4 Hz, 3 H) 4.05 (dd, *J*=12.7, 7.5 Hz, 1 H) 4.32 (dd, *J*=12.9, 4.2 Hz, 1 H) 4.86 (quind, *J*=6.9, 4.3 Hz, 1 H) 7.43 (dd, *J*=8.4, 1.4 Hz, 1 H) 7.59 (d, *J*=2.0 Hz, 1 H) 7.83 (d, *J*=8.4 Hz, 1 H) 8.23 (br. s., 1 H) 8.37 (s, 1 H) 8.95 (br. s., 1 H) 11.44 (s, 1 H).

Example 11 (E-11)

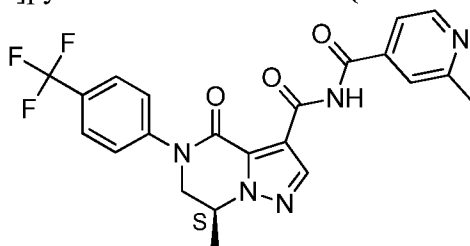


To a solution of intermediate **I-69** or **Co. No. 73** (30 mg, 0.0887 mmol) in DCM (0.568 mL) was added *N,N*-dimethylformamide dimethyl acetal (15.315 μL, 0.115 mmol) at rt. Then 5 Å molecular sieves (50 mg) were added and the mixture was stirred for at 70 °C for 40 min under microwave irradiation. The mixture was filtered through a pad of diatomaceous earth and washed with DCM. The solvent was removed in vacuo and the residue was purified by flash column chromatography (EtOAc in DCM gradient from 0:100 to 50:50). The desired fractions were collected and concentrated in vacuo to yield final compound **Co. No. 134** (19 mg, 58.49%) as a white solid. ¹H NMR (500 MHz, CDCl₃) δ ppm 1.77 (d, *J*=6.6 Hz, 3 H) 4.04 (dd, *J*=13.0, 7.5 Hz, 1 H) 4.32 (dd, *J*=13.0,

4.3 Hz, 1 H) 4.85 (quind, $J=6.8$, 4.3 Hz, 1 H) 7.52 (d, $J=8.4$ Hz, 2 H) 7.76 (d, $J=8.4$ Hz, 2 H) 8.34 (s, 1 H) 9.34 (d, $J=9.2$ Hz, 1 H) 12.35 (br. d, $J=8.4$ Hz, 1 H).

Example 12 (E-12)

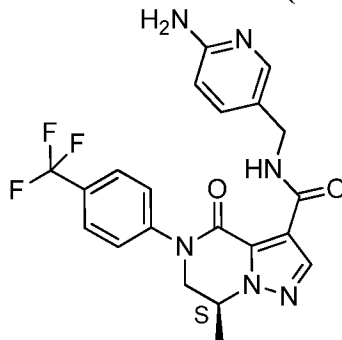
- 5 (7*S*)-7-Methyl-*N*-(2-methylpyridine-4-carbonyl)-4-oxo-5-[4-(trifluoromethyl)phenyl]-6,7-dihydropyrazolo[1,5-*a*]pyrazine-3-carboxamide (**Co. No. 135**)



- 2-Methyl-4-pyridinecarbonyl chloride (80 mg, 0.514 mmol) was added to a stirred mixture of intermediate **I-69** (174 mg, 0.514 mmol) in pyridine (414 μ L) under nitrogen. The mixture was stirred at 50 $^{\circ}$ C for 2h. The solvent was concentrated *in vacuo* and the crude product was purified by flash column chromatography (silica, 7N solution of ammonia in MeOH in DCM 0:100 to 4:96) to yield a colorless oil which was further purified by RP HPLC (Stationary phase: C18 XBridge 30 x 100 mm 5 μ m ; mobile phase: gradient from 67% 0.1% $\text{NH}_4\text{CO}_3\text{H}/\text{NH}_4\text{OH}$ pH 9 solution in water, 33% MeCN to 50% 0.1% $\text{NH}_4\text{CO}_3\text{H}/\text{NH}_4\text{OH}$ pH 9 solution in water, 50% MeCN) to yield final compound **Co. No. 135** (11 mg, 5%). ^1H NMR (500 MHz, CDCl_3) δ ppm 1.77 (d, $J=6.6$ Hz, 3 H) 2.55 (s, 3 H) 4.09 (dd, $J=13.0$, 7.5 Hz, 1 H) 4.36 (dd, $J=13.0$, 4.3 Hz, 1 H) 4.86 (quind, $J=6.9$, 4.2 Hz, 1 H) 7.56 (br. d, $J=8.4$ Hz, 2 H) 7.60 (dd, $J=5.2$, 1.2 Hz, 1 H) 7.71 (br. s, 1 H) 7.79 (br. d, $J=8.4$ Hz, 2 H) 8.36 (s, 1 H) 8.60 (d, $J=5.2$ Hz, 1 H) 13.12 (br. s, 1 H).

Example 13 (E-13)

- (7*S*)-*N*-[(6-Amino-3-pyridyl)methyl]-7-methyl-4-oxo-5-[4-(trifluoromethyl)phenyl]-6,7-dihydropyrazolo[1,5-*a*]pyrazine-3-carboxamide (**Co. No. 136**)



25

A mixture of intermediate **I-89** (75 mg, 0.144 mmol), hydroxylamine hydrochloride (50 mg, 0.72 mmol) and Et_3N (20 μ L, 0.144 mmol) in EtOH (2 mL) and water (1 mL)

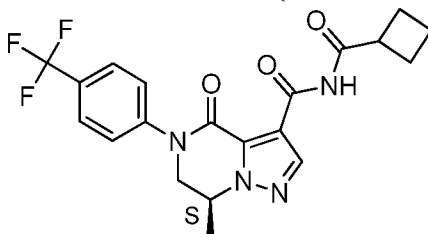
was stirred at reflux for 20h. Hydroxylamine hydrochloride (50 mg, 0.72 mmol) and Et₃N (20 µL, 0.144 mmol) were added. The mixture was refluxed for an additional 12h then cooled. The cooled solution was quenched with HCl, washed with Et₂O, and the pH was adjusted to 9-10 with 2 M NaOH. The resulting mixture was extracted several times with DCM. The combined organic phases were dried (MgSO₄) and the solvent was evaporated *in vacuo*. The crude product was purified by flash column chromatography (silica; DCM-MeOH 9/1 in DCM 5/100 to 70/30). The desired fractions were collected and the solvents evaporated *in vacuo*. The product was triturated with DIPE to yield final compound

- 10 **Co. No. 136** (43 mg, 66%) as a white solid. ¹H NMR (300 MHz, CDCl₃) δ ppm 1.65 (d, *J*=6.6 Hz, 3 H) 3.89 (dd, *J*=12.8, 7.1 Hz, 1 H) 4.20 (dd, *J*=12.8, 4.3 Hz, 1 H) 4.31 (br. s., 2 H) 4.36 (d, *J*=5.8 Hz, 2 H) 4.65 - 4.78 (m, 1 H) 6.36 (d, *J*=8.4 Hz, 1 H) 7.37 - 7.45 (m, 3 H) 7.68 (br. d, *J*=8.4 Hz, 2 H) 7.94 (d, *J*=1.5 Hz, 1 H) 8.20 (s, 1 H) 9.99 (br. t, *J*=5.1, 5.1 Hz, 1 H).

15

Example 14 (E-14)

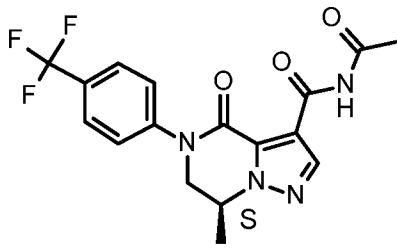
(7*S*)-*N*-(cyclobutanecarbonyl)-7-methyl-4-oxo-5-[4-(trifluoromethyl)phenyl]-6,7-dihydropyrazolo[1,5-*a*]pyrazine-3-carboxamide (**Co. No. 137**)



- 20 Dess-Martin periodinane (167 mg, 0.394 mmol) was added to a stirred solution of intermediate **I-90** (100 mg, 0.246 mmol) in fluorobenzene (2.5 mL) and DMSO (100 µL) at rt. The resulting mixture was stirred in a sealed tube at 85 °C for 1h. The mixture was allowed to reach rt and then it was partitioned between EtOAc and an aq. sol. of Na₂S₂O₃. The organic layer was dried (MgSO₄), filtered and the solvent
- 25 concentrated *in vacuo*. The crude product was purified by flash column chromatography (silica; MeOH in DCM 10:90). The desired fractions were collected and the solvents concentrated *in vacuo* to give a residue, which was further purified by RP HPLC (Stationary phase: C18 XBridge 30 x 100 mm 5 µm; mobile phase: gradient from 54% 0.1% NH₄CO₃H/NH₄OH pH 9 solution in Water, 46% MeCN to 64% 0.1% NH₄CO₃H/NH₄OH pH 9 solution in water, 36% MeCN), to yield final compound
- 30 **Co. No. 137** (45 mg, 43%). ¹H NMR (500 MHz, CDCl₃) δ ppm 1.74 (d, *J*=6.4 Hz, 3 H) 1.81 - 1.90 (m, 1 H) 1.91 - 2.02 (m, 1 H) 2.18 - 2.28 (m, 2 H) 2.29 - 2.39 (m, 2 H) 3.66 (quin, *J*=8.5 Hz, 1 H) 4.02 (dd, *J*=13.0, 7.2 Hz, 1 H) 4.31 (dd, *J*=13.0, 4.3 Hz, 1 H)

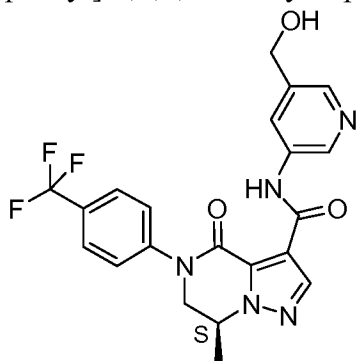
4.78 - 4.86 (m, 1 H) 7.52 (d, $J=8.1$ Hz, 2 H) 7.76 (d, $J=8.4$ Hz, 2 H) 8.28 (s, 1 H) 12.18 (br. s., 1 H).

Following a procedure analogous to that described for **E-14**, the following compounds
5 were also synthesized:

Intermediate	Final compound
I-91	 Co. No. 138

Example 15 (E-15)

(7S)-N-[5-(hydroxymethyl)pyridin-3-yl]-7-methyl-4-oxo-5-[4-(trifluoromethyl)phenyl]-4,5,6,7-tetrahydropyrazolo[1,5-a]pyrazine-3-carboxamide (**Co. No. 148**)

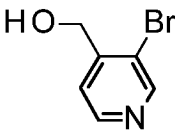
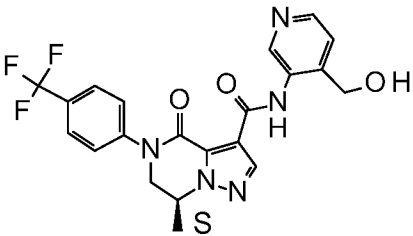
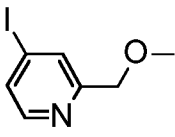
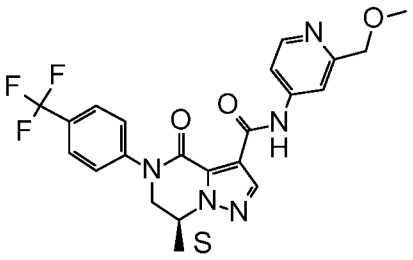
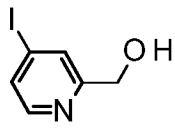
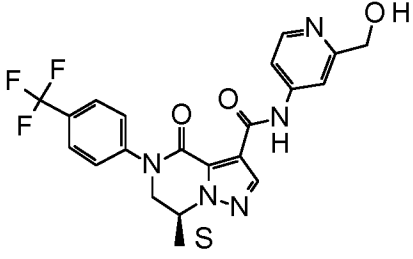


10

Copper(I) iodide (45.6 mg, 0.240 mmol) was added to a stirred suspension of intermediate **I-69** (202.6 mg, 0.599 mmol), heteroaryl-halide [37669-64-0] (201.7 mg, 0.898 mmol) and K_3PO_4 (381.4 mg, 1.797 mmol) in 1,4-dioxane (8.1 mL). The mixture was nitrogen flushed for a few minutes and then (+/-)-trans-1,2-cyclohexanediamine
15 (28.8 μ L, 0.240 mmol) and TEA (0.250 mL, 1.797 mmol) were added. The mixture was stirred under nitrogen in a sealed tube at 100 °C for 18 h. Then more TEA (0.250 mL, 1.797 mmol) was added and stirred at 100 °C for 4 h. Then the mixture was diluted with NH_4OH /brine and extracted with EtOAc. The organic layer was separated and evaporated *in vacuo*. The crude product was purified by flash column
20 chromatography (silica; EtOAc in DCM 0/100 to 100/0). The desired fractions were collected and the solvents concentrated *in vacuo*. The crude product was triturated with

DIPE, filtered and dried to yield final compound **Co. No. 148** (122 mg, 46%) as a white solid.

Following a procedure analogous to that described for **E-15**, the following compounds were also synthesized:

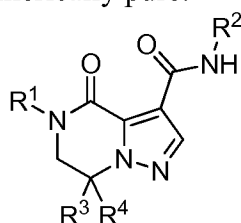
Intermediate	Reagent	Final compound
I-69		 Co. No. 147
I-69		 Co. No. 149
I-69		 Co. No. 150

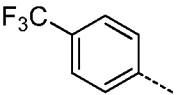
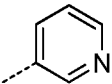
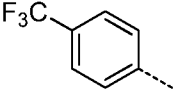
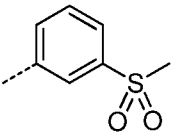
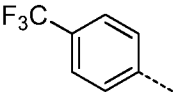
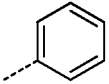
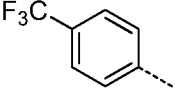
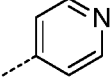
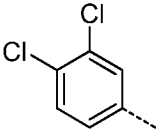
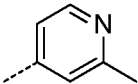
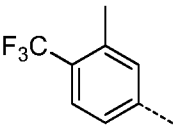
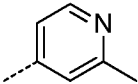
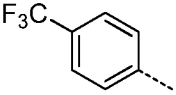
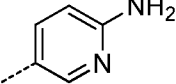
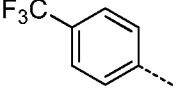
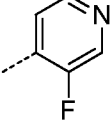
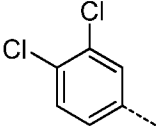
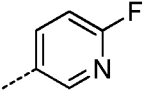
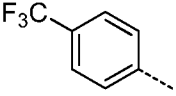
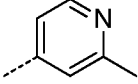
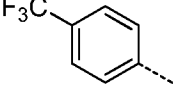
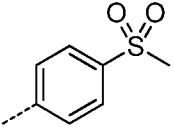
5

Table 1 below lists additional compounds of Formula (I).

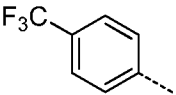
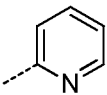
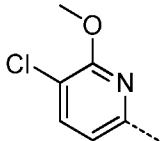
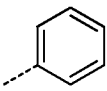
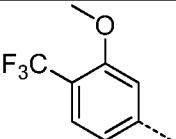
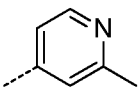
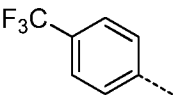
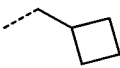
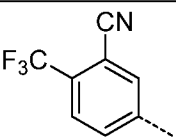
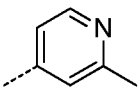
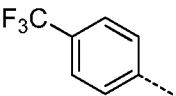
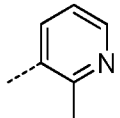
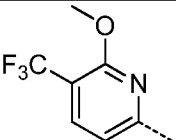
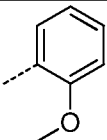
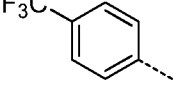
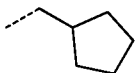
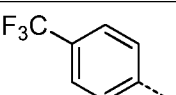
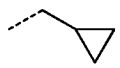
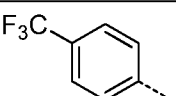
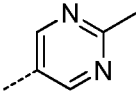
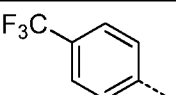

Table 1. The following compounds were prepared following the methods exemplified in the Experimental Part (Ex. No.). Compounds exemplified and described in the experimental part are marked with an asterisk *. For some compounds the stereochemical configuration has been designated as *R or *S when the absolute stereochemistry is undetermined although the compound itself has been isolated as a single stereoisomer and is enantiomerically pure.

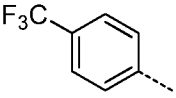
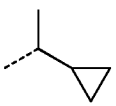
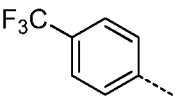
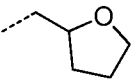
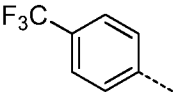
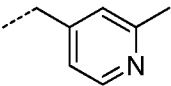
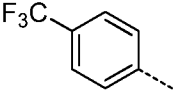
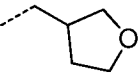
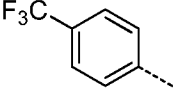
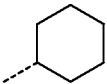
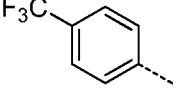
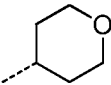
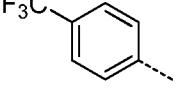
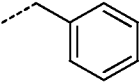
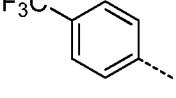

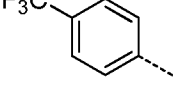
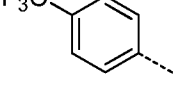
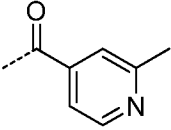
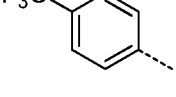
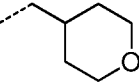
10

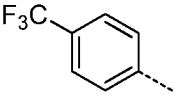
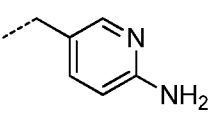
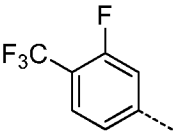
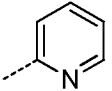
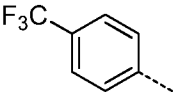
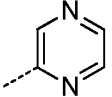
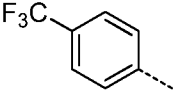
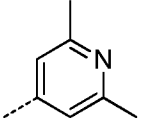
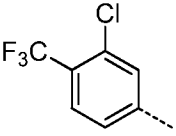
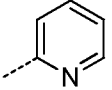
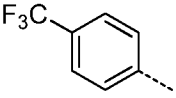
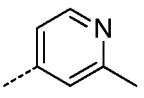
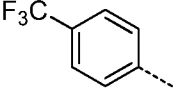
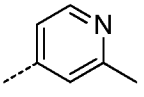
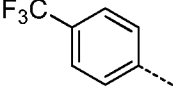

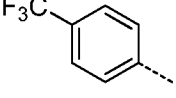

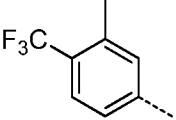
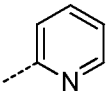
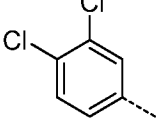
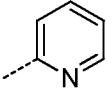


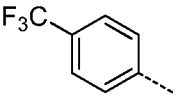
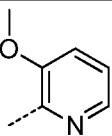
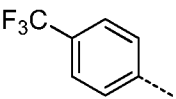
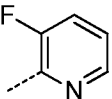
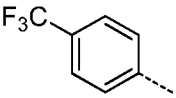
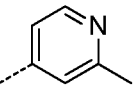
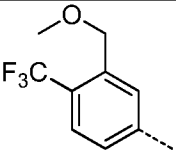
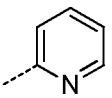
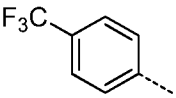
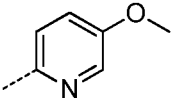
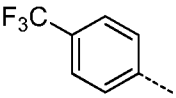
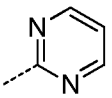
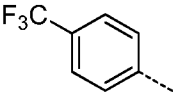
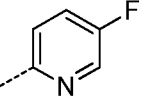
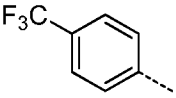

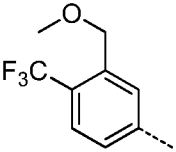
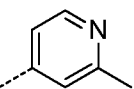
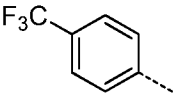
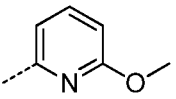
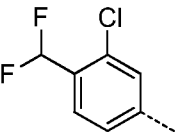
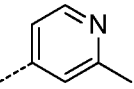
Co. No.	R ¹	R ²	>CR ³ R ⁴	Salt Form
1			>CH(CH ₃) (S)	
2			>CH(CH ₃) (S)	
57			>CH(CH ₃) (S)	
3			>CH(CH ₃) (S)	
85			>CH(CH ₃) (S)	
86			>CH(CH ₃) (S)	
19			>CH(CH ₃) (S)	
4			>CH(CH ₃) (S)	
56			>CH(CH ₃) (S)	
5			>CH(CH ₃) (S)	
6			>CH(CH ₃) (S)	

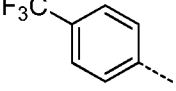
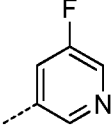
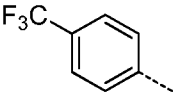
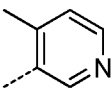
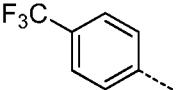

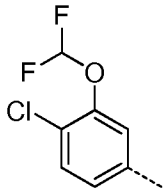
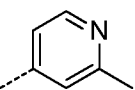
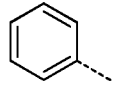
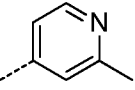
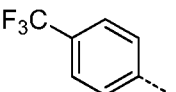
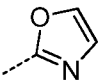
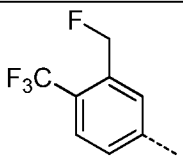
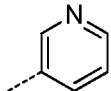
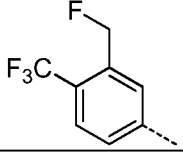
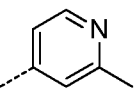
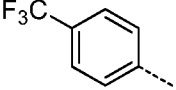
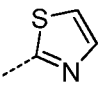
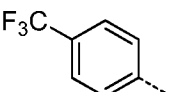
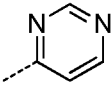
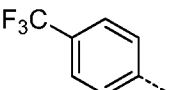
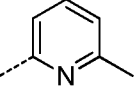
Co. No.	R ¹	R ²	>CR ³ R ⁴	Salt Form
87			>CH(CH ₃) (S)	
23			>CH(CH ₃) (S)	
120			>CH(CH ₃) (S)	
7			>CH(CH ₃) (S)	
144			>CH(CH ₃) (S)	
55			>CH(CH ₃) (S)	
8			>CH(CH ₃) (S)	
119			>CH(CH ₃) (S)	
88			>CH(CH ₃) (S)	
121			>CH(CH ₃) (S)	
89			>CH(CH ₃) (S)	

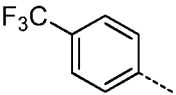

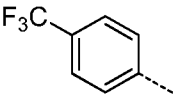
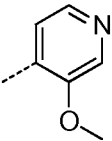
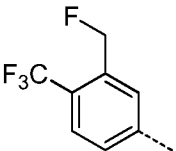
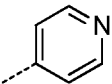
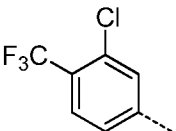
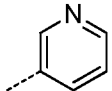
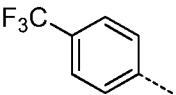
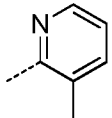
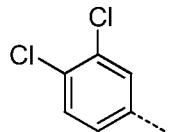
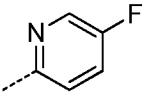
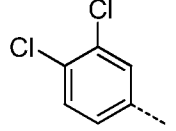
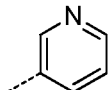
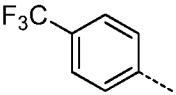
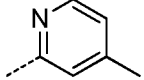
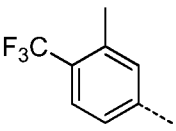
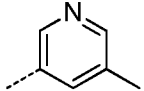
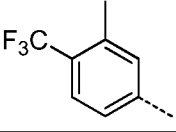
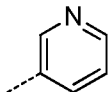
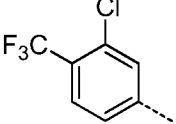
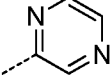
Co. No.	R ¹	R ²	>CR ³ R ⁴	Salt Form
9			>CH(CH ₃) (<i>S</i>)	
83			>CH(CH ₃) (<i>S</i>)	
90			>CH(CH ₃) (<i>S</i>)	
58			>CH(CH ₃) (<i>S</i>)	
91			>CH(CH ₃) (<i>S</i>)	
10			>CH(CH ₃) (<i>S</i>)	
122			>CH(CH ₃) (<i>S</i>)	
59			>CH(CH ₃) (<i>S</i>)	
60			>CH(CH ₃) (<i>S</i>)	
99			>CH(CH ₃) (<i>S</i>)	
134			>CH(CH ₃) (<i>S</i>)	

Co. No.	R ¹	R ²	>CR ³ R ⁴	Salt Form
61			>CH(CH ₃) (*S)	
62			>CH(CH ₃) (S)	
63			>CH(CH ₃) (S)	
64			>CH(CH ₃) (S)	
65			>CH(CH ₃) (S)	
66			>CH(CH ₃) (S)	
67			>CH(CH ₃) (S)	
68			>CH(CH ₃) (S)	
69		-CH ₃	>CH(CH ₃) (S)	
135			>CH(CH ₃) (S)	
70			>CH(CH ₃) (S)	

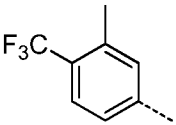
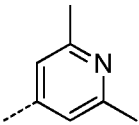
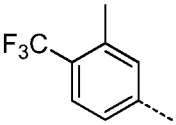
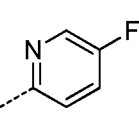
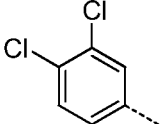
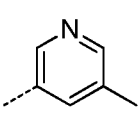
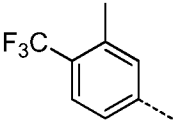
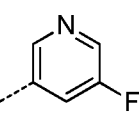
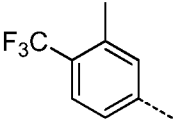
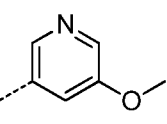
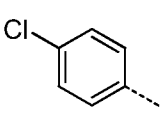
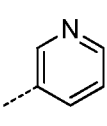
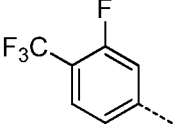
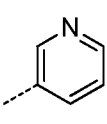
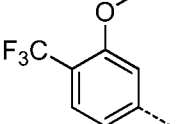
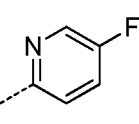
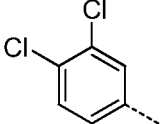
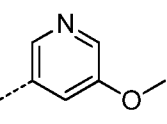
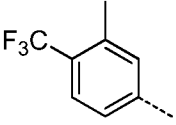
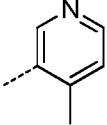
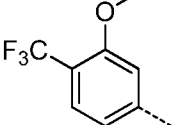
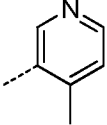
Co. No.	R ¹	R ²	>CR ³ R ⁴	Salt Form
136			>CH(CH ₃) (<i>S</i>)	
20			>CH(CH ₃) (<i>S</i>)	
100			>CH(CH ₃) (<i>S</i>)	
101			>CH(CH ₃) (<i>S</i>)	
46			>CH(CH ₃) (<i>S</i>)	
94			>CH(CH ₂ OCH ₃) (* <i>S</i>)	
93			>CH(CH ₂ OCH ₃) (* <i>R</i>)	
71			>CH(CH ₃) (<i>S</i>)	
72			>CH(CH ₃) (<i>S</i>)	
35			>CH(CH ₃) (<i>S</i>)	
25			>CH(CH ₃) (<i>S</i>)	

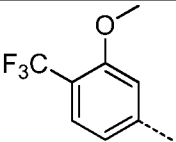
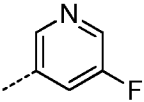
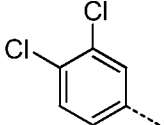
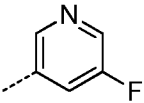
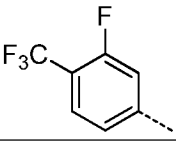
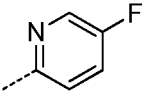
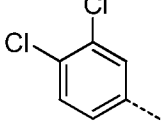
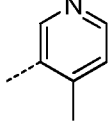
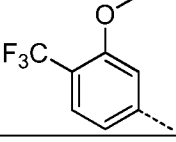
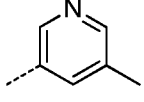
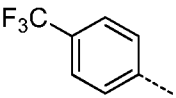
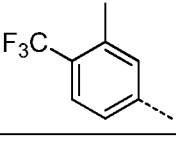
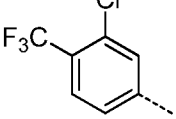
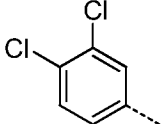
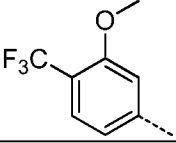
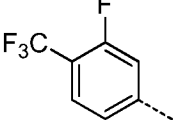
Co. No.	R ¹	R ²	>CR ³ R ⁴	Salt Form
11			>CH(CH ₃) (S)	
12			>CH(CH ₃) (S)	
12a				. HCl
92			>CH(CH ₂ OCH ₃)	
31			>CH(CH ₃) (S)	
102			>CH(CH ₃) (S)	
103			>CH(CH ₃) (S)	
104			>CH(CH ₃) (S)	
137			>CH(CH ₃) (S)	
95			>CH(CH ₃) (S)	
105			>CH(CH ₃) (S)	
96			>CH(CH ₃) (S)	

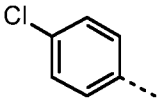
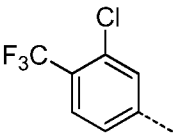
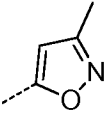
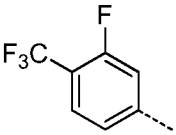
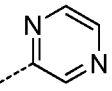
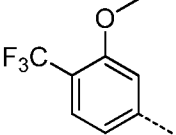
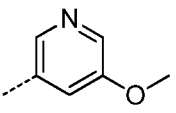
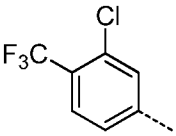
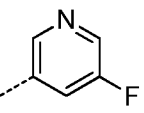
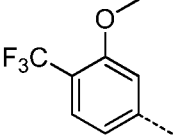
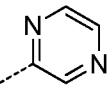
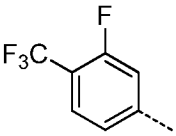
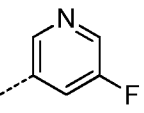
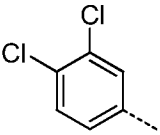
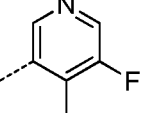
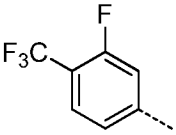
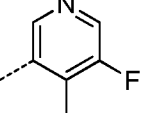
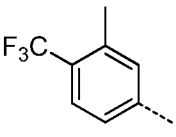
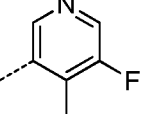
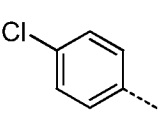
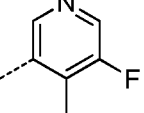
Co. No.	R ¹	R ²	>CR ³ R ⁴	Salt Form
13			>CH(CH ₃) (S)	
13a				.HCl
14			>CH(CH ₃) (S)	
138			>CH(CH ₃) (S)	
84			>CH(CH ₃) (S)	
97			>CH(CH ₃) (S)	
139			>CH(CH ₃) (S)	
53			>CH(CH ₃) (S)	
54			>CH(CH ₃) (S)	
140			>CH(CH ₃) (S)	
141			>CH(CH ₃) (S)	
17			>CH(CH ₃) (S)	

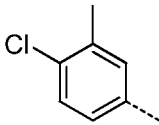
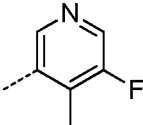
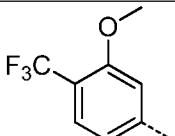
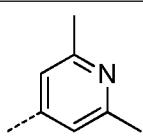
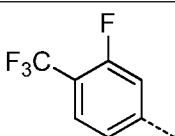
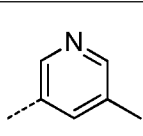
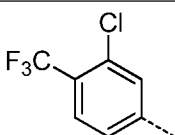
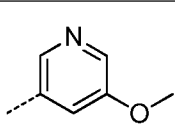
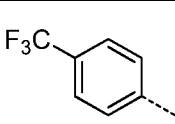
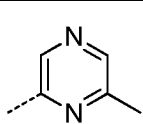
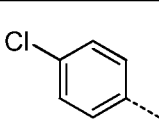
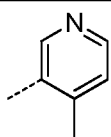
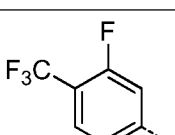
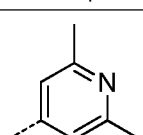
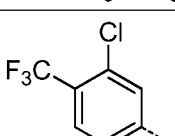
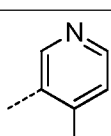
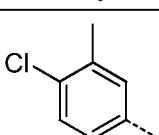
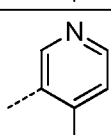
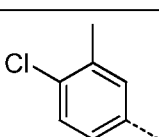
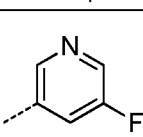
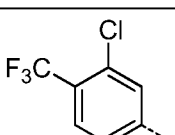
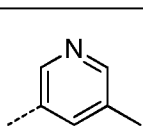
Co. No.	R ¹	R ²	>CR ³ R ⁴	Salt Form
142			>CH(CH ₃) (S)	
16			>CH(CH ₃) (S)	
52			>CH(CH ₃) (S)	
47			>CH(CH ₃) (S)	
15			>CH(CH ₃) (S)	
98			>CH(CH ₃) (S)	
26			>CH(CH ₃) (S)	
18			>CH(CH ₃) (S)	
37			>CH(CH ₃) (S)	
36			>CH(CH ₃) (S)	
106			>CH(CH ₃) (S)	

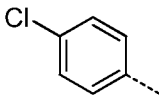
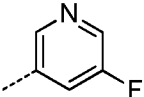
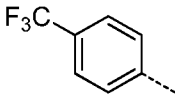
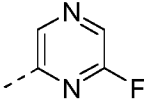
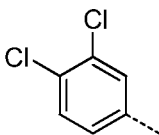
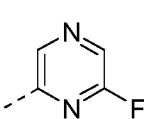
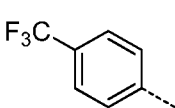
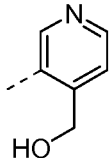
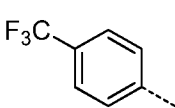
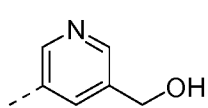
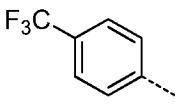
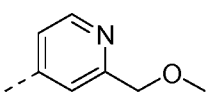
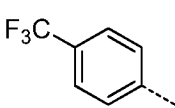
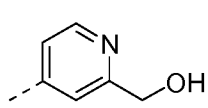
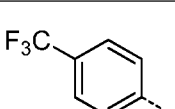
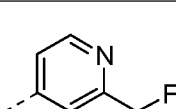
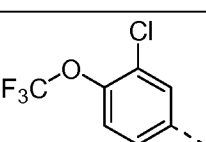
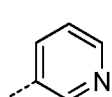
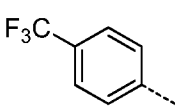
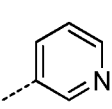
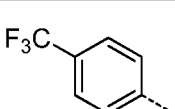
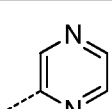
Co. No.	R ¹	R ²	>CR ³ R ⁴	Salt Form
112			>CH(CH ₃) (S)	
109			>CH(CH ₃) (S)	
124			>CH(CH ₃) (S)	
133			>CH(CH ₃) (S)	
116			>CH(CH ₃) (S)	
118			>CH(CH ₃) (S)	
107			>CH(CH ₃) (S)	
108			>CH(CH ₃) (S)	
126			>CH(CH ₃) (S)	
132			>CH(CH ₃) (S)	
127			>CH(CH ₃) (S)	

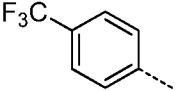
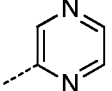
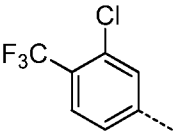
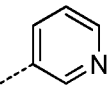
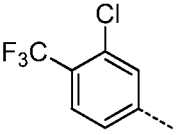
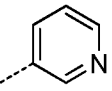
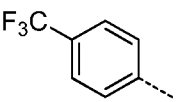
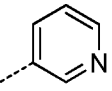
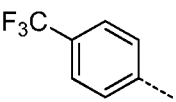
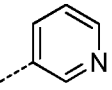
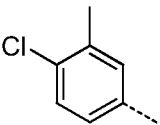
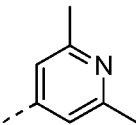
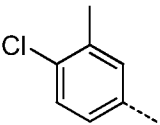
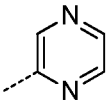
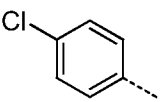
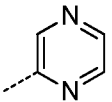
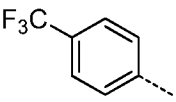
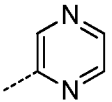
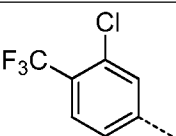
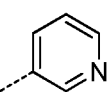
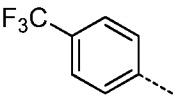
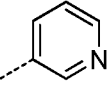
Co. No.	R ¹	R ²	>CR ³ R ⁴	Salt Form
111			>CH(CH ₃) (S)	
110			>CH(CH ₃) (S)	
28			>CH(CH ₃) (S)	
39			>CH(CH ₃) (S)	
40			>CH(CH ₃) (S)	
41			>CH(CH ₃) (S)	
21			>CH(CH ₃) (S)	
81			>CH(CH ₃) (S)	
29			>CH(CH ₃) (S)	
38			>CH(CH ₃) (S)	
32			>CH(CH ₃) (S)	

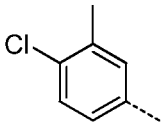
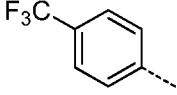
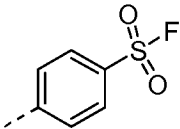
Co. No.	R ¹	R ²	>CR ³ R ⁴	Salt Form
117			>CH(CH ₃) (S)	
27			>CH(CH ₃) (S)	
78			>CH(CH ₃) (S)	
30			>CH(CH ₃) (S)	
33			>CH(CH ₃) (S)	
73		-H	>CH(CH ₃) (S)	
75		-H	>CH(CH ₃) (S)	
74		-H	>CH(CH ₃) (S)	
76		-H	>CH(CH ₃) (S)	
80		-H	>CH(CH ₃) (S)	
77		-H	>CH(CH ₃) (S)	

Co. No.	R ¹	R ²	>CR ³ R ⁴	Salt Form
82		-H	>CH(CH ₃) (S)	
128			>CH(CH ₃) (S)	
113			>CH(CH ₃) (S)	
34			>CH(CH ₃) (S)	
50			>CH(CH ₃) (S)	
115			>CH(CH ₃) (S)	
24			>CH(CH ₃) (S)	
130			>CH(CH ₃) (S)	
131			>CH(CH ₃) (S)	
125			>CH(CH ₃) (S)	
129			>CH(CH ₃) (S)	

Co. No.	R ¹	R ²	>CR ³ R ⁴	Salt Form
79			>CH(CH ₃) (S)	
143			>CH(CH ₃) (S)	
22			>CH(CH ₃) (S)	
51			>CH(CH ₃) (S)	
123			>CH(CH ₃) (S)	
43			>CH(CH ₃) (S)	
114			>CH(CH ₃) (S)	
49			>CH(CH ₃) (S)	. HCl
44			>CH(CH ₃) (S)	
45			>CH(CH ₃) (S)	
48			>CH(CH ₃) (S)	

Co. No.	R ¹	R ²	>CR ³ R ⁴	Salt Form
42			>CH(CH ₃) (<i>S</i>)	
145			>CH(CH ₃) (<i>S</i>)	
146			>CH(CH ₃) (<i>S</i>)	
147			>CH(CH ₃) (<i>S</i>)	
148			>CH(CH ₃) (<i>S</i>)	
149			>CH(CH ₃) (<i>S</i>)	
150			>CH(CH ₃) (<i>S</i>)	
151			>CH(CH ₃) (<i>S</i>)	
152			>CH(CH ₃) (<i>S</i>)	
153			>CH ₂	
154			>CH(CH ₂ OCH ₃) (* <i>S</i>)	

Co. No.	R ¹	R ²	>CR ³ R ⁴	Salt Form
155			>CH(CH ₂ OCH ₃) (*R)	
156			>CH(CH ₂ OCH ₃) (*S)	
157			>CH(CH ₂ OCH ₃) (*R)	
158			>CH(CH ₂ OCH ₃) (*S)	
159			>CH(CH ₂ OCH ₃) (*R)	
160			>CH(CH ₃) (S)	
161			>CH(CH ₃) (S)	
162			>CH(CH ₃) (S)	
163			>CH(CH ₂ OCH ₃) (RS)	
164			>CH(CH ₂ OCH ₃) (RS)	
165			>CH(CH ₂ OCH ₃) (RS)	

Co. No.	R ¹	R ²	>CR ³ R ⁴	Salt Form
166		-H	>CH(CH ₃) (S)	
167			>CH(CH ₃) (S)	

The values of salt stoichiometry or acid content in the compounds as provided herein, are those obtained experimentally and may vary when using different analytical methods. The content of hydrochloric acid reported herein was determined by ¹H NMR integration and/or elemental analysis.

5

ANALYTICAL PART

Melting points

Values are peak values, and are obtained with experimental uncertainties that are commonly associated with this analytical method.

- 10 DSC823e (A): For a number of compounds, melting points (m.p.) were determined with a DSC823e (Mettler-Toledo) apparatus. Melting points were measured with a temperature gradient of 10 °C/minute. Maximum temperature was 300 °C. Peak values were recorded.

- 15 Mettler Toledo MP50 (B): For a number of compounds, melting points were determined in open capillary tubes on a Mettler Toledo MP50. Melting points were measured with a temperature gradient of 10 °C/minute. Maximum temperature was 300 °C. The melting point data was read from a digital display and checked from a video recording system.

20 LCMS

General procedure

- 25 The High Performance Liquid Chromatography (HPLC) measurement was performed using a LC pump, a diode-array (DAD) or a UV detector and a column as specified in the respective methods. If necessary, additional detectors were included (see table of methods below).

Flow from the column was brought to the Mass Spectrometer (MS) which was configured with an atmospheric pressure ion source. It is within the knowledge of the skilled person to set the tune parameters (e.g. scanning range, dwell time...) in order to obtain ions allowing the identification of the compound's nominal monoisotopic

molecular weight (MW) and/or exact mass monoisotopic molecular weight. Data acquisition was performed with appropriate software.

Compounds are described by their experimental retention times (R_t) and ions. If not specified differently in the table of data, the reported molecular ion corresponds to the

- 5 $[M+H]^+$ (protonated molecule). For molecules with multiple isotopic patterns (Br, Cl), the reported value is the one obtained for the lowest isotope mass. All results were obtained with experimental uncertainties that are commonly associated with the method used.

- 10 **Table 2.** LC-MS Methods (Flow expressed in mL/min; column temperature (T) in °C; Run time in minutes).

Method	Instrument	Column	Mobile phase	Gradient	Flow ----- Col T	Run time
1	Waters: Acquity® UPLC® - DAD/SQD	Waters: CSH™ C18 (1.7µm, 2.1x50mm)	A: 95% CH ₃ COONH ₄ 6.5mM + 5% CH ₃ CN, B: CH ₃ CN	From 95% A to 5% A in 4.6min, held for 0.4min	1 ----- 50	5
2	Waters: Acquity® IClass -DAD / Xevo G2-S QTOF	Waters: CSH™ C18 (1.7µm, 2.1x50mm)	A: 95% CH ₃ COONH ₄ 6.5mM + 5% CH ₃ CN, B: CH ₃ CN	From 95% A to 5% A in 4.6min, held for 0.4min	1 ----- 50	5
3	Waters: Acquity® IClass UPLC® -DAD/SQD	Waters: CSH™ C18 (1.7µm, 2.1x50mm)	A: 95% CH ₃ COONH ₄ 6.5mM + 5% CH ₃ CN, B: CH ₃ CN	From 95% A to 5% A in 4.6min, held for 0.4min	1 ----- 50	5
4	Agilent 1100 - DAD-MSD G1956A	YMC-pack ODS-AQ C18 (50 x 4.6 mm, 3 µm)	A: 0.1% HCOOH in H ₂ O B: CH ₃ CN	From 95% A to 5% A in 4.8 min, held for 1.0 min, to 95% A in 0.2 min.	2.6 ----- 35	6.0

Method	Instrument	Column	Mobile phase	Gradient	Flow ----- Col T	Run time
5	Waters: Acquity UPLC® - DAD / Quattro Micro™	Waters: BEH C18 (1.7µm, 2.1x100mm)	A: 95% CH ₃ COONH ₄ 7mM / 5% CH ₃ CN, B: CH ₃ CN	84.2% A for 0.49min, to 10.5% A in 2.18min, held for 1.94min, back to 84.2% A in 0.73min, held for 0.73min.	0.343 ----- 40	6.2
6	Agilent 1290 Infinity DAD TOF-LC/MS G6224A	YMC-pack ODS-AQ C18 (50 x 4.6 mm, 3 µm)	A: 0.1% HCOOH in H ₂ O B: CH ₃ CN	ISET 2V1.0 Emulated Agilent Pump G1312A V1.0 From 94.51% A to 5% A in 4.8 min, held for 1.0 min, to 95% A in 0.2 min.	2.6 ----- 35	6.0
7	Waters: Acquity® UPLC® - DAD/SQD	Waters: CSH™ C18 (1.7µm, 2.1x50mm)	A: 95% CH ₃ COONH ₄ 6.5mM + 5% CH ₃ CN, B: CH ₃ CN	From 95% A to 40% A in 1.2min, to 5% A in 0.6min, held for 0.2min	1 ----- 50	2

Method	Instrument	Column	Mobile phase	Gradient	Flow ----- Col T	Run time
8	Agilent: HP1100-DAD, MSD G1956B	Agilent: Eclipse Plus C18 (3.5 μ m, 2.1x30mm)	A: 95% CH ₃ COONH ₄ 6.5mM + 5% CH ₃ CN, B: CH ₃ CN	95% A for 0.2 min, to 0% A in 2.8min, held for 0.15min, back to 95% A in 0.15min, held for 1.7min	1 ----- 60	5
9	Waters: Acquity® IClass UPLC®-DAD/ Xevo G2-S QTOF	Waters: CSH™ C18 (1.7 μ m, 2.1x50mm)	A: 95% CH ₃ COONH ₄ 6.5mM + 5% CH ₃ CN, B: CH ₃ CN	From 95% A to 5% A in 4.6min, held for 0.4min	1 ----- 50	5

Table 3. Analytical data – melting point (M.p.) and LCMS: [M+H]⁺ means the protonated mass of the free base of the compound, R_t means retention time (in min), method refers to the method used for LCMS. For some compounds, exact mass was determined.

Co. No.	M.p. (°C)	[M+H] ⁺	R _t	LCMS Method
1	167.35 (A)	416.1333 (-0.1mDa)	2.15	2
2	217.7 (B)	493	3.60	4
57	n.d.	415	4.02	6
3	160.2 (B)	416	2.31	4
85	204.8 (B)	431	2.40	6
86	121.8 (B)	444	2.52	6
19	181.5 (B)	431	2.25	6
4	189.0 (B)	434	3.38	4
56	167.35 (A)	416.1333 (-0.1mDa)	2.51	1

Co. No.	M.p. (°C)	[M+H] ⁺	R _t	LCMS Method
5	215.0 (B)	430	2.34	6
6	198.2 (B)	493	3.59	4
87	166.4 (B)	448	2.38	4
23	225.0 (B)	448	2.68	4
120	167.35 (A)	416.1333 (-0.1mDa)	3.08	8
7	185.3 (B)	433	3.90	6
144	197.8 (B)	446	3.31	4
55	n.d.	434	2.37	1
8	167.35 (A)	416.1333 (-0.1mDa)	2.31	2
119	194.51 (A)	476	2.95	2
88	244.9 (B)	431	2.27	4
121	212.39 (A)	476	3	2
89	171.4 (B)	396	2.20	6
9	246.7 (B)	416	3.41	6
83	203.08 (A)	412	2.7	1
90	176.4 (B)	460	2.43	4
58	204.6 (B)	407	3.66	6
91	224.9 (B)	455	2.29	4
10	171.6 (B)	430	2.53	4
122	192.95 (A)	476	2.91	2
59	159.8 (B)	421	3.89	6
60	161.4 (B)	393	3.45	6
99	223.3 (B)	431	3.16	6
134	n.d.	367	1.93	1
61	186.7 (B)	407	3.77	4
62	231.4 (B)	423	3.36	4
63	148.8 (B)	444	2.19	6
64	68.3 (B)	423	3.23	4
65	209.8 (B)	421	4.00	6
66	n.d.	423	3.20	6
67	n.d.	429	3.81	6
68	n.d.	395	3.82	6
69	n.d.	353	3.15	6
135	n.d.	458	1.97	1

Co. No.	M.p. (°C)	[M+H] ⁺	R _t	LCMS Method
70	128.8 (B)	437	3.33	4
136	104.2 (B)	445	2.15	6
20	199.2 (B)	434	3.69	4
100	225 (B)	417	3.50	4
101	214.9 (B)	444	2.41	4
46	223 (B)	450	3.84	4
94	n.d.	460	2.82	5
93	n.d.	460	2.82	5
71	208.2 (B)	393	3.65	4
72	108.6(B)	395	3.02	4
35	227.3 (B)	430	3.79	4
25	258.4 (B)	416	3.69	4
11	164.7 (B)	446	2.62	4
12	n.d.	434	3.39	4
92	>300	460	2.35	4
31	160.4 (B)	460	3.68	4
102	n.d.	446	3.72	4
103	248.3 (B)	417	3.11	4
104	184.48 (A)	434.1237 (-0.3mDa)	2.63	2
137	237.74 (A)	421.1492 (+0.5mDa)	2.41	2
95	n.d.	474	2.42	4
105	n.d.	446	3.98	4
96	175.2 (B)	446	2.25	6
13	196.7 (B)	434	3.70	4
13a	146.4 (B)	434	3.70	4
14	249.5 (B)	430	2.44	6
138	212.65 (A)	381.1179 (+0.5 mDa)	1.91	2
84	196.7 (B)	462	2.41	4
97	94.5 (B)	362	1.98	4
139	204.9 (B)	406	3.22	4
53	145.5 (B)	448	2.89	4
54	141.3 (B)	462	2.46	4
140	246.7 (B)	422	3.69	4
141	224.9 (B)	417	3.41	4

Co. No.	M.p. (°C)	[M+H] ⁺	R _t	LCMS Method
17	211.9 (B)	430	3.73	4
142	257.9 (B)	405	2.18	4
16	200.8 (B)	446	2.46	4
52	197.4 (B)	448	2.40	4
47	120.57 and 140.43 (A) (*)	450.0959 (+1.5mDa)	2.39	2
15	136.3 (B)	430	2.62	4
98	179.56 (A)	434.0589 (+0.2 mDa)	2.72	2
26	197.4 (B)	416	2.88	4
18	n.d.	430	3.43	4
37	202.8 (B)	444	2.99	4
36	156.85 (A)	430.1508 (+1.7mDa)	2.32	2
106	n.d.	451.0906 (+0.9mDa)	2.44	2
112	n.d.	431.1448 (+0.5mDa)	2.41	2
109	153.31 (A)	464.1101 (0.0mDa)	2.5	2
124	194.50 (A)	448	2.39	3
133	167.78 (A)	482	2.62	3
116	213.63 (A)	417	2.24	3
118	201.71 (A)	444	2.39	3
107	189.26 A	478	2.5	3
108	212.88 (A)	468	2.76	3
126	229.17 (A)	478	2.5	3
132	224.82 (A)	460.1598 (+0.2mDa)	2.35	2
127	185.94 (A)	494.1207 (0.0mDa)	2.55	2
111	161.92 (A)	458.1803 (-0.1mDa)	2.53	2
110	221.63 (A)	448.1395 (-0.1mDa)	2.78	2
28	233.4 (B)	430	2.87	4
39	144.6 (B)	448	3.90	4
40	194.8 (B)	460	3.45	4
41	180.0 (B)	382	2.56	4
21	179.0 (B)	434	2.94	4
81	186.35 (A)	466.1309 (+0.6mDa)	2.53	2
29	210.8 (B)	447	3.34	4
38	186.5 (B)	444	2.70	4

Co. No.	M.p. (°C)	[M+H] ⁺	R _t	LCMS Method
32	243.4 (B)	460	2.66	4
117	259.0 (B)	464	3.72	4
27	174.0 (B)	434	3.80	4
78	183.36 (A)	452.1147 (+0.1mDa)	2.69	2
30	225.0 (B)	430	2.60	4
33	216.6	460	2.87	4
73	275 (B)	339	2.92	4
75	n.d.	353.1225 (0.0mDa)	1.87	2
74	n.d.	373.0685 (+0.6mDa)	1.94	2
76	n.d.	339	1.01	7
80	233.33 (A)	369	1.72	3
77	261.95 (A)	415.1032 (+0.3mDa) [M+CH ₃ COO] ⁻ (**)	1.79	2
82	n.d.	305	2.67	4
128	213.44 (A)	454	2.55	3
113	181.5 (B)	435	3.559	4
34	191.5 (B)	476	3.317	4
50	168.1 (B)	468	3.91	4
115	193.3(B)	447	3.519	4
24	204.0(B)	452	3.766	4
130	211.11 (A)	448.0744 (+0.1mDa)	2.66	2
131	186.35 (A)	466.1309 (+0.6mDa)	2.53	2
125	156.83 (A)	462.1553 (0.0mDa)	2.66	2
129	189.99 (A)	414.1133 (0.0mDa)	2.34	2
79	182.00 (A)	428.1291 (+0.2mDa)	2.56	2
143	201.6 (B)	474	2.59	4
22	246.7 (B)	448	2.92	4
51	214.9 (B)	480	3.52	4
123	251.93 (A)	431	2.3	3
43	223.3 (B)	396	2.43	4
114	175.3 (B)	462	2.61	4
49	252.5 (B)	464	2.82	4
44	210.9 (B)	410	2.63	4
45	165.9 (B)	414	3.79	4

Co. No.	M.p. (°C)	[M+H] ⁺	R _t	LCMS Method
48	216.6 (B)	464	3.08	4
42	186.5 (B)	400	3.54	4
145	209.5 (A)	435.1194 (+0.2mDa)	2.52	2
146	172.9 (A)	435.0545 (+0.6mDa)	2.59	2
147	212.57 (A)	446.1439 (-0.1mDa)	1.75	2
148	150.83 (A)	446.1439 (-0.1mDa)	1.83	2
149	121.94 (A)	460.1600 (+0.4mDa)	2.27	2
150	169.28 (A)	446.1437 (-0.3mDa)	1.91	2
151	152.64 (A)(*)	448.1402 (+0.6mDa)	2.35	2
152	145.36 (A)	466.0898 (+0.4mDa)	2.43	2
153	229.9 (B)	402	2.56	4
154	184.10 (A)	447.1393 (+0.1mDa)	2.23	2
155	184.37 (A)	447.1398 (+0.6mDa)	2.23	2
156	105.42 (A)	480.1048 (-0.2mDa)	2.41	2
157	n.d.	480.1054 (+0.4mDa)	2.41	2
158	n.d.	446	1.2	7
159	n.d.	446	2.15	1
160	178.1 (B)	424	2.53	4
161	233.4 (B)	397	3.54	4
162	250.1 (B)	383	3.31	4
163	n.d.	447	3.48	4
164	n.d.	480.1063 (+1.3mDa)	2.41	2
165	n.d.	446.1436 (-0.4mDa)	2.18	2
166	n.d.	319	2.93	4
167	205.04 (A) (*)	495.0746 (-0.4mDa) [M-H] ⁻ (***)	2.98	9

n.d. = not determined

(*) Multiple crystalline forms detected. MP related to the main/highest peak

(**) The compound was not directly ionizable. The type of adduct is specified:

[M+CH₃COO]⁻.

5 (***) The reported molecular ion corresponds to the [M-H]⁻ (deprotonated molecule).

Optical Rotations

Optical rotations were measured on a Perkin-Elmer 341 polarimeter with a sodium lamp and reported as follows: $[\alpha]^\circ (\lambda, c \text{ g/100ml, solvent, } T^\circ\text{C})$.

$[\alpha]_\lambda^T = (100\alpha) / (l \times c)$: where l is the path length in dm and c is the concentration in

- 5 g/100 ml for a sample at a temperature T ($^\circ\text{C}$) and a wavelength λ (in nm). If the wavelength of light used is 589 nm (the sodium D line), then the symbol D might be used instead. The sign of the rotation (+ or -) should always be given. When using this equation the concentration and solvent are always provided in parentheses after the rotation. The rotation is reported using degrees and no units of concentration are given
- 10 (it is assumed to be g/100 ml).

Table 4. Optical Rotation data.

Co. No.	α_D ($^\circ$)	Wavelength (nm)	Concentration w/v %	Solvent	Temp. ($^\circ\text{C}$)
128	+11.4	589	0.47	DMF	20
80	+16.2	589	0.57	DMF	20
125	+8.6	589	0.53	DMF	20
130	+10.5	589	0.59	DMF	20
79	+8.4	589	0.62	DMF	20
123	+9.4	589	1	DMF	20
55	+12.0	589	0.59	DMF	20
5	+8.4	589	0.66	DMF	20
56	+9.2	589	0.45	DMF	20
122	-1.0	589	0.5	DMF	20
119	+3.6	589	0.58	DMF	20
83	-1.1	589	0.49	DMF	20
104	+10.5	589	0.57	DMF	20
138	+12.6	589	0.42	DMF	20
47	+8.9	589	0.83	DMF	20
98	+7.2	589	0.53	DMF	20
36	+5.9	589	0.65	DMF	20
124	+7.9	589	0.58	DMF	20
133	+8.4	589	0.5	DMF	20
116	+6.3	589	0.57	DMF	20

Co. No.	α_D (°)	Wavelength (nm)	Concentration w/v %	Solvent	Temp. (° C)
126	+9.1	589	0.66	DMF	20
132	+7.2	589	0.53	DMF	20
127	+6.4	589	0.5	DMF	20
81	+9.4	589	0.55	DMF	20
129	+10.6	589	0.51	DMF	20
118	+7.2	589	0.55	DMF	20
78	+10.5	589	0.51	DMF	20
77	+18.1	589	0.57	DMF	20
145	+37.8	589	0.55	DMF	20
146	+35.2	589	0.55	DMF	20
147	+4.6	589	0.50	DMF	20
148	+8.5	589	0.56	DMF	20
149	+9.8	589	1.10	DMF	20
150	+9.7	589	0.52	DMF	20
151	+10.4	589	0.53	DMF	20
152	+9.1	589	0.58	DMF	20
154	-25.4	589	0.49	DMF	20
155	+26.8	589	0.49	DMF	20
156	-32.7	589	0.51	DMF	20
157	+27.6	589	0.49	DMF	20
158	-23.9	589	1.30	DMF	20
159	+25.5	589	0.96	DMF	20
167	-22.5	589	0.50	DMF	20

SFC-MS

General procedure

- 5 The SFC measurement was performed using Analytical system from Berger instrument comprising a FCM-1200 dual pump fluid control module for delivering carbon dioxide (CO₂) and modifier, a CTC Analytics automatic liquid sampler, a TCM-20000 thermal control module for column heating from room temperature to 80°C. An Agilent 1100 UV photodiode array detector equipped with a high-pressure flow cell standing up to 400 bars was used. Flow from the column was split to a MS spectrometer. The MS

- detector was configured with an atmospheric pressure ionization source. The following ionization parameters for the Waters ZQ mass spectrophotometer are: corona: 9 μ a, source temp: 140°C, cone: 30 V, probe temp 450°C, extractor 3 V, desolvation gas 400L/hr, cone gas 70 L/hr. Nitrogen was used as the nebulizer gas. Data acquisition
- 5 was performed with a Waters-Micromass MassLynx-Openlynx data system.

Table 5. Analytical SFC-MS Methods (Flow expressed in mL/min; column temperature (T) in °C; Pressure in Mpa).

Method	Column	Mobile Phase	Flow	T	Pressure
1	Chiralpak IC 150 mmx4.6 mm Daicel	CO ₂ /EtOH (0.3% IPrNH ₂) 70/30	3	35	100
2	Chiralcel OD-H 150mm x 4.6mm 5 μ m Daicel	CO ₂ /iPrOH(0.3% IPrNH ₂) 75/25	3	35	100
3	Chiralpak IC 150mm x 4.6mm 5 μ m Daicel	CO ₂ /EtOH(0.3% IPrNH ₂) 60/40	3	35	100

- Table 6.** Analytical SFC data – R_t means retention time (in minutes), [M+H]⁺ means the protonated mass of the compound, method refers to the method used for SFC/MS analysis of enantiomerically pure compounds. The measurement was compared against the mixture.
- 10

Co. No.	R _t	[M+H] ⁺	UV Area %	Isomer Elution Order*	Method
93	2.55	460	100	A	1
94	4.8	460	100	B	1
155	2.96	447	100	A	2
154	4.07	447	100	B	2
157	2.76	480	100	A	3
156	4.85	480	100	B	3
159	2.5	446	100	A	3
158	3.6	446	100	B	3

*A means the first isomer that elutes. B means the second isomer that elutes.

PHARMACOLOGICAL EXAMPLES

The compounds provided in the present invention are negative allosteric modulators of mGluR2. These compounds appear to inhibit glutamate responses by binding to an allosteric site other than the glutamate binding site. The response of mGluR2 to a concentration of glutamate is decreased when compounds of Formula (I) are present. Compounds of Formula (I) are expected to have their effect substantially at mGluR2 by virtue of their ability to reduce the function of the receptor. The effects of negative allosteric modulators tested at mGluR2 using the [³⁵S]GTPγS binding assay method described below and which is suitable for the identification of such compounds, and more particularly the compounds according to Formula (I), are shown in Table 7.

A) In vitro pharmacology

1) [³⁵S]GTPγS binding assay

The [³⁵S]GTPγS binding assay is a functional membrane-based assay used to study G-protein coupled receptor (GPCR) function whereby incorporation of a non-hydrolysable form of GTP, [³⁵S]GTPγS (guanosine 5'-triphosphate, labelled with gamma-emitting ³⁵S), is measured. The G-protein α subunit catalyzes the exchange of guanosine 5'-diphosphate (GDP) by guanosine triphosphate (GTP) and on activation of the GPCR by an agonist, [³⁵S]GTPγS, becomes incorporated and cannot be cleaved to continue the exchange cycle (Harper (1998) Current Protocols in Pharmacology 2.6.1-10, John Wiley & Sons, Inc.). The amount of radioactive [³⁵S]GTPγS incorporation is a direct measure of the activity of the G-protein and hence the activity of the antagonist can be determined. mGlu2 receptors are shown to be preferentially coupled to Gαi-protein, a preferential coupling for this method, and hence it is widely used to study receptor activation of mGlu2 receptors both in recombinant cell lines and in tissues. Here we describe the use of the [³⁵S]GTPγS binding assay using membranes from cells transfected with the human mGlu2 receptor and adapted from Schaffhauser *et al.* (Molecular Pharmacology, **2003**, 4:798-810) for the detection of the negative allosteric modulation (NAM) properties of the compounds of this invention.

Membrane preparation

CHO-cells were cultured to pre-confluence and stimulated with 5 mM butyrate for 24 h. Cells were then collected by scraping in PBS and cell suspension was centrifuged (10 min at 4000 RPM in benchtop centrifuge). Supernatant was discarded and pellet gently resuspended in 50 mM Tris-HCl, pH 7.4 by mixing with an Ultra Turrax homogenizer. The suspension was centrifuged at 12,400 RPM (Sorvall F14S-

6x250Y) for 10 minutes and the supernatant discarded. The pellet was homogenized in 5 mM Tris-HCl, pH 7.4 using an Ultra Turrax homogenizer and centrifuged again (13,000 RPM, 20 min, 4 °C). The final pellet was resuspended in 50 mM Tris-HCl, pH 7.4 and stored at -80 °C in appropriate aliquots before use. Protein concentration was determined by the Bradford method (Bio-Rad, USA) with bovine serum albumin as standard.

[³⁵S]GTPγS binding assay

Measurement of mGluR2 negative allosteric modulatory activity of test compounds was performed as follows. Test compounds and glutamate were diluted in assay buffer containing 10 mM HEPES acid, 10 mM HEPES salt, pH 7.4, 100 mM NaCl, 3 mM MgCl₂ and 10 μM GDP. Human mGlu2 receptor-containing membranes were thawed on ice and diluted in assay buffer supplemented with 18 μg/ml saponin. Membranes were pre-incubated with compound together with a predefined (~EC₈₀) concentration of glutamate (60 μM) for 30 min at 30 °C. After addition of [³⁵S]GTPγS (f.c. 0.1 nM), assay mixtures were shaken briefly and further incubated to allow [³⁵S]GTPγS incorporation on activation (30 minutes, 30 °C). Final assay mixtures contained 7 μg of membrane protein in 10 mM HEPES acid, 10 mM HEPES salt, pH 7.4, 100 mM NaCl, 3 mM MgCl₂, 10 μM GDP and 10 μg/ml saponin. Total reaction volume was 200 μl. Reactions were terminated by rapid filtration through Unifilter-96 GF/B plates (Perkin Elmer, Massachusetts, USA) using a 96-well filtermate universal harvester. Filters were washed 6 times with ice-cold 10 mM NaH₂PO₄/10 mM Na₂HPO₄, pH 7.4. Filters were then air-dried, and 30 μl of liquid scintillation cocktail (Microscint-O) was added to each well. Membrane-bound radioactivity was counted in a Topcount.

Data analysis

The concentration-response curves of representative compounds of the present invention were generated using the Lexis software interface (developed at J&J). Data were calculated as % of the control glutamate response, defined as the response that is generated upon addition of an EC₈₀-equivalent concentration of glutamate. Sigmoid concentration-response curves plotting these percentages versus the log concentration of the test compound were analyzed using non-linear regression analysis. The concentration producing half-maximal inhibition was calculated as the IC₅₀. The pIC₅₀ values were calculated as the -log IC₅₀, when the IC₅₀ is expressed in M. E_{max} is defined as the relative maximal effect (i.e. maximal % inhibition relative to the control glutamate response).

Table 7. Pharmacological data for compounds according to the invention.

Co. No.	GTPγS - hmGluR2 anGT pIC₅₀	GTPγS - hmGluR2 anGT E_{max}
73	5.87	95
55	8.25	101
19	8.58	104
134	7.2	103
5	8.52	105
135	6.16	111
69	6.34	103
66	6.73	103
57	8.77	102
68	6.58	102
65	6.75	107
67	6.7	104
136	5.81	104
7	8.33	103
59	7.45	103
9	7.95	103
99	7.34	100
63	6.93	99
60	7.36	103
56	8.53	104
2	8.77	103
6	8.51	107
61	7.15	104
85	8.66	106
89	7.98	107
86	8.64	105
91	7.73	103

Co. No.	GTPγS - hmGluR2 anGT pIC₅₀	GTPγS - hmGluR2 anGT E_{max}
90	7.8	106
88	8.07	106
87	8.46	112
58	7.74	113
62	7.11	104
70	6.09	106
122	7.67	113
83	7.81	111
119	8.11	111
120	8.4	107
121	8.01	109
64	6.77	107
3	8.68	116
144	8.32	114
1	8.72	111
10	7.7	113
4	8.52	117
8	8.36	123
14	8.61	109
95	8.26	112
13	8.65	110
13a	8.96	106
96	8.53	113
105	8.21	108
137	7.39	107
104	8.09	108
103	6.99	104

Co. No.	GTPγS - hmGluR2 anGT pIC₅₀	GTPγS - hmGluR2 anGT E_{max}
102	7.67	112
31	7.64	109
92	7.32	117
12	7.32	110
11	6.62	109
25	8.51	112
35	8.4	114
72	6.56	111
71	7.15	111
93	5.27	95
94	7.7	115
46	8.56	113
101	8.57	118
100	8.53	119
20	7.97	113
138	6.78	114
84	8.13	112
97	6.83	114
139	7.59	109
53	8.61	114
54	8.28	118
140	8.03	111
141	8.08	113
17	7.39	107
142	6.67	110
16	7.86	115
52	8.59	118
47	8.97	109
15	6.62	106
98	8.44	107
26	9.08	107

Co. No.	GTPγS - hmGluR2 anGT pIC₅₀	GTPγS - hmGluR2 anGT E_{max}
18	7.95	107
37	9.14	108
36	9.07	111
106	8.94	111
112	8.95	106
109	8.91	109
124	8.65	107
133	9.04	105
116	8.87	109
118	8.8	105
107	8.83	107
108	8.55	104
126	8.93	108
132	7.91	105
127	8.39	108
111	8.84	109
110	8.3	107
28	9.06	107
39	9.03	112
40	8.67	111
41	8.21	106
21	8.72	108
81	7.71	106
29	8.75	107
38	8.94	108
32	8.46	111
117	8.43	105
27	9.09	108
78	7.87	106
30	8.96	111
33	8.43	111

Co. No.	GTPγS - hmGluR2 anGT pIC₅₀	GTPγS - hmGluR2 anGT E_{max}
128	8.54	106
34	7.98	107
113	8.5	107
50	8.76	108
115	8.16	108
24	8.49	107
131	8.53	110
125	8.63	110
130	9.07	110
129	8.21	110
79	8.78	112
143	8.09	116
22	8.45	109
51	8.85	113
145	8.91	126
146	9.02	128
147	7.27	103
148	7.73	105
149	7.69	104
150	8.09	107
151	8.57	115
152	8.98	108
153	6.91	111
154	8.31	113
155	6.48	106
156	8.77	107
157	6.55	104
158	8.48	108
159	6.10	108
160	8.45	112
161	8.55	108

Co. No.	GTPγS - hmGluR2 anGT pIC₅₀	GTPγS - hmGluR2 anGT E_{max}
162	8.17	109
163	7.99	107
164	8.72	108
165	8.03	106
166	no data	
167	7.37	107

B) *In vivo* pharmacology**1) Reversal of LY-404039-induced decrease of palpebral opening in apomorphine-challenged rats.**

5 Male Wiga Wistar rats (Crl:WI; Charles River Germany; 220 ± 40 g) were housed under standard laboratory conditions (21 ± 2 °C; 50-65% relative humidity; light-dark cycle set at 12 h; lights on at 6.00 h) and fasted overnight prior to the start of the experiments (tap water remained available ad libitum). During the test period, they were housed in individual cages. Palpebral opening was scored every 5 min over the

10 first hour after injection of apomorphine (1.0 mg/kg, i.v.) in animals either pretreated or not pretreated with LY-404039 (2.5 mg/kg, s.c.) at 1 h prior to the apomorphine injection. The animals were also pretreated with test compound or solvent at a predefined interval before apomorphine challenge. The score system was: (5) exophthalmos, (4) wide open, (3) open for three-quarters, (2) half open, (1) open for

15 one-quarter, (0) closed. The scores for palpebral opening were cumulated over the 60-min observation period. A cumulative palpebral opening score > 26 was selected for drug-induced reversal of the LY-404039-induced decrease of palpebral opening (occurrence in 3.2% of control animals pretreated with LY-404039 ($n = 154$) versus in 99.5% of control rats not pretreated with LY-404039 ($n = 6335$)).

20

Table 8 shows the palpebral opening score in control animals receiving apomorphine alone and in animals receiving apomorphine and LY-404039. In animals receiving apomorphine alone the median palpebral opening is 43 whereas in animals receiving apomorphine and LY-404039, the median palpebral opening is 17. In animals treated

25 with apomorphine alone, the palpebral opening score is almost always (in 95.5% of the rats) greater than 34, whereas in animals treated with the combination (apomorphine + LY-404039) only 3.2% of the animals show a palpebral opening greater than 26.

Table 8. Palpebral opening score in control animals.

Measurement	Apomorphine alone ($n = 6335$)	Apomorphine + LY-404039 ($n = 154$)
<u>Palpebral opening score</u>		
Median score:	43	17
Occurrence score > 26 (%):	99.5	3.2
Occurrence score > 34 (%):	95.9	0.0

30

2) Reversal of the effect of the mGluR2 PAM JNJ-42153605-induced inhibition of scopolamine-induced hyperlocomotion

Apparatus

Motor activity was measured in microprocessor-based motor activity arenas (closed
5 gray PVC cylinders with a height of 39 cm and a diameter of 31 cm). Each arena was
placed on an infrared LED (8 x 8 LEDs) lit box (white PVC squared box; 40 x 40 cm²;
height 12.5 cm. An infrared-sensitive tube camera and a white light source were
mounted to the ceiling above the observation chamber to track the animal. The total
distance traveled (cm) was recorded and analyzed using the Noldus Ethovision XT
10 Video Tracking System (Version 7.0.418; Noldus, Wageningen, The Netherlands). The
intensity of the light within the activity cages (measured in the centre at the level of the
floor) ranged between 4 and 8 LUX.

General Procedure

15 The rats were pretreated with test compound or vehicle at 60 min before the start of the
activity recordings and placed into individual cages. The rats were challenged with
JNJ-42153605 (3-(cyclopropylmethyl)-7-(4-phenylpiperidin-1-yl)-8-
(trifluoromethyl)[1,2,4]triazolo[4,3-a]pyridine; WO2010/130424; Cid *et al. J. Med.*
Chem. **2012**, 55, 8770-8789) (20 mg/kg, i.v.) 30 min before the start of the activity
20 recording combined with scopolamine (0.16 mg/kg, i.v.) just before the start of the
activity measurements. Immediately after the injection of scopolamine, the rats were
placed into the activity monitors and total distance travelled over the first 30 min was
measured.

25 Solvent-pretreated control rats.

Frequency distributions obtained in a historical series of solvent-pretreated control rats
are given in Table 9 below. Animals receiving the combination of JNJ-42153605 and
scopolamine (n = 433) almost always travelled a distance of less than 1500 cm (< 1500
cm) (only 2.5% of the control rats travelled a distance of more than 1500 cm (> 1500
30 cm)). On the other hand, animals challenged with scopolamine alone (n = 215) always
travelled a total distance of more than 1500 cm (> 1500 cm) and almost always (in
95.8% of the rats) a distance of more than 4400 cm (> 4400 cm). Rats that did not
receive any challenge travelled almost always a distance of more than 1500 cm (> 1500
cm) (in 93.3% of the rats) and less than 4400 cm (< 4400 cm) (in 98.9% of the rats).
35 For reversal of the inhibitory effect of JNJ-42153605 on the scopolamine-induced
hyperlocomotion, the following all-or-none criteria were adopted: (1) reversal: total
distance > 1500 cm.

Table 9. Frequency distributions obtained in historical series of solvent-pretreated control rats. N_{tested} means number of animals tested.

	Median (cm)	> 1500 cm (%)	> 4400 cm (%)	N _{tested}
Combination	480	2.5	0.0	433
No challenge	2618	93.3	1.1	638
Scopolamine	7246	100	95.8	215

5 3) Induction of mydriasis

The pupil diameter of Wiga rats was measured with a microscopic micrometer (1 unit = 1/24 mm). Criteria for drug-induced effects: pupil diameter > 25 units for mydriasis (in controls: 1.9%) 1 h post-administration of the test compound (test 1) or 1, 2 or 3 h post-administration of the test compound (test 2, wherein the maximum pupil diameter over the full 3 h period is reported).

Table 10 below provides the data obtained in the tests 1)-3) described above:

Table 10. Summary of data in tests 1)-3). In the table: SCOP JNJ-42153605 means Reversal of the effect of JNJ 42153605 on scopolamine-induced hyperlocomotion, APO LY-404039 means Reversal of LY-404039-induced decrease of palpebral opening in apomorphine challenged rats, MYD means Induction of mydriasis, ED₅₀ means median effective dose; PO means oral route; SC means subcutaneous route.

ED ₅₀ (mg/kg)					
Co. No.	Route	SCOP JNJ-42153605	APO LY-404039	MYD	
				Test 1	Test 2
19	PO	0.79			
5	PO	1.27	0.32	> 10	
7	PO	> 2.5			
9	PO	0.32	> 2.5		> 10
85	PO	1.26			
89	PO	> 2.5			
86	PO	1.26			
88			> 2.5		
87	PO	> 2.5			
3	PO	0.08			
144	PO	1.01	1.99		

ED ₅₀ (mg/kg)					
Co. No.	Route	SCOP JNJ- 42153605	APO LY- 404039	MYD	
				Test 1	Test 2
1	PO	0.20	0.39		>40
4	PO	1.01			
8	PO	1.26	0.2		> 10
14	PO	0.13	0.13		
95	PO	> 2.5			
13	PO	0.32	0.32		
96	PO	1.99			
105	PO	> 2.5			
104	PO	> 0.63			
25	PO	> 2.5	> 10		
35	PO	> 2.5	> 10		
46	PO	> 2.5	1.99		
101	PO	0.5	0.79		> 10
100	PO	0.2	0.32		
20	PO	> 2.5	> 2.5		
84			> 2.5		
140	PO	> 2.5			
141	PO	> 2.5			
47	PO	0.5			32
98	PO	> 0.63			
26	PO	0.32			5
18	PO	> 0.63			
37	PO	> 0.63	> 0.63		
36	PO	0.2			20
106	PO	0.32			
112	PO	0.2			
109	PO	0.32			32
124	PO	0.2			> 40
133	PO	> 0.63			
116	PO	0.05			5
118	PO	> 0.63	> 0.63		1.3
107	PO	> 0.63	> 0.63		
108	PO	> 0.63			

ED ₅₀ (mg/kg)					
Co. No.	Route	SCOP JNJ- 42153605	APO LY- 404039	MYD	
				Test 1	Test 2
126	PO	> 0.63	> 0.63		
132	PO	> 0.63			
127	PO	> 0.63			
111	PO	0.32			
110	PO	> 0.63			
28	PO	> 0.63			
39	PO	0.32			5
40	PO	> 0.63	> 0.63		
41	PO	> 0.63	0.32		
21	PO	0.32			7.9
29	PO	> 0.63			
38	PO	0.20			2
32	PO	> 0.63			
117	PO	0.51			> 10
27	PO	0.32			> 10
78	PO	> 0.63			
30	PO	0.51			3.1
33	PO	> 0.63			
147	PO	>0.63			
151	PO	>0.63			
152	PO	0.08			
154	PO	0.63			
156	PO	0.20			
158	PO	>0.63			
160	PO	>0.63			
161	PO	> 0.63			
162	PO	0.13			> 10

PROPHETIC COMPOSITION EXAMPLES

“Active ingredient” as used throughout these examples relates to a final compound of Formula (I), the pharmaceutically acceptable salts thereof, the solvates and the stereochemically isomeric forms and the tautomers thereof.

5

Typical examples of recipes for the formulation of the invention are as follows:

1. Tablets

	Active ingredient	5 to 50 mg
	Di-calcium phosphate	20 mg
5	Lactose	30 mg
	Talcum	10 mg
	Magnesium stearate	5 mg
	Potato starch	ad 200 mg

10 In this Example, active ingredient can be replaced with the same amount of any of the compounds according to the present invention, in particular by the same amount of any of the exemplified compounds.

2. Suspension

15 An aqueous suspension is prepared for oral administration so that each 1 milliliter contains 1 to 5 mg of one of the active compounds, 50 mg of sodium carboxymethyl cellulose, 1 mg of sodium benzoate, 500 mg of sorbitol and water ad 1 ml.

3. Injectable

20 A parenteral composition is prepared by stirring 1.5 % by weight of active ingredient of the invention in 10% by volume propylene glycol in water.

4. Ointment

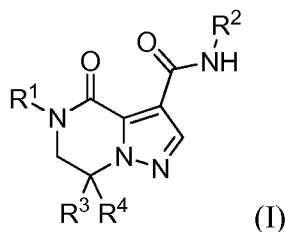
	Active ingredient	5 to 1000 mg
	Stearyl alcohol	3 g
25	Lanoline	5 g
	White petroleum	15 g
	Water	ad 100 g

30 In this Example, active ingredient can be replaced with the same amount of any of the compounds according to the present invention, in particular by the same amount of any of the exemplified compounds.

Reasonable variations are not to be regarded as a departure from the scope of the invention. It will be obvious that the thus described invention may be varied in many ways by those skilled in the art.

WE CLAIM:

1. A compound of Formula (I)



5 or a stereoisomeric form thereof, wherein

R^1 is phenyl or 2-pyridinyl, each optionally substituted with one or more substituents each independently selected from the group consisting of halo, C_{1-4} alkyl, monohalo- C_{1-4} alkyl, polyhalo- C_{1-4} alkyl, $-C_{1-4}$ alkyl-OH, -CN, $-C_{1-4}$ alkyl-O- C_{1-4} alkyl, C_{3-7} cycloalkyl, -O- C_{1-4} alkyl, monohalo- C_{1-4} alkyloxy, polyhalo- C_{1-4} alkyloxy, SF_5 , C_{1-4} alkylthio, monohalo- C_{1-4} alkylthio and polyhalo- C_{1-4} alkylthio;

R^2 is selected from the group consisting of hydrogen; C_{1-4} alkyl; C_{3-7} cycloalkyl; Het¹; Aryl; $-C(O)R^5$; $-C(O)Het^2$; Het²; and C_{1-4} alkyl substituted with one or more substituents each independently selected from the group consisting of halo, C_{3-7} cycloalkyl, Aryl, Het¹ and Het²;

wherein

20 R^5 is selected from the group consisting of hydrogen, C_{1-4} alkyl and C_{3-7} cycloalkyl;

Aryl is phenyl optionally substituted with one or more substituents each independently selected from the group consisting of halo, C_{1-4} alkyl, $-C_{1-4}$ alkyl-OH, monohalo- C_{1-4} alkyl, polyhalo- C_{1-4} alkyl, -CN, -O- C_{1-4} alkyl, -OH, $-C_{1-4}$ alkyl-O- C_{1-4} alkyl, -NR'R'', -NHC(O) C_{1-4} alkyl, $-C(O)NR'R''$, $-C(O)NH[C(O)C_{1-4}alkyl]$, $-S(O)_2NR'R''$, $-S(O)_2NH[C(O)C_{1-4}alkyl]$ and $-SO_2-C_{1-4}alkyl$;

Het¹ is selected from the group consisting of oxetanyl, tetrahydrofuranyl and tetrahydropyranyl;

30 Het² is (a) a 6-membered aromatic heterocyclyl substituent selected from the group consisting of pyridinyl, pyrimidinyl, pyrazinyl and pyridazinyl, each of which may be optionally substituted with one or more substituents each independently selected from the group consisting of halo, C_{1-4} alkyl, $-C_{1-4}$ alkyl-OH, monohalo- C_{1-4} alkyl, polyhalo- C_{1-4} alkyl, -CN, -O- C_{1-4} alkyl, -OH, $-C_{1-4}$ alkyl-O- C_{1-4} alkyl, -NR'R'', -NHC(O) $C_{1-4}alkyl$,

- C(O)NR'R'', -C(O)NH[C(O)C₁₋₄alkyl], -S(O)₂NR'R'', -S(O)₂NH[C(O)C₁₋₄alkyl] and -SO₂-C₁₋₄alkyl; or (b) a 5-membered aromatic heterocyclyl selected from the group consisting of thiazolyl, oxazolyl, *1H*-pyrazolyl and *1H*-imidazolyl, each of which may be optionally substituted with one or more substituents each independently selected
- 5 from the group consisting of halo, C₁₋₄alkyl, -C₁₋₄alkyl-OH, monohalo-C₁₋₄alkyl, polyhalo-C₁₋₄alkyl, -CN, -O-C₁₋₄alkyl, -OH, -C₁₋₄alkyl-O-C₁₋₄alkyl, -NR'R'', -NHC(O)C₁₋₄alkyl, -C(O)NR'R'', -C(O)NH[C(O)C₁₋₄alkyl], -S(O)₂NR'R'', -S(O)₂NH[C(O)C₁₋₄alkyl] and -SO₂-C₁₋₄alkyl;
- 10 R' and R'' are each independently selected from hydrogen and C₁₋₄alkyl; and
- R³ is selected from hydrogen and C₁₋₄alkyl;
- R⁴ is selected from the group consisting of hydrogen, C₁₋₄alkyl, monohalo-C₁₋₄alkyl,
- 15 polyhalo-C₁₋₄alkyl, -C₁₋₄alkyl-O-C₁₋₄alkyl and -C₁₋₄alkyl-OH;
- or a N-oxide, or a pharmaceutically acceptable salt or a solvate thereof.
2. The compound according to claim 1, or a stereoisomeric form thereof, wherein
- 20 R¹ is phenyl or 2-pyridinyl, each optionally substituted with one or two substituents each independently selected from the group consisting of halo, C₁₋₄alkyl, monohalo-C₁₋₄alkyl, polyhalo-C₁₋₄alkyl, -CN, -C₁₋₄alkyl-O-C₁₋₄alkyl, -O-C₁₋₄alkyl, monohalo-C₁₋₄alkyloxy and polyhalo-C₁₋₄alkyloxy;
- 25 R² is selected from the group consisting of hydrogen; C₁₋₄alkyl; C₃₋₇cycloalkyl; Het¹; Aryl; -C(O)R⁵; -C(O)Het²; Het²; and C₁₋₄alkyl substituted with one or more substituents each independently selected from the group consisting of C₃₋₇cycloalkyl, Aryl, Het¹ and Het²;
- 30 wherein
- R⁵ is selected from the group consisting of hydrogen, C₁₋₄alkyl and C₃₋₇cycloalkyl;
- 35 Aryl is phenyl optionally substituted with a substituent selected from the group consisting of halo, C₁₋₄alkyl, -O-C₁₋₄alkyl and -SO₂-C₁₋₄alkyl;
- Het¹ is selected from the group consisting of oxetanyl, tetrahydrofuranyl and tetrahydropyranyl;

Het² is (a) a 6-membered aromatic heterocyclyl substituent selected from the group consisting of pyridinyl, pyrimidinyl and pyrazinyl, each of which may be optionally substituted with one or two substituents each independently selected from the group consisting of halo, C₁₋₄alkyl, -O-C₁₋₄alkyl and -NR'R''; or (b) a 5-membered aromatic heterocyclyl selected from the group consisting of thiazolyl, oxazolyl and *1H*-imidazolyl, each of which may be optionally substituted with a C₁₋₄alkyl substituent;

R' and R'' are each independently selected from hydrogen and C₁₋₄alkyl; and
R³ is hydrogen;

R⁴ is selected from the group consisting of hydrogen, C₁₋₄alkyl and -C₁₋₄alkyl-O-C₁₋₄alkyl;
or a N-oxide, or a pharmaceutically acceptable salt or a solvate thereof.

3. The compound according to claim 1, or a stereoisomeric form thereof, wherein

R¹ is phenyl or 2-pyridinyl, each optionally substituted with one or two substituents each independently selected from the group consisting of halo, C₁₋₄alkyl, polyhalo-C₁₋₄alkyl, -C₁₋₄alkyl-O-C₁₋₄alkyl, -O-C₁₋₄alkyl and polyhalo-C₁₋₄alkyloxy;

R² is selected from the group consisting of Aryl; and Het²; wherein
Aryl is phenyl optionally substituted with a halo substituent;

Het¹ is selected from the group consisting of oxetanyl, tetrahydrofuranyl and tetrahydropyranyl;

Het² is (a) a 6-membered aromatic heterocyclyl substituent selected from the group consisting of pyridinyl, pyrimidinyl and pyrazinyl, each of which may be optionally substituted with one or two substituents each independently selected from the group consisting of halo, C₁₋₄alkyl, -O-C₁₋₄alkyl and NR'R''; or (b) a 5-membered aromatic heterocyclyl selected from the group consisting of thiazolyl, 1,2-oxazolyl, 1,3-oxazolyl and *1H*-imidazolyl, each of which may be optionally substituted with a C₁₋₄alkyl substituent;

R' and R'' are each hydrogen; and

R³ is hydrogen;

5 R⁴ is selected from the group consisting of hydrogen, C₁₋₄alkyl and -C₁₋₄alkyl-O-C₁₋₄alkyl;

or a N-oxide, or a pharmaceutically acceptable salt or a solvate thereof.

10 4. The compound according to claim 1, or a stereoisomeric form thereof, wherein

R¹ is phenyl or 2-pyridinyl, each optionally substituted with one or two substituents each independently selected from the group consisting of halo, C₁₋₄alkyl, polyhalo-C₁₋₄alkyl, -C₁₋₄alkyl-O-C₁₋₄alkyl, -O-C₁₋₄alkyl and polyhalo-C₁₋₄alkyloxy;

15 R² is selected from the group consisting of Aryl; and Het²; wherein

Aryl is phenyl optionally substituted with a halo substituent;

20 Het¹ is selected from the group consisting of oxetanyl, tetrahydrofuranyl and tetrahydropyranyl;

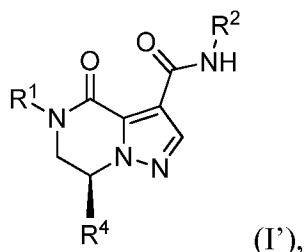
25 Het² is (a) pyridinyl or pyrazinyl, each of which may be optionally substituted with one or two substituents each independently selected from the group consisting of halo, C₁₋₄alkyl, -O-C₁₋₄alkyl and NR'R''; or (b) a thiazolyl;

R' and R'' are each hydrogen; and

>CR³R⁴ is selected from >CH(CH₃) and >CH(CH₂OCH₃);

30 or a N-oxide, or a pharmaceutically acceptable salt or a solvate thereof.

5. The compound according to 1, or a stereoisomeric form thereof, wherein R³ is hydrogen and R⁴ is as defined in any one of claims 1 to 4 different from hydrogen having a configuration as depicted in (I')



wherein the 6,7-dihydropyrazolo[1,5-a]pyrazin-4(5*H*)-one core, R^1 and R^2 are in the plane of the drawing and R^4 is projected above the plane of the drawing and the rest of variables are as defined in any one of claims 1 to 4,

5

or a N-oxide, or a pharmaceutically acceptable salt or a solvate thereof.

6. A pharmaceutical composition comprising a therapeutically effective amount of a compound as defined in any one of claims 1 to 5 and a pharmaceutically acceptable carrier or excipient.

10

7. A compound as defined in any one of claims 1 to 5 for use as a medicament.

8. The compound according to claim 7 for use in the treatment or in the prevention of central nervous system conditions or diseases selected from the group consisting of mood disorders; delirium, dementia, amnesic and other cognitive disorders; disorders usually first diagnosed in infancy, childhood or adolescence; substance-related disorders; schizophrenia and other psychotic disorders; somatoform disorders; and hypersomnic sleep disorder.

15

9. The compound according to claim 8 for use in the treatment or prevention of central nervous system conditions or diseases selected from the group consisting of depressive disorders; neurocognitive disorders; neurodevelopmental disorders; substance-related and addictive disorders; schizophrenia spectrum and other psychotic disorders; somatic symptom and related disorders; and hypersomnolence disorder.

20

10. The compound for use according to claim 8, wherein the central nervous system conditions or diseases are selected from the group consisting of dementia or neurocognitive disorder, major depressive disorder, depression, treatment resistant depression, attention-deficit/hyperactivity disorder and schizophrenia.

25

30

11. A process for preparing the pharmaceutical composition according to claim 6, characterized in that a pharmaceutically acceptable carrier is intimately mixed with a therapeutically effective amount of a compound as defined in any one of claims 1 to 5.
- 5 12. A method of treating or preventing a central nervous system disorder or condition selected from the group consisting of mood disorders; delirium, dementia, amnestic and other cognitive disorders; disorders usually first diagnosed in infancy, childhood or adolescence; substance-related disorders; schizophrenia and other psychotic disorders; somatoform disorders; and hypersomnic sleep disorder comprising administering to a
10 subject in need thereof, a therapeutically effective amount of a compound as defined in any one of claims 1 to 5.
13. A method of treating or preventing a central nervous system disorder or condition selected from the group consisting of depressive disorders; neurocognitive disorders;
15 neurodevelopmental disorders; substance-related and addictive disorders; schizophrenia spectrum and other psychotic disorders; somatic symptom and related disorders; and hypersomnolence disorder; comprising administering to a subject in need thereof, a therapeutically effective amount of a compound as defined in any one of claims 1 to 5.
- 20 14. The method according to claim 12 wherein the central nervous system conditions or diseases are selected from dementia or neurocognitive disorder, major depressive disorder, depression, treatment resistant depression, attention-deficit/hyperactivity disorder and schizophrenia.
- 25 15. A product comprising a compound as defined in any one of claims 1 to 5 and an additional pharmaceutical agent, as a combined preparation for simultaneous, separate or sequential use in the treatment or prevention of central nervous system conditions or diseases selected from depressive disorders; neurocognitive disorders;
neurodevelopmental disorders; substance-related and addictive disorders; schizophrenia
30 spectrum and other psychotic disorders; somatic symptom and related disorders; and hypersomnolence disorder.

INTERNATIONAL SEARCH REPORT

International application No
PCT/EP2015/067530

A. CLASSIFICATION OF SUBJECT MATTER

INV. C07D487/04 A61K31/4985 A61P25/00
ADD.

According to International Patent Classification (IPC) or to both national classification and IPC

B. FIELDS SEARCHED

Minimum documentation searched (classification system followed by classification symbols)
C07D

Documentation searched other than minimum documentation to the extent that such documents are included in the fields searched

Electronic data base consulted during the international search (name of data base and, where practicable, search terms used)

EPO-Internal, WPI Data

C. DOCUMENTS CONSIDERED TO BE RELEVANT

Category*	Citation of document, with indication, where appropriate, of the relevant passages	Relevant to claim No.
A	WO 2013/192343 A1 (UNIV VANDERBILT [US]) 27 December 2013 (2013-12-27) paragraph [0455]; claims 1,16,17,19,20 -----	1-15
A	WO 2012/083224 A1 (UNIV VANDERBILT [US]; CONN P JEFFREY [US]; LINDSLEY CRAIG W [US]; STAU) 21 June 2012 (2012-06-21) paragraph [0003]; claims 1,13,16,17 -----	1-15
A	EP 2 666 775 A1 (DOMAIN THERAPEUTICS [FR]) 27 November 2013 (2013-11-27) the whole document -----	1-15



Further documents are listed in the continuation of Box C.



See patent family annex.

* Special categories of cited documents :

"A" document defining the general state of the art which is not considered to be of particular relevance

"E" earlier application or patent but published on or after the international filing date

"L" document which may throw doubts on priority claim(s) or which is cited to establish the publication date of another citation or other special reason (as specified)

"O" document referring to an oral disclosure, use, exhibition or other means

"P" document published prior to the international filing date but later than the priority date claimed

"T" later document published after the international filing date or priority date and not in conflict with the application but cited to understand the principle or theory underlying the invention

"X" document of particular relevance; the claimed invention cannot be considered novel or cannot be considered to involve an inventive step when the document is taken alone

"Y" document of particular relevance; the claimed invention cannot be considered to involve an inventive step when the document is combined with one or more other such documents, such combination being obvious to a person skilled in the art

"&" document member of the same patent family

Date of the actual completion of the international search

14 October 2015

Date of mailing of the international search report

02/11/2015

Name and mailing address of the ISA/

European Patent Office, P.B. 5818 Patentlaan 2
NL - 2280 HV Rijswijk
Tel. (+31-70) 340-2040,
Fax: (+31-70) 340-3016

Authorized officer

Von Daacke, Axel

INTERNATIONAL SEARCH REPORT

Information on patent family members

International application No

PCT/EP2015/067530

Patent document cited in search report	Publication date	Patent family member(s)	Publication date
WO 2013192343	A1	27-12-2013	
		AU 2013277152 A1	22-01-2015
		CA 2876979 A1	27-12-2013
		CN 104736156 A	24-06-2015
		EP 2863922 A1	29-04-2015
		JP 2015520239 A	16-07-2015
		KR 20150023822 A	05-03-2015
		US 2013345206 A1	26-12-2013
		WO 2013192343 A1	27-12-2013
WO 2012083224	A1	21-06-2012	
		AU 2011343477 A1	04-07-2013
		CA 2821972 A1	21-06-2012
		EP 2651222 A1	23-10-2013
		JP 2013545822 A	26-12-2013
		US 2012225844 A1	06-09-2012
		US 2014057870 A1	27-02-2014
		WO 2012083224 A1	21-06-2012
EP 2666775	A1	27-11-2013	
		AU 2013265326 A1	15-01-2015
		CA 2874203 A1	28-11-2013
		CN 104540828 A	22-04-2015
		EP 2666775 A1	27-11-2013
		EP 2861597 A1	22-04-2015
		IL 235811 A	01-02-2015
		JP 2015517549 A	22-06-2015
		US 2015105381 A1	16-04-2015
		WO 2013174822 A1	28-11-2013