

April 19, 1949.

A. DROUTMAN

2,467,584

HAT BOX

Filed April 4, 1947

Fig. 1

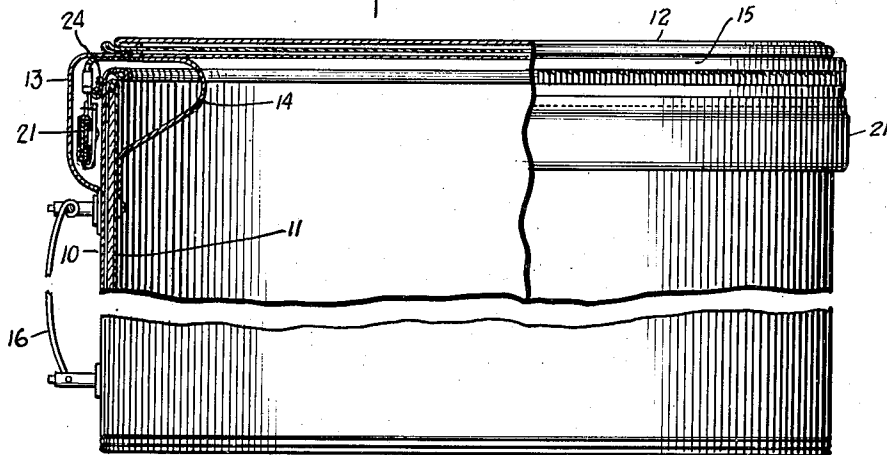


Fig. 2

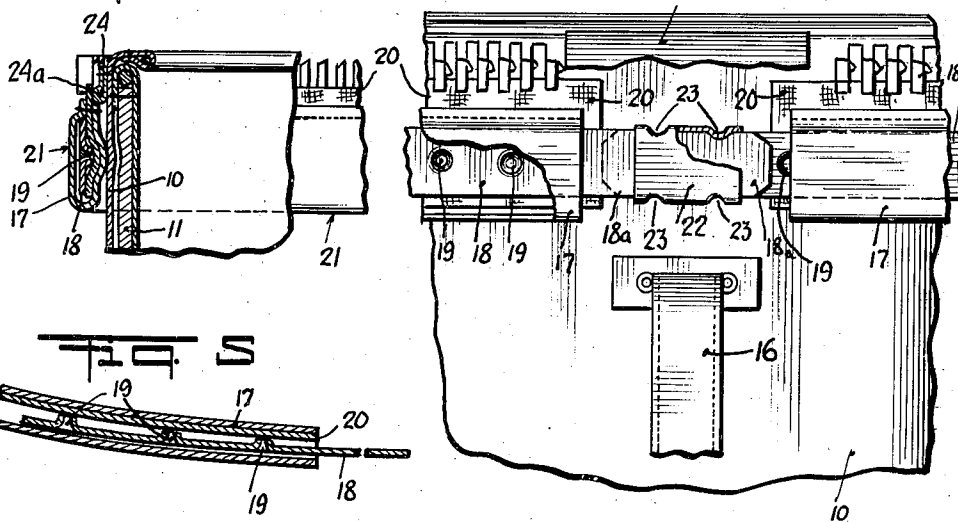


Fig. 3

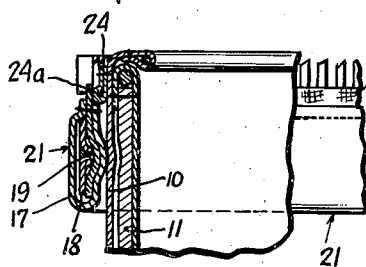


Fig. 5

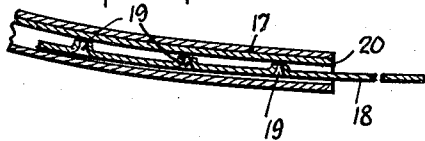
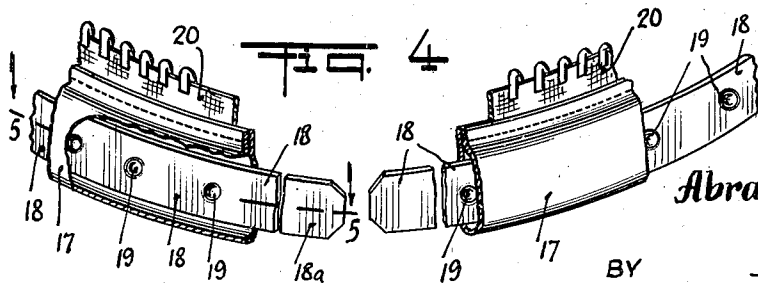


Fig. 4



INVENTOR
Abraham Droutman

BY

Mocker Blum

ATTORNEYS

UNITED STATES PATENT OFFICE

2,467,584

HATBOX

Abraham Droutman, Brooklyn, N. Y., assignor to
Droutman Manufacturing Co., New York, N. Y.,
a partnership

Application April 4, 1947, Serial No. 739,311

6 Claims. (Cl. 206—8)

1

This invention relates to a hat box and, more particularly, to a hat box having a cover securable thereto by means of a pair of fastener tapes.

It is a common and well-known practice to secure slide fastener tapes to a pair of separable elements of an article by stitching. These slide fastener tapes frequently become torn or damaged with continued use and require repair or replacement if the article is not to be discarded. In many instances the particular configuration of the portion of the article to which the fastener tape is stitched or the configuration of the article itself makes the removal and replacement of the fastener tape difficult and impractical. This is particularly true of a hat box which is generally cylindrical or drum shaped and wherein one of the fastener tapes is stitched completely around the upper peripheral edge of the body thereof for cooperation with a second fastener tape secured to the cover of the box. Accordingly, it is an object of the present invention to provide a slide fastener tape for a hat box or the like which is removably securable around the peripheral body wall thereof, without stitching, and in such a manner that removal or replacement of the fastener tape can be conveniently effected when the tape becomes damaged or worn and which will also save time and labor in the original fabrication of the hat box.

A further object of the invention is the provision of a slide fastener tape mounting of the character indicated which is designed and constructed in such a manner that it will be fixedly held in secured position without upward or downward displacement despite the stress to which it will be subjected in repeatedly opening and closing the cover of the box and carrying the box about.

The above objects are achieved by affixing a slide fastener tape to a sleeve or loop of any suitable material and locating a flexible band of sheet metal or the like within a plurality of integral, pointed projections spaced throughout its length. The fastener tape may be positioned between the inner and outer folds of the sleeve which envelopes the flexible band and the assembly completed by stitching through the inner and outer folds of the sleeve and the fastener tape. The fastener tape assembly thus formed may be positioned about the hat box body at the upper peripheral edge thereof adjacent the cover after which it is tensioned and the ends of the flexible band secured together in any suitable manner. The fastener tape will be held in position due to

2

the combined effect of tensioning the flexible band within the tape-supporting sleeve and the action of the pointed projections of the band which firmly press against and grip the outer wall of the hat box body.

The foregoing features of the invention as well as additional features and advantages will be readily understood in the course of the following description taken in connection with the accompanying drawing which illustrates a preferred embodiment of the invention, and wherein:

Fig. 1 is a broken view, partly in perspective and partly in section, of a hat box having attached thereto a slide fastener tape assembly embodying the features of the invention;

Fig. 2 is an enlarged fragmentary view with parts broken away to illustrate the construction of the slide fastener tape assembly and one method of securing together the protruding ends of the flexible band within the tape-supporting sleeve;

Fig. 3 is an enlarged fragmentary detail view showing the relationship between the slide fastener tape assembly and the body of the hat box and also the arrangement of the component elements of the tape assembly;

Fig. 4 is a fragmentary perspective view of the slide fastener tape assembly with parts broken away;

Fig. 5 is a sectional view taken along line 5—5 of Fig. 4.

The hat box may be of any desired shape, but is preferably cylindrical as illustrated in the drawings and comprises an outer wall 10, an inner wall 11 and a cover 12 which may be swingably mounted on the hat box body by means of an external flap 13 and an internal flap 14. Cover 12 has a slide fastener tape 15 secured around its edge by stitching or in any other suitable manner. Inner wall 11 may have a lining and the hat box may be provided with a suitable handle 16.

Outer wall 10 may be of any suitable material such as leather, fabric, synthetic plastic or the like and sleeve 17 is preferably of the same material as said outer wall and may be formed simply by bending a suitable length of material over upon itself. A flexible band 18, which may be cut or stamped from sheet metal, is disposed within sleeve 17 for the entire length thereof and is itself of sufficient length to have free ends 18a protruding from the ends of said sleeve, as illustrated in Figs. 2 and 4. An important feature of the invention is the provision on flexible band 18 of a plurality of spaced and prefer-

ably pointed projections 19 for a purpose to be fully described hereinafter. Slide fastener tape 20 may be supported on or within sleeve 17 in any suitable manner, such as, for example by interposing the lower end of said fastener tape between the folds of sleeve 17 and stitching there-through, it being understood, of course, that flexible band 18 has been positioned within said sleeve before stitching.

For convenience, the structure just described and comprising flexible band 18, tape-supporting sleeve 17 and slide fastener tape 20 will be designated slide fastener tape assembly 21. Said assembly may be secured about the hat box body by first being positioned about the peripheral outer wall 10 adjacent its upper edge and then being tensioned thereabout by drawing free ends 18a of flexible band 18 toward each other, after which said free ends are secured together in any convenient manner. Fig. 2 of the drawing illustrates the securement of tensioned band 18 by means of a fastening clip 22 crimped over the overlapping free ends 18a as at 23. It is to be understood, of course, that any satisfactory alternative arrangement may be employed for this purpose.

The tensioned assembly 21 will be held firmly in adjusted position against any possible displacement by the gripping action of projections 19 of band 18 against the body wall of the box. Slide fastener tape 20 of assembly 21 cooperates with slide fastener tape 15 of cover 12 by means of a conventional slide-pull (not shown) to removably secure said cover in closed position, as illustrated in Fig. 1. The tensioned assembly 21 is preferably positioned in such a manner that fastening clip 22 or its equivalent will be concealed beneath external hinge flap 13.

Another feature of the invention is the provision of a retaining member 24 (see Figs. 1 and 3) fixed in position adjacent the upper edge of the hat box body and extending completely there-around. Retaining member 24 may take the form of any suitable construction providing a lateral abutment at the upper edge of the hat box body against which abutment slide fastener tape assembly 21 may be positioned. Retaining member 24 serves not only to prevent upward displacement of assembly 21 but also as a guide in locating and securing said assembly about the hat box body. Figs. 1 and 3 of the drawing illustrate a convenient form of member 24 as a loop of material enveloping a stiffening core 25a of cord or wire, the loop of material being secured to the outer wall 10 of the hat box body by stitching.

Since certain modifications may be made in the article of the invention without departing from the scope thereof, it is intended that all matter contained in the foregoing description and shown in the accompanying drawing be interpreted as merely illustrative and not in a limiting sense.

I claim:

1. A hat box comprising a body, a cover swingably mounted on said body and having a slide fastener tape secured along the edge thereof and a slide fastener tape assembly securable about said body, said tape assembly comprising a slide fastener tape cooperable with said first-mentioned fastener tape to removably secure said cover in closed position, a tape-supporting sleeve, and a flexible band within said sleeve, said flexible band having a plurality of spaced projections through-

out its length, said flexible band being tensioned about said body, said projections facing inwardly and in the direction of said body, said projections being in gripping engagement with said body by reason of the tension under which the flexible band is held about said body, whereby the slide fastener tape assembly is held in adjustable position on said body.

2. A hat box comprising a body, a cover swingably mounted on said body and having a slide fastener tape secured along the edge thereof and a slide fastener tape assembly securable about said body, said tape assembly comprising a slide fastener tape cooperable with said first-mentioned fastener tape to removably secure said cover in closed position, a tape-supporting sleeve, and a flexible band within said sleeve, said flexible band having a plurality of spaced projections throughout its length and having free ends protruding from the ends of said sleeve, said flexible band being tensioned about said body, the free ends of said flexible band being inter-connected, the projections on said band facing inwardly and in the direction of said body and gripping said body, whereby the slide fastener tape assembly is firmly held in adjusted position on said body.

3. A hat box as claimed in claim 1 having retaining means for said slide fastener tape assembly, said means comprising a loop of material having a stiffening core therewithin, said loop being fixed about said body adjacent the upper edge thereof and coextensive with said assembly.

4. A hat box as claimed in claim 2 having retaining means for said slide fastener tape assembly, said means comprising a loop of material having a stiffening core therewithin, said loop being fixed about said body adjacent the upper edge thereof and coextensive with said assembly.

5. A slide fastener tape assembly removably securable about a receptacle body or the like, comprising a slide fastener tape, a sleeve supporting said fastener tape, and a flexible band within said sleeve, said band having a plurality of spaced projections throughout its length and having free ends protruding from the ends of said sleeve for tensioning said assembly about said receptacle body, said projections facing in the direction of said receptacle body and gripping said body to position the slide fastener tape assembly thereon.

6. A slide fastener tape assembly removably securable about a receptacle body or the like, comprising a slide fastener tape, a sleeve supporting said fastener tape, said tape being secured between the inner and outer folds of said sleeve, and a flexible band within said sleeve, said flexible band having a plurality of spaced projections formed thereon throughout its length, said projections facing inwardly in the direction of the receptacle body, whereby tensioning said band about said receptacle body will firmly hold said assembly in adjusted position by the gripping action of said projections against said body.

ABRAHAM DROUTMAN.

REFERENCES CITED

The following references are of record in the file of this patent:

UNITED STATES PATENTS

Number	Name	Date
1,734,587	Lowe	Nov. 5, 1929
2,114,683	Kates	Apr. 19, 1938