

(No Model.)

G. BOWLER.
FLOOR JACK.

No. 454,635.

Patented June 23, 1891.

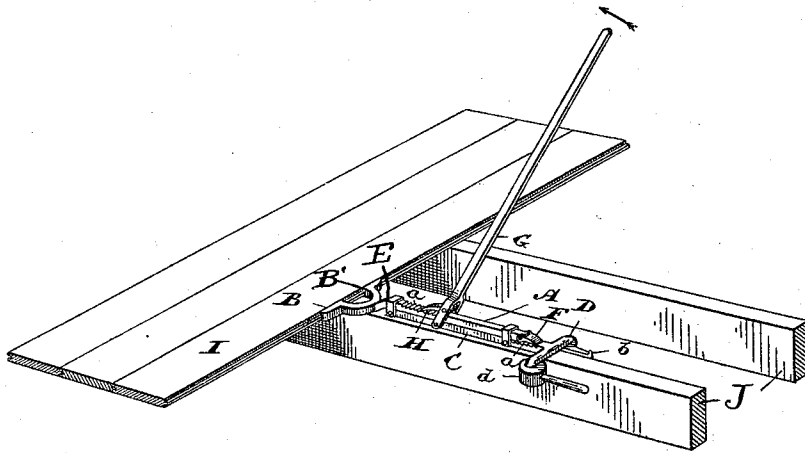


Fig. 1

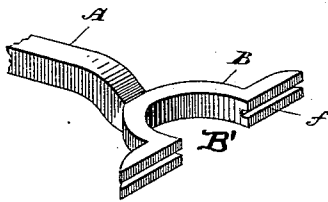


Fig. 2

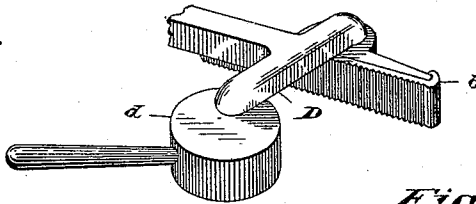


Fig. 3

Witnesses

J. Edw. Maybee
A. G. McMillan

Inventor

Giles Bowler
by Donald C. Ridout & Co.
Attys.

UNITED STATES PATENT OFFICE.

GILES BOWLER, OF TORONTO, ASSIGNOR OF ONE-HALF TO GEORGE ALEXANDER THOMPSON, OF ETOBICOKE, CANADA.

FLOOR-JACK.

SPECIFICATION forming part of Letters Patent No. 454,635, dated June 23, 1891.

Application filed September 25, 1890. Serial No. 366,119. (No model.)

To all whom it may concern:

Be it known that I, GILES BOWLER, blacksmith, of the city of Toronto, in the county of York, in the Province of Ontario, Canada, have invented a certain new and Improved Floor-Jack, of which the following is a specification.

The object of the invention is to design a jack which may be readily adjusted and applied for the purpose of pressing or forcing together boards forming flooring or sheeting; and it consists in the peculiar construction, arrangement, and combinations of parts hereinafter more particularly described, and then definitely claimed.

Figure 1 is a perspective view showing my improved floor-jack applied in position. Fig. 2 is an enlarged detail of the head for butting against the board. Fig. 3 is an enlarged detail of the clamp for gripping the joist.

In the drawings, A is a bar, on which the head B is fixed, and C is the bar on which the clamp D is formed. The bars A and C are held together by the clips E, and each bar has ratchet-teeth *a* formed on one side of it.

F is a pawl pivoted on the end of the bar A and designed to engage with the ratchet-teeth *a*, formed on the bar C.

G is a lever pivoted on the bar C and provided with a pivoted pawl H to engage with the ratchet-teeth *a*, formed on the bar A.

The clamp D is composed of a jaw *b* to butt against the side of the joist and an eccentric roller *d*, journaled on a vertical axis and provided with a suitable handle, said roller being designed to press against the opposite side of the joist. The jaw *b* has teeth formed on its face.

It will be observed that the head B has an opening B', through which a nail may be driven, and that it also has a groove *f* made in it to fit over the tongue usually formed on the edge of the board I.

To use my improved jack I adjust the clamp D in proper position over the joist or rafter J and turn the roller D so as to clamp it firmly

in position. The head B is butted against the board I. The lever G is then pushed in the direction indicated by arrow, when the pawl H will act against the bar A and force it forward. The pawl F, engaging with the teeth *a*, formed on the bar C, holds the jack rigidly while the lever G is being drawn back for the next stroke or during the time that the boards are being nailed.

From this description it will be seen that I secure a very handy implement for carpenters, and that as the eccentric roller is journaled on a vertical axis the more pressure is exerted on the jack the tighter the clamp holds, as pressure on the jack only tends to roll the larger portion of the roller on the joist, and thus increase its holding power.

What I claim as my invention is—

1. In a floor-jack, a bar C, having ratchet-teeth and clamping-jaws at one end, the clips E, and a bar A, sliding on said bar C in the clips E and having ratchet-teeth on its upper side, a head at one end, and a pawl at its other end adapted to engage with the ratchet-teeth on the bar C, in combination with a lever G, pivoted in the bar C and having a pawl adapted to engage with the teeth in said bar A, substantially as described.

2. In a floor-jack, a bar C, having ratchet-teeth and a clamp at one end, said clamp comprising a jaw *b* and eccentric roller *d*, journaled on a vertical axis, the clips E, and a bar A, sliding on said bar C in the clips E and having ratchet-teeth on its upper side, a head at one end, and a pawl at its other end adapted to engage with the ratchet-teeth on the bar C, in combination with a lever G, pivoted in the bar C and having a pawl adapted to engage with the teeth in the bar A, all substantially as shown and described.

Toronto, August 30, 1890.

GILES BOWLER.

In presence of—

CHARLES C. BALDWIN,
JOHN E. CAMERON.