(No Model.)

A. ROLFE.
Window Blind.

No. 229,226. Patented June 22, 1880.



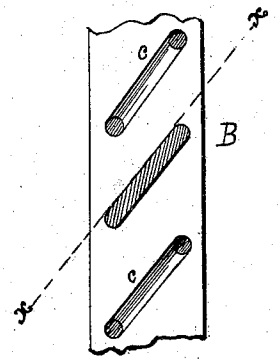

Fig. 2.

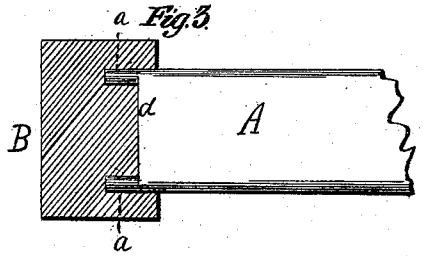

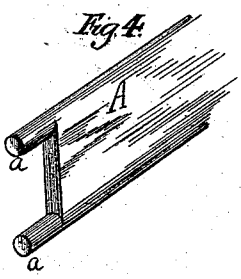

WITNESSES:

E. B. Brock
C. Hoyberger

Abial Rolfe
INVENTOR.

J. McC. Perkins
ATTORNEY.

N. PETERS, PHOTO-LITHOGRAPHER, WASHINGTON, D. C.

UNITED STATES PATENT OFFICE.

ABIAL ROLFE, OF FISHERVILLE, NEW HAMPSHIRE.

WINDOW-BLIND.

SPECIFICATION forming part of Letters Patent No. 229,226, dated June 22, 1880.

Application filed April 23, 1880. (No model.)

To all whom it may concern:

Be it known that I, ABIAL ROLFE, of Fisherville, in the county of Merrimack and State of New Hampshire, have invented certain new and useful Improvements in Window-Blinds; and I do hereby declare that the following is a full, clear, and exact description of the invention, that will enable others skilled in the art to which it appertains to make and use the same, reference being had to the accompanying drawings, and to the letters and figures of reference marked thereon, which form a part of this specification.

The same letters and figures of reference are used to indicate the corresponding parts.

After describing the invention, its nature and extent will be shown in the claims.

My invention relates to improvements in the manufacture of window-blinds.

It consists in the insertion of the slat in a peculiar way into the stile.

A window-blind whose slats are inserted in the manner herein described will not sag nor get out of shape, and will thus prevent a common evil in window-blinds as now manufactured.

Figure 1 represents a blind-slat, A, in each of whose ends appear two projecting tenons, *a a*, with the intervening shoulder, *d*, between the tenons on either end. The dotted lines *e e* show the depth to which the shoulders *d* enter the stile B. Fig. 2 is a side view of the stile B, showing the mortises *c c*, which are to receive the ends *d a a* of the slat A. Fig. 3 is a sectional view of the stile B, taken through the line *x x* of Fig. 2, showing the slat A when it is inserted in the mortise *c* of the stile B. Fig. 4 represents a perspective view of the end of the slat A.

It is evident that each end of each slat, when inserted into the blind-stile in the manner herein described, forms a double brace on each slat. The deeper cut made in the stile B in order to receive the projecting tenons *a a* does not weaken the stile B, while the shoulder *d*, in connection with the tenons projecting deep into the stiles, tends to retain them in their true position and prevent the blind from sagging out of square, and affords the double brace herein described.

The slat A may be made with only a single projecting tenon, *a*, on either end, and this will require but one deep insertion in the stile B, thus forming a single brace when the slat A is fitted into the stile B. This single brace may be sufficient to prevent sagging in the lighter and smaller classes of blinds.

My improvement in the manufacture of window-blinds may be so constructed that only the tenons of the slat A are inserted into the stile B, no mortise being made in the stile B to receive the shoulder *d*. By this construction of a window-blind the shoulder *d* will be entirely outside of the stile B.

Having now fully described my invention and its utility, what I claim as new, and desire to secure by Letters Patent, is—

1. In a window-blind, the combination of a blind-slat with the stile, said stile being provided with a mortise or slot whose length is less than the width of the stile, and said slat being provided on either end with a pin or tenon to be rigidly inserted in a hole in said mortise of said stile, said tenon being of such length as to form a brace in connection with the shoulder on the end of the slat, and thus resist the tendency of the blind to sag, substantially as shown and described, and for the purposes herein set forth.

2. As a new article of manufacture, a window-blind provided with the double brace formed by the insertion of the projecting tenons *a a* and the shoulder *d* of the slat A in the stile B, substantially as shown and described, and for the purpose herein set forth.

In testimony that I claim the foregoing I have hereunto set my hand and seal this 19th day of April, 1880.

ABIAL ROLFE. [L. S.]

Witnesses:

LUTHER C. GAGE,

JOHN H. MOORE.