

W. P. WHITLEY.

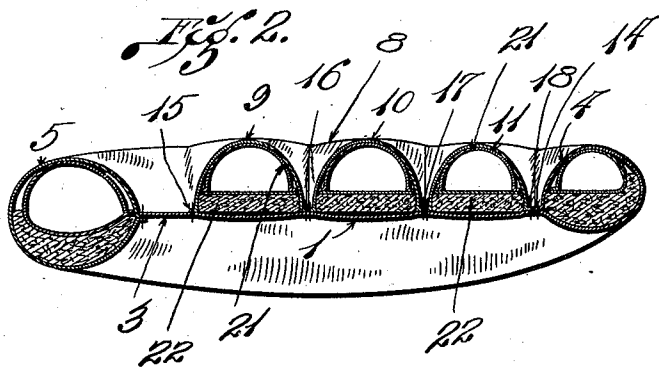
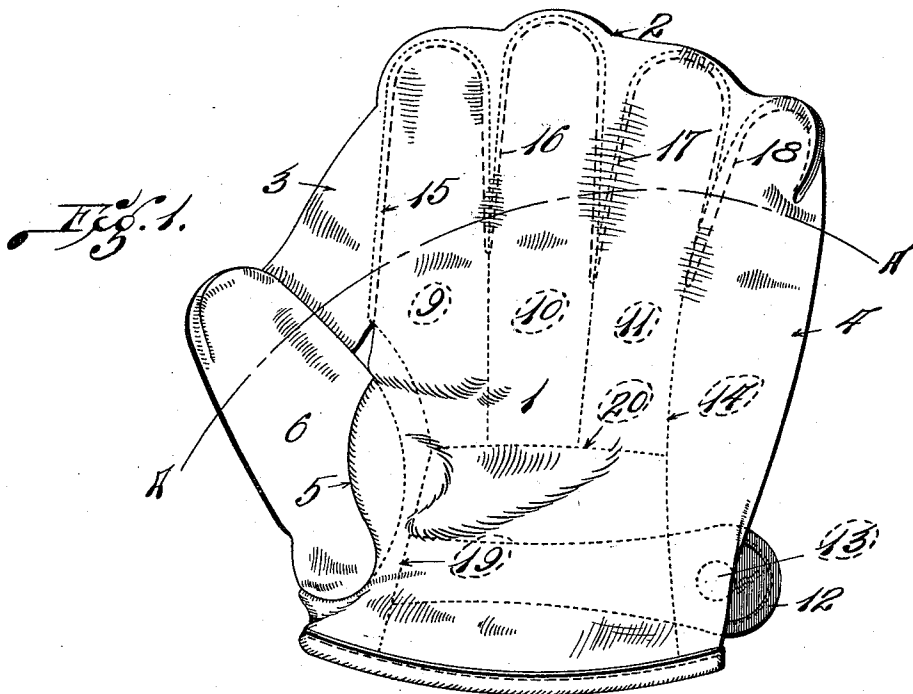
BASE BALL GLOVE.

APPLICATION FILED MAY 26, 1910.

Patented Aug. 15, 1911.

2 SHEETS—SHEET 1.

1,000,567.



WITNESSES.

F. M. Harrington.

J. M. James.

INVENTOR.

W. P. WHITLEY.

BY F. R. Barnwell, ATTORNEY.

W. P. WHITLEY.

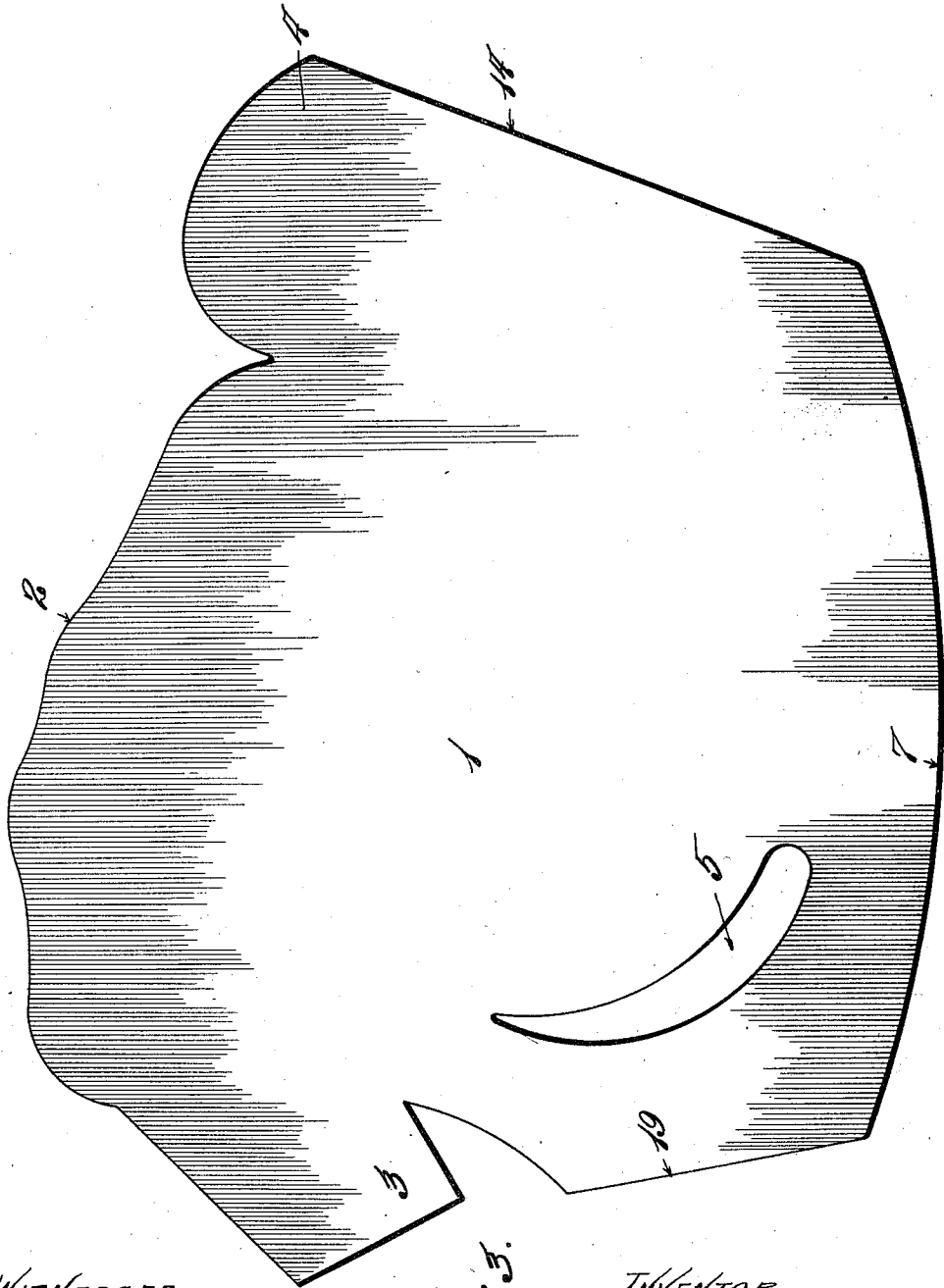
BASE BALL GLOVE.

APPLICATION FILED MAY 26, 1910.

Patented Aug. 15, 1911.

2 SHEETS—SHEET 2.

1,000,567.



WITNESSES.

E. M. Harrington.

Geo. James.

Fig. 3.

INVENTOR.

W. P. WHITLEY.

BY *J. R. Cannon* ATTOR.

UNITED STATES PATENT OFFICE.

WILLIAM P. WHITLEY, OF ST. LOUIS, MISSOURI, ASSIGNOR TO RAWLINGS MANUFACTURING COMPANY, OF ST. LOUIS, MISSOURI, A CORPORATION OF MISSOURI.

BASE-BALL GLOVE.

1,000,567.

Specification of Letters Patent. Patented Aug. 15, 1911.

Application filed May 23, 1910. Serial No. 563,606.

To all whom it may concern:

Be it known that I, WILLIAM P. WHITLEY, a citizen of the United States, residing at St. Louis, Missouri, have invented a certain new and useful Improvement in Base-Ball Gloves, of which the following is a full, clear, and exact description, such as will enable others skilled in the art to which it appertains to make and use the same, reference being had to the accompanying drawings, forming part of this specification, in which—

Figure 1 is a side elevation of my improved glove. Fig. 2 is a sectional view taken on the line A—A of Fig. 1. Fig. 3 is a detail of the palm section of the glove.

My invention relates to improvements in base ball gloves, and the object thereof is to produce a glove to be used by fielders more especially, but has some of the features and advantages of a mitt.

A further object of my invention is to produce a glove of more simple construction, and in which the most of the seams formed between the parts of the glove are on the back side thereof.

To these ends the invention resides in the arrangement, construction and combination of the various parts to be hereinafter described and particularly pointed out in the claims.

In the drawings 1 indicates the front piece or palm section of the glove having an irregular outline at the top edge 2 and flaps 3 and 4 at either side thereof. A piece is cut from the section as indicated at 5 on the side of the palm section nearest the flap 3, which forms an opening for the thumb piece 6.

The bottom edge 7 of the front or palm section is suitably curved to form the wrist portion of the glove. The back section of the glove 8 is formed in three parts or finger pieces 9, 10 and 11, which may be integral or separate from each other.

The thumb piece 6 is formed in one piece, which is united by stitching to the edges of the opening 5 and is also stitched to the edge of the flap 3. The usual strap 12 is connected at one edge to the palm section 1 at the back side of the glove, and at the other side is adapted to connect with a snap fastening 13 on the opposite side of the palm section.

The palm section 1 is folded so that the side edge 14 is on the back side of the glove, and the flap portion 4 forms the back of the little finger portion of the glove. The back

piece 8 is folded and sewed to the front or palm section along the lines 15, 16, 17 and 18, the seam 18 uniting the finger portion 11 to the flap or little finger portion 4 of the palm section.

At the opposite side edge 19 of the palm section 1 the finger section 9 is connected by stitching as indicated at 15. The flap 3 of the palm section is stitched to the thumb piece 6. The back section 8 extends to the line 20 only leaving an opening in the back for the insertion of a hand.

To be inserted inside the glove structure formed by the union of the palm section 1, back section 8 and the thumb piece 6 is a glove section 21 formed with thumb and finger pieces either independent or integral. This section 21 is united by stitching to a similar section 22 of felt or stuffing material which is suitably padded or thickened where desired.

The internal glove sections 21 and 22 may be united to the external section formed by the union of the parts 1, 6 and 8, or may be left unattached therefrom.

The external section of the glove is to be made of hard pliable leather and the internal section of soft material.

By examination of Fig. 1 it is seen that the glove, although exceedingly pliable as required of a fielder's glove, has the outline of a mitt, due to the front or palm section being united to the finger and thumb sections. By this construction the player is less liable to have the ball pass between his fingers and yet the glove is pliable to allow of the ready movement of the fingers.

The important seams, those between the finger sections are all on the back side of my glove and are, therefore, not so liable to wear, as in the gloves on the market.

I am aware that various changes may be made in the construction, arrangement and combination of the various parts of my device without departing from the spirit of my invention, the scope of which is indicated by the claims.

I claim:

1. In a base ball glove, a continuous section forming the palm and front portions of the fingers, a flap integral with one edge of said continuous section, which flap is folded over and attached to the rear side of said continuous section to form the little finger pocket, said continuous section being pro-

60

65

70

75

80

85

90

95

100

105

110

vided with an opening, a thumb piece set into said opening an integral extension or flap on the continuous palm section, which last mentioned flap is attached to the thumb
5 piece, and a finger section attached to the back of said continuous palm section, substantially as specified.

2. A base ball glove comprising a flexible portion forming a palm section having an
10 opening, a thumb piece attached to and set in the opening in the palm section, a finger sec-

tion attached at the back thereof, said thumb piece being also connected to an extension or flap of the palm section to form a web between the thumb and finger pieces. 15

In testimony whereof I hereunto affix my signature in the presence of two witnesses, this 20th day of May, 1910.

WILLIAM P. WHITLEY.

Witnesses:

M. P. SMITH,
J. W. CLIFT.

Copies of this patent may be obtained for five cents each, by addressing the "Commissioner of Patents, Washington, D. C."
