



US00D764475S

(12) **United States Design Patent** (10) **Patent No.:** **US D764,475 S**
Penn (45) **Date of Patent:** **** Aug. 23, 2016**

(54) **MINI TABLET CASE WITH CAMERA BLOCKERS**

D731,494 S * 6/2015 Barfoot D14/440
D735,207 S * 7/2015 Dahlberg D14/440
D747,320 S * 1/2016 Snyder D14/440

(71) Applicant: **Kaseem George Penn**, Kissimmee, FL (US)

* cited by examiner

(72) Inventor: **Kaseem George Penn**, Kissimmee, FL (US)

Primary Examiner — Cynthia Underwood

(74) *Attorney, Agent, or Firm* — Beusse, Wolter, Sanks & Maire, PLLC

(**) Term: **14 Years**

(57) **CLAIM**

I claim the ornamental design for a mini tablet case with camera blockers, as shown and described.

(21) Appl. No.: **29/523,629**

DESCRIPTION

(22) Filed: **Apr. 13, 2015**

(51) **LOC (10) Cl.** **14-02**

(52) **U.S. Cl.**
USPC **D14/440**

(58) **Field of Classification Search**
USPC D14/250, 440, 447; 206/45.23, 320, 206/45.2; 361/679.55; 294/25; 224/218; 1/1
CPC .. G06F 1/1628; G06F 1/1613; G06F 1/1626; A47B 23/044

See application file for complete search history.

FIG. 1 is a front, bottom, left perspective view of the tablet case with an unclaimed tablet shown in broken lines within the case.

FIG. 2 is a rear, top, left perspective view of the tablet case with an unclaimed tablet shown in broken lines within the case.

FIG. 3 is a front elevation view of the tablet case with an unclaimed tablet shown in broken lines within the case.

FIG. 4 is a rear elevation view of the tablet case with an unclaimed tablet shown in broken lines within the case.

FIG. 5 is a left elevation view of the tablet case.

FIG. 6 is a right elevation view of the tablet case with an unclaimed tablet shown in broken lines within the case.

FIG. 7 is a bottom plan view of the tablet case with an unclaimed tablet shown in broken lines within the case.

FIG. 8 is a top plan view of the tablet case with an unclaimed tablet shown in broken lines within the case.

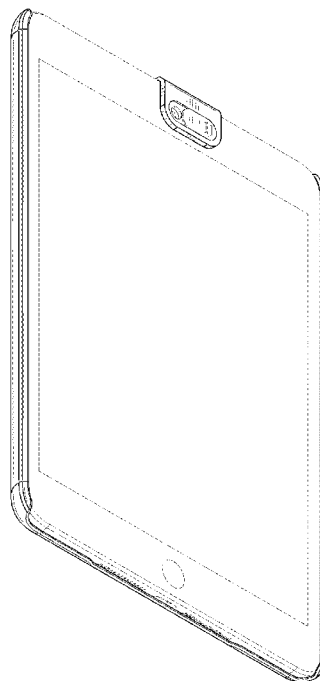
The broken lines in the drawings depict environmental subject matter only and form no part of the claimed design.

(56) **References Cited**

U.S. PATENT DOCUMENTS

D675,210 S * 1/2013 Kim D14/439
D690,703 S * 10/2013 Welch D14/440
D695,745 S * 12/2013 Kim D14/440
D706,782 S * 6/2014 Dresser, III D14/440
D707,683 S * 6/2014 Nam-Su D14/440
D721,376 S * 1/2015 Lee D14/440
D723,569 S * 3/2015 Peng D14/440
D731,493 S * 6/2015 Mills D14/440

1 Claim, 6 Drawing Sheets



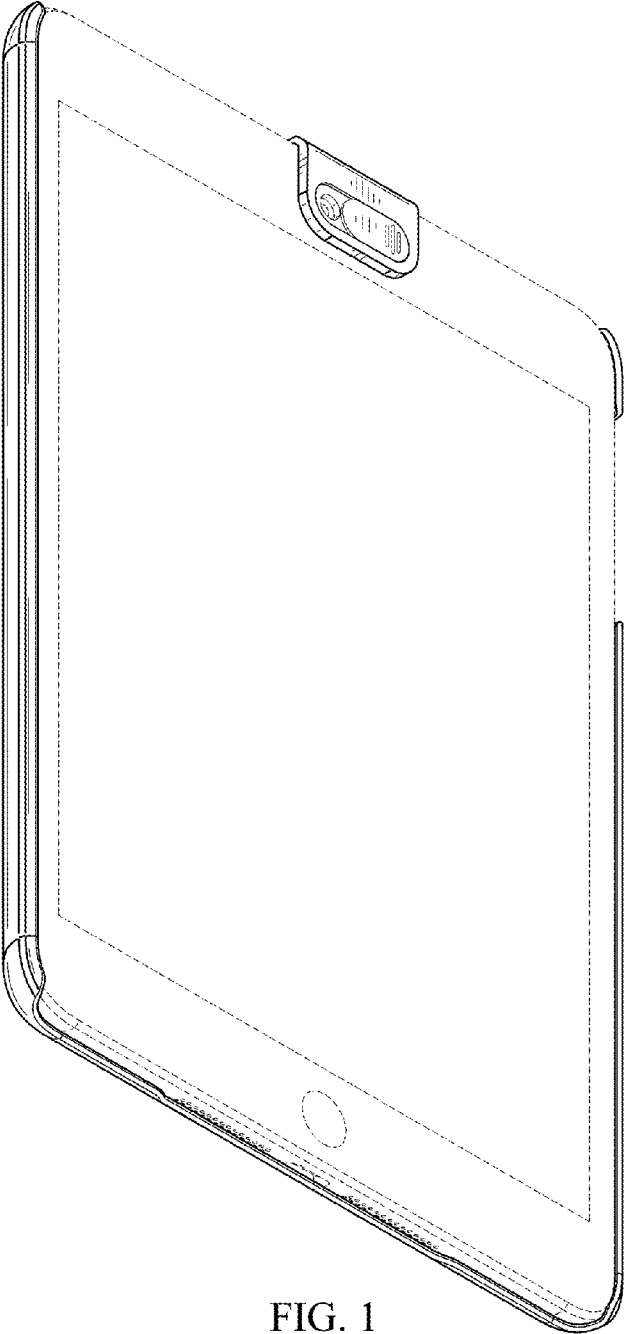


FIG. 1




FIG. 2




FIG. 3




FIG. 4

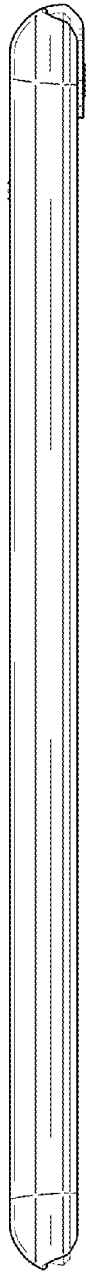


FIG. 5



FIG. 6

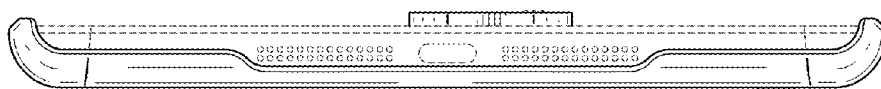


FIG. 7

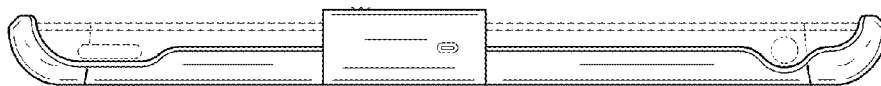


FIG. 8