



(86) Date de dépôt PCT/PCT Filing Date: 2003/10/10  
 (87) Date publication PCT/PCT Publication Date: 2004/04/22  
 (85) Entrée phase nationale/National Entry: 2005/04/07  
 (86) N° demande PCT/PCT Application No.: US 2003/032329  
 (87) N° publication PCT/PCT Publication No.: 2004/033539  
 (30) Priorités/Priorities: 2002/10/11 (60/418,023) US;  
 2003/04/29 (60/466,401) US; 2003/07/18 (60/488,323) US

(51) Cl.Int.<sup>7</sup>/Int.Cl.<sup>7</sup> C08J 5/00  
 (71) Demandeur/Applicant:  
 UNIVERSITY OF CONNECTICUT, US  
 (72) Inventeurs/Inventors:  
 MATHER, PATRICK T., US;  
 LIU, CHANGDENG, US  
 (74) Agent: OGILVY RENAULT LLP/S.E.N.C.R.L.,S.R.L.

(54) Titre : MELANGES DE POLYMERES AMORPHES ET SEMICRISTALLINS POSSEDANT DES PROPRIETES DE MEMOIRE DE FORME  
 (54) Title: BLENDS OF AMORPHOUS AND SEMICRYSTALLINE POLYMERS HAVING SHAPE MEMORY PROPERTIES

(57) **Abrégé/Abstract:**

Blends of amorphous and semicrystalline polymers having shape memory properties were prepared by blending a crystalline polymer such as poly(vinylidene fluoride), polylactide, poly(hydroxybutyrate), poly(ethylene glycol) polyethylene, polyethylene-co-vinyl acetate, poly(vinyl chloride), poly(vinylidene chloride) and copolymers of poly(vinylidene chloride) and poly(vinyl chloride) and an amorphous polymer such as poly(vinyl acetate), poly methyl acrylate, poly ethyl acrylate, atactic poly methyl methacrylate, isotactic poly methyl methacrylate, syndiotactic poly methyl methacrylate and other poly alkyl methacrylates. The method for preparing the polymeric materials and applications thereof, for example, as smart medical devices, are also disclosed.

## (12) INTERNATIONAL APPLICATION PUBLISHED UNDER THE PATENT COOPERATION TREATY (PCT)

(19) World Intellectual Property  
Organization  
International Bureau



(43) International Publication Date  
22 April 2004 (22.04.2004)

PCT

(10) International Publication Number  
**WO 2004/033539 A1**

- (51) International Patent Classification<sup>7</sup>: **C08J 5/00**
- (21) International Application Number:  
PCT/US2003/032329
- (22) International Filing Date: 10 October 2003 (10.10.2003)
- (25) Filing Language: English
- (26) Publication Language: English
- (30) Priority Data:  
60/418,023 11 October 2002 (11.10.2002) US  
60/466,401 29 April 2003 (29.04.2003) US  
60/488,323 18 July 2003 (18.07.2003) US
- (71) Applicant (*for all designated States except US*): **UNIVERSITY OF CONNECTICUT** [US/US]; 263 Farmington Avenue, Farmington, CT 06030-6207 (US).
- (72) Inventors; and
- (75) Inventors/Applicants (*for US only*): **MATHER, Patrick, T.** [US/US]; 5 Thomas Drive, Storrs, CT 06268 (US). **LIU, Changdeng** [CN/US]; 1 Northwood Road, Apt. 114, Storrs, CT 06268 (US).
- (74) Agent: **PAYNE, Thomas, R.**; Cummings & Lockwood, 700 State Street, P.O. Box 1960, New Haven, CT 06509-1960 (US).
- (81) Designated States (*national*): AE, AG, AL, AM, AT, AU, AZ, BA, BB, BG, BR, BY, BZ, CA, CH, CN, CO, CR, CU, CZ, DE, DK, DM, DZ, EC, EE, ES, FI, GB, GD, GE, GH, GM, HR, HU, ID, IL, IN, IS, JP, KE, KG, KP, KR, KZ, LC, LK, LR, LS, LT, LU, LV, MA, MD, MG, MK, MN, MW, MX, MZ, NO, NZ, OM, PH, PL, PT, RO, RU, SC, SD, SE, SG, SK, SL, TJ, TM, TN, TR, TT, TZ, UA, UG, US, UZ, VC, VN, YU, ZA, ZM, ZW.
- (84) Designated States (*regional*): ARIPO patent (GH, GM, KE, LS, MW, MZ, SD, SL, SZ, TZ, UG, ZM, ZW), Eurasian patent (AM, AZ, BY, KG, KZ, MD, RU, TJ, TM), European patent (AT, BE, BG, CH, CY, CZ, DE, DK, EE, ES, FI, FR, GB, GR, HU, IE, IT, LU, MC, NL, PT, RO, SE, SI, SK, TR), OAPI patent (BF, BJ, CF, CG, CI, CM, GA, GN, GQ, GW, ML, MR, NE, SN, TD, TG).
- Published:**  
— with international search report  
— before the expiration of the time limit for amending the claims and to be republished in the event of receipt of amendments
- For two-letter codes and other abbreviations, refer to the "Guidance Notes on Codes and Abbreviations" appearing at the beginning of each regular issue of the PCT Gazette.*

(54) Title: BLENDS OF AMORPHOUS AND SEMICRYSTALLINE POLYMERS HAVING SHAPE MEMORY PROPERTIES

(57) Abstract: Blends of amorphous and semicrystalline polymers having shape memory properties were prepared by blending a crystalline polymer such as poly(vinylidene fluoride), polylactide, poly(hydroxybutyrate), poly(ethylene glycol) polyethylene, polyethylene-co-vinyl acetate, poly(vinyl chloride), poly(vinylidene chloride) and copolymers of poly(vinylidene chloride) and poly(vinyl chloride) and an amorphous polymer such as poly(vinyl acetate), poly methyl acrylate, poly ethyl acrylate, atactic poly methyl methacrylate, isotactic poly methyl methacrylate, syndiotactic poly methyl methacrylate and other poly alkyl methacrylates. The method for preparing the polymeric materials and applications thereof, for example, as smart medical devices, are also disclosed.

WO 2004/033539 A1

**BLENDS OF AMORPHOUS AND SEMICRYSTALLINE  
POLYMERS HAVING SHAPE MEMORY PROPERTIES**

5

**Cross-Reference to Related Applications**

This application claims the priority of the following provisional patent applications:  
Serial No. 60/418,023, filed October 11, 2002; Serial No. 60/466,401, filed April 29, 2003; and  
10 Serial No. 60/488,323, filed July 18, 2003. Each of the foregoing provisional patent applications  
is incorporated herein by reference to the extent not inconsistent with the present disclosure.

**Technical Field**

The present disclosure relates to shape memory materials and, more particularly, to  
blends of an amorphous polymer, such as poly(vinyl acetate) (PVAc), and a semicrystalline  
15 polymer, which can be for example poly(lactic acid) (PLA) or poly(vinylidene fluoride) (PVDF).  
The present disclosure also relates to methods for the preparation of such blends demonstrating  
shape memory effects and to applications thereof.

**Background of the Disclosure**

Shape memory materials feature an ability to transform shape from a temporary, frozen,  
20 shape to a permanent shape when triggered by an environmental stimulus, such as heat, light, or  
vapor. Used creatively, this phenomena can be exploited for a wide range of applications.  
Many polymers intrinsically show shape memory effects, e.g., on the basis of rubber elasticity,  
combined with vitrification or crystallization but with varying characteristics such as strain  
recovery rate, work capability during recovery, and retracted state stability. Among the first  
25 shape memory polymers (SMPs) reported as such was crosslinked polyethylene, which was  
discovered and patented in 1971 by Radiation Appliances, Inc., and a methacrylic acid ester  
reported by the Vernon-Benshoff Co. for use as a denture material. The mechanism of strain  
recovery for such a material was identified as being far different from that of shape memory  
alloys (SMAs), which are based largely on nickel-titanium alloys.

30 More particularly, a shape memory polymer is a super-elastic rubber, when the polymer  
is heated to a rubbery state, it can be deformed under resistance of ~1 Mpa modulus, and when

the temperature is decreased below either a crystallization temperature or a glass transition temperature, the deformed shape is fixed by the lower temperature rigidity while, at the same time, the mechanical energy expended on the material during deformation is stored. Thereafter, when the temperature is raised above the transition temperature ( $T_m$  or  $T_g$ ), the polymer will  
5 recover to its original form as driven by the restoration of network chain conformational entropy. The properties of the SMPs will be closely linked to the network architecture and to the sharpness of the transition separating the rigid and rubber states. Compared with SMAs, SMPs have an advantage of (i) high strain, to several hundred percent because of the large rubbery compliance while the maximum strain of a SMA is less than 8%. (ii) facile tuning of transition  
10 temperatures through variation of the polymer chemistry; and (iii) processing ease at low cost.

A concurrently filed application for patent filed by inventors herein discloses the synthesis and characterization of thermally stimulated SMPs having different thermomechanical properties and their use in various applications, including as medical devices and mechanical actuators. The disclosed materials span a range of room temperature moduli, from rigid glassy  
15 materials having storage moduli of several GPa to compliant rubbers with moduli as low as tens of MPa. Moreover, the retracting (rubbery) moduli have been tuned over the range  $0.5 < E < 10$  MPa, as dictated by the end application. One example of such an SMP is chemically crosslinked polycyclooctene (PCO), a stiff semicrystalline rubber that is elastically deformed above  $T_m$  to a temporary shape that is fixed by crystallization. Fast and complete recovery of gross  
20 deformations are achieved by immersion in hot water. Other SMPs offering tunable critical temperatures and rubber modulus have been synthesized using a thermosetting random copolymer formed from two vinyl monomers that yield controlled  $T_g$  and casting-type processing. Such copolymers were crosslinked with a difunctional vinyl monomer as crosslinker, the concentration of crosslinker controlling the rubber modulus and thus the work  
25 potential during recovery. In addition to their shape memory effects, these materials are also castable allowing for processing more complex shapes and they are optically transparent. The use of chemical crosslinking in both of these cases, however, limits the types of processing possible and permanently sets the equilibrium shape at the point of network formation.

Semicrystalline thermoplastic polymers with sharp  $T_g >$  room temperature and low  
30 crystallinity are also good candidates for shape memory, while offering the advantage of melt processing above  $T_m$ , allowing repeated resetting of the equilibrium shape by relaxing stress in

the fluid state. Representative of the polymers in this class of SMPs are polyurethanes whose soft domains are semicrystalline with low melting points (but higher than  $T_m$ ) and whose hard domains feature a higher melting point only exceeded during processing. The effect of the hard segments and soft segments on the shape memory effects have been investigated. In addition to  
5 such polyurethanes, block copolymers of polyethylene terephthalate (PET) have been synthesized for their shape memory effects.

Miscible blends of a semicrystalline polymer with an amorphous polymer have been investigated in the past, though not with respect to shape memory behavior, due to their attractive crystalline properties and mechanical properties. For those blends that are miscible at  
10 the molecular level, a single glass transition results, without broadening, an aspect important to shape memory. Additionally, in such miscible blends the equilibrium crystallinity (which controls the plateau modulus between  $T_g$  and  $T_m$  where shape fixing is performed) also changes dramatically and systematically with blend composition; i.e., relative levels of each component. Although numerous blends of this type have been investigated, there has been no known  
15 disclosure of the utilization of such blends for their shape memory properties.

### Summary of the Disclosure

In accordance with the present disclosure, SMPs with relatively high modulus in the fixed state at room temperature, having a tunable and sharp transition, the permanent shape of which can be remolded repeatedly above certain melting temperatures, are prepared by the blending or  
20 mixing of a crystalline polymer (C) with an amorphous polymer (A), such that they are a single miscible phase in the molten state (allowing processing to stress-free native states), but crystalline to a limited and tailored extent and which further vitrify on cooling to room temperature. Examples for (C) include, but are not limited to, poly(vinylidene fluoride) (PVDF) ( $T_g = -35$  °C,  $T_m = 175$  °C), polylactide (PLA) ( $T_g = 56$  °C,  $T_m = 165$  °C), and its copolymers  
25 such as poly(L-lactide), poly(D,L-lactide), poly(lactide-co-glycolide), poly(lactide-co-caprolactone), poly(lactide-co-1.5-dioxepan-2-one), poly(lactide-co-trimethylene carbonate), polyglycolide, poly(3-hydroxy butyrate) and its copolymers, polyanhydrides, poly(vinylidene fluoride) (PVDF) ( $T_g = -35$  °C,  $T_m = 175$  °C), poly(ethylene glycol) (PEG), polyethylene, polyethylene-co-vinyl acetate, poly(vinyl chloride) (PVC), and poly(vinylidene chloride)  
30 (PVDC) and copolymers of poly vinylidene chloride (PVDC)/poly vinyl chloride (PVC).

Examples for (A) include poly(vinyl acetate) (PVAc) ( $T_g = 35\text{ }^\circ\text{C}$ ), poly methyl acrylate (PMA), poly ethyl acrylate (PEA), atactic poly methyl methacrylate (aPMMA), isotactic poly methyl methacrylate (iPMMA), syndiotactic poly methyl methacrylate (sPMMA), and other poly alkyl methacrylates.

5 Plasticizers may be included in the disclosed blends according to the present disclosure. Exemplary plasticizers include, but are not limited to, di-n-butyl phthalate (DBP), di-n-octyl phthalate (DNOP), di(2-ethylhexyl) phthalate (DOP), di-2-ethylhexyl isophthalate (DOIP), bis-(2-ethylhexyl) terephthalate (DOTP), di-n-decyl phthalate (DNNDP), di-cyclohexyl phthalate (DCHP), di-octylsebacate (DOS), Hexamoll® DINCH, EVA, EVA-carbon monoxide terpolymer  
10 (Elvaloy), poly(alkylene alkanates). DOP can also be used to decrease the glass transition of PVC.

The disclosed polymer blends may also be compounded to include a finely divided particulate material, such as clay, silica or  $\text{TiO}_2$ .

For high stiffness in the temporary form, a need exists for shape memory polymers  
15 having a  $T_g$  greater than room temperature, but with a tailored rubber modulus and elasticity derived from physical rather than chemical crosslinks.

Preferably, exemplary SMPs of the present disclosure are achieved by blending or mixing amorphous poly (vinyl acetate) (PVAc) ( $T_g = 35\text{ }^\circ\text{C}$ ) with semicrystalline polylactide (PLA) ( $T_g = 56\text{ }^\circ\text{C}$ ,  $T_m = 165\text{ }^\circ\text{C}$ ) or poly (vinylidene fluoride) (PVDF). The disclosed polymers show  
20 complete miscibility at all blending ratios with a single glass transition temperature, while crystallization (exclusive of PVAc) is partially maintained. The  $T_g$ 's of the blends are employed as the critical temperature for triggering the shape recovery while the crystalline phases function as physical crosslinking sites for elastic deformation above  $T_g$ , but below  $T_m$ . Shape memory polymers have received increased attention recently, prompted by an expanding range of  
25 potential end-use applications, especially for development of biomedical engineering tools and as medical devices.

Presently preferred polymer blends according to the present disclosure are formed from poly vinyl acetate(PVAc) and poly(lactic acid) (PLA) or poly(vinylidene fluoride) (PVDF). However, examples of other suitable blends include the pair PVDF/PMMA and ternary blends of  
30 PVDF/PMMA/PVAc. The PMMA and the combination of PMMA/PVAc serve the same role as

PVAc in the blends as has been previously described. An advantage of adding PMMA is that the critical temperature can be increased arbitrarily to about 80 °C and the room temperature modulus can also be increased. The PVDF may be substituted by poly(vinylidene chloride) (PVDC), by copolymers of poly(vinylidene chloride/poly(vinyl chloride), or by any "C" polymer  
5 *vide supra*.

It has further been found that blending or mixing poly(vinyl chloride) with poly(butyl acrylate) or poly (butyl methacrylate) (PVC/PBA) has certain advantages. In the PVDF/PVAc case, PVAc simultaneously lowers the crystallinity of PVDF while increasing the  $T_g$ . PVC may serve the same role as PVDF, but it already has a low degree of crystallinity, but a relatively high  
10  $T_g$  (~ 80 °C). Thus, in this exemplary embodiment of the present disclosure, the second component (PBA) serves only the function or role of decreasing  $T_g$ . This function/role can also be achieved with small molecule plasticizers, most notably dioctylphthalate (DOP), but it is presently preferred to use a biocompatible polymeric plasticizer for intended implantable  
15 medical applications. The range of PBA compositions is 10-40%, with 20% being the most advantageous, yielding a  $T_g$  ~ 40 °C.

Further advantageous features and functions associated with the polymer blends of the present disclosure will be apparent from the detailed description which follows.

### **Brief Description of the Drawings**

Figure 1 illustrates a comparison of the DSC traces of PLA (top) quenched from  $T =$   
20 180°C or annealed at  $T = 110$  °C for one (1) hour (bottom);

Figure 2 illustrates DSC traces for PLA/PVAc blends following annealing for one (1) hour at  $T = 110$  °C;

Figure 3 illustrates glass transition temperatures as measured following quenching of the PLA/PVAc blends;

25 Figure 4 illustrates tensile storage modulus versus temperature for a range of PLA/PVAc; and

Figure 5 illustrates shape recovery of coiled PLA/PVAc (30:70) blend on exposure to water at  $T = 65$  °C.

### Detailed Description of Exemplary Embodiments

Miscible blends of the present disclosure show or exhibit sharp and tunable transition temperatures and adjustable stiffness above their transition temperatures. The disclosed blends also show/exhibit excellent shape recovery effect with the recovery temperature and retracting force that is adjustable according to the transition temperature of the amorphous polymer and the degree of crystallinity of the homopolymers, respectively. The shape recovery can be finished within seconds when heated to an appropriate level above the transition temperature, e.g., 20 °C above the transition temperature. Additional advantages associated with the materials of the present disclosure include that the materials are rigid at room temperature, the polymers generally are biocompatible and can be used as medical devices and implants, and the products also can be dyed to any color or rendered radio-opaque for x-ray radiography according to application requirements.

The shape recovery temperatures of particular polymer blends according to the present disclosure depend on the glass transition of the blends. Theoretically, the blended polymer will recover above the glass transition temperature and below the melting temperature. Temperatures that are on the order of 20 °C above the glass transition temperature are preferably used to make the shape recovery fast. More preferably a temperature in the rubbery plateau region for the particular polymer blend is selected in order to have a fast recovery and a predictable and desired retracting force.

Blends of the present disclosure may be successfully used in connection with a wide variety of applications including, without limitation, the following applications:

- a) Stents, patches and other implants for human health care.
- b) Surgical tools requiring adjustable shape but high stiffness.
- 25 c) Arbitrarily shape-adjustable structural implements, including personal care items (dinnerware, brushes, etc.) and hardware tool handles.
- d) Self healing plastics.
- e) Medical devices.



f) Impression material for molding, duplication, rapid prototyping, dentistry, and figure-printing.

g) Toys.

h) Reversible embossing for information storage.

5 i) Temperature sensors

j) Safety valves

k) Heat shrink tapes or seals

l) Heat controlled couplings and fasteners.

m) Large strain, large force actuators

## 10 **Examples**

To further illustrate advantageous features, functions and uses of exemplary polymer blends according to the present disclosure, the following non-limiting examples are provided. As will be readily apparent to persons of skill in the art, the following examples are merely illustrative of aspects of the present disclosure, and should not be viewed as absolute and thus should not be considered to be limiting with respect to potential polymeric materials, processing conditions (e.g., relative percentages, temperatures and time periods) and/or end-use applications that may be advantageously employed according to the present disclosure. Physical properties and processing conditions set forth in the following examples are merely illustrative of such properties/conditions, and should not be viewed as limiting the scope or utility of the present disclosure.

## 20 **Materials**

Poly(vinyl acetate) having a  $M_w = 500,000$  g/mol was purchased from Aldrich and vacuum-treated at room temperature for 2 days to eliminate volatiles, including moisture. The poly(lactide) having a  $M_w = 130,00$  g/mol was provided by Prof. S. Huang of the University of Connecticut and was dried at  $T = 60$  °C overnight before use. The material was found to comprise 92% L-isomer and 8% D-isomer. Poly(vinylidene fluoride) having a  $M_w = 180,000$  g/mol was also purchased from Aldrich and vacuum-treated at room temperature for 2 days to eliminate volatiles, including moisture.

### **Processing and Fixing the Primary Shapes**

Melt blending of PLA/PVAc and PVDF/PVAc using varying blend ratios was performed in a 30 ml Brabender twin-screw mixer. The mixer was equilibrated at  $T = 180\text{ }^{\circ}\text{C}$  for 5 minutes after which the mixer blade rotation was adjusted to 25 RPM and the premixed polymer pellets  
5 added to the chamber over the course of 1 minute. The polymers were mixed for 10 minutes to ensure good dispersion. Nitrogen was purged through the chamber to mitigate potential oxidative degradation during mixing. After mixing, the blend was taken out of the chamber, cooled to room temperature, and then pressed between heated platens of a Carver press at  $180\text{ }^{\circ}\text{C}$  for 5 minutes under a load of 8 metric tons. A spacer was used to control the thickness of the  
10 film and rapid cooling to room temperature was carried out. The films thus formed were used for thermal and mechanical characterization.

### **Characterizations**

The thermal properties (thermogravimetric analysis (TGA)) of the polymers were measured preceding differential scanning calorimetry (DSC) measurements and melt blending to  
15 ensure that no solvent vapor was present in the polymers. For this purpose, a TA Instruments (TA 2950) TGA was used with samples of the polymers heated from  $25\text{ }^{\circ}\text{C}$  to  $600\text{ }^{\circ}\text{C}$  at a heating rate of  $20\text{ }^{\circ}\text{C}/\text{minute}$  in a nitrogen atmosphere. A Perkin-Elmer DSC-7 was used for DSC analysis. Ten (10) mg samples prepared from pellets and heat pressed films were first heated from  $20\text{ }^{\circ}\text{C}$  to  $200\text{ }^{\circ}\text{C}$  at a heating rate of  $10\text{ }^{\circ}\text{C}/\text{minute}$  (1<sup>st</sup> heat), then cooled to  $20\text{ }^{\circ}\text{C}$  at  
20 the same rate, and finally the samples were reheated to  $200\text{ }^{\circ}\text{C}$  at a heating rate of  $10\text{ }^{\circ}\text{C}/\text{minute}$  (2<sup>nd</sup> heat). The  $T_g$  of each blend was determined from the midpoint of heat capacity change observed during 2<sup>nd</sup> heating.

Wide-angle x-ray scattering (WAXS) analysis was performed using a BRUKER GADDS-4 instrument with a  $Cr$  source of radiation ( $\lambda = 2.291\text{ \AA}$ ) and in transmission mode. The  
25 voltage and the current used were 40 kV and 40 mA, respectively, and the exposure time was 30 minutes. The scattering patterns were collected on a HiStar area detector with a sample-to-detector distance of 6.0 cm. Intensity profiles (I versus  $2\theta$ ) were determined by azimuthal averaging at each  $2\theta$  position of the isotropic patterns. The data were then analyzed with

Peakfit™ software (SPSS Science) to find the peak positions and the relative intensity of each peak.

The storage and loss tensile moduli of the blends were measured by dynamic mechanical thermal analysis (DMTA) in tensile mode using TA Instruments DMA2980. The method used  
5 followed a temperature ramp spanning  $-100\text{ }^{\circ}\text{C} < T < 150\text{ }^{\circ}\text{C}$  at a heating rate of  $4\text{ }^{\circ}\text{C}/\text{minute}$ , a fixed oscillation frequency of  $1\text{ Hz}$ , and a maximum tensile strain of about  $0.5\%$ . The sample geometries were rectangular bars of dimensions  $10\times 2\times 1\text{ mm}$ .

Isothermal stress-free shape recovery tests were carried out using samples cut into a rectangular shape, stained for optical contrast, and then heated to  $T = 65\text{ }^{\circ}\text{C}$  for bending into a  
10 temporary helical shape. The deformed sample was fixed by cooling in ice water, thus vitrifying the sample. The resulting deformed sample was subsequently dropped into a warm water bath at a predetermined temperature and the shape recovery monitored visually with a video camera and digital frame-grabber collecting images at a rate of  $20\text{ frames-per-second}$ .

## Results

15 The TGA results demonstrated that both PLA and PVAc are stable for  $T < 300\text{ }^{\circ}\text{C}$ . Above this temperature, PLA degrades completely (no char yield), while the PVAc degrades to yield an intermediate char yield of  $25\text{ wt}\%$  for  $375 < T < 425\text{ }^{\circ}\text{C}$ , but complete degradation occurs above  $450\text{ }^{\circ}\text{C}$ . Blend processing and thermal and dynamic mechanical analyses (DSC and DMA) were performed below  $250\text{ }^{\circ}\text{C}$ , to completely avoid degradation.

20 The crystallization behavior of semicrystalline PLA was investigated via DSC. The PLA samples were first heat pressed at  $180\text{ }^{\circ}\text{C}$  for 10 minutes and then quenched to room temperature with water cooling. One sample was directly analyzed by DSC, while another was first annealed at  $110\text{ }^{\circ}\text{C}$  ( $=1/2(T_g + T_m)$ ) for 1 hour to reach an equilibrium level of crystallinity. Figure 1 shows a comparison of thermal behavior for these two samples. It was observed that quenching  
25 the PLA melt results in a low degree of crystallinity and virtually no recrystallization on heating, both indicating slow crystallization. Annealing at  $110\text{ }^{\circ}\text{C}$  for 1 hour results in significant crystallization evidenced by a large melting endotherm at  $T = 155\text{ }^{\circ}\text{C}$ . The melting temperature did not shift dramatically due to annealing, but the endotherm shape did change. Complementary WAXD experiments yielded the same conclusions.

The crystallization behavior of polymer blends was also analyzed. All of the samples were heat pressed at 180 °C for 10 minutes and then annealed at 110 °C for 1 hour before thermal analysis, providing a standard condition for extensive crystallization. Figure 2 summarizes the first DSC heating trace of the samples measured after annealing. The results indicate that PVAc  
5 itself is amorphous (though with large physical aging content), but that incorporation of PLA leads to crystallization in proportion to the PLA wt-%. Also, the peak endotherm positions (melting transitions) shift slightly to higher temperatures with increasing PLA content. Quenching these samples to  $T = 20$  °C and reheating to 200 °C again showed clearly that single  $T_g$ 's are observed and that crystallization can be largely suppressed. Importantly for shape  
10 memory, the single glass transition events were not broadened in the blends relative to the pure components, suggesting that the amorphous phase was quite homogeneous for all of the blends. The observed  $T_g$  values are plotted in Figure 3 along with the best fit with the Fox equation, showing slight positive deviation. This leads to a conclusion that strong interactions between the two polymers that reduces free volume of the polymer blends and hence, increased glass  
15 transition temperature relative to the Fox equation prediction, has occurred.

In order to elucidate the effect of PVAc on the degree of crystallinity and the crystal structures, the crystalline diffraction patterns were observed via wide-angle x-ray diffraction. The results indicate that the PVAc phase has only an amorphous halo, thus being totally amorphous, while the PLA exhibits three very strong diffraction peaks at  $2\theta = 22.3^\circ$ ,  $25.0^\circ$  and  
20  $28.6^\circ$ , corresponding to  $d$ -spacings of 5.92, 5.29, and 4.64 Å, respectively. Upon addition of PVAc, all of the peak intensities were depressed, but the peak positions remained essentially unchanged. Consistent with the DSC results, the degree of crystallinity increases in proportion to PLA addition. From the peak width at half height, it was found that the crystalline lamellae size did not decrease, although the degree of crystallinity decreased, with increasing PVAc  
25 content. This means that the decrease in crystallinity and depression of the melting transitions are not due to a change of crystal size, but rather may be due to a thinning of the lamellae thickness or to a decrease of the crystal concentrations.

The storage modulus of the polymer blends was also measured using DMTA, first investigating the effects of annealing on the storage modulus. Below their glass transition  
30 temperatures,  $T_g$ , both samples exhibit similar high storage moduli (3 GPa), as well as similar

softening points. When heated above  $T_g$ , the storage modulus of thermally quenched samples decreases sharply to about 2 MPa. However, further increasing the temperature induces a modulus increase attributed to recrystallization of the samples at higher temperatures. This also proved that the sample is not in an equilibrium state and that its mechanical properties in the  
5 rubbery region depend on thermal history. To reach equilibrium, the sample was annealed at 110 °C for 1 hour as previously described for DSC analyses. The storage modulus above  $T_g$  shifts to about 200 MPa until melting, the increase being due to an increase of the degree of crystallinity on annealing. In order to tune the rubbery modulus at equilibrium state, PLA was blended in different proportions to PVAc and annealed as above. Storage moduli for such blends were  
10 measured and the results are plotted in Figure 4. It can be seen that, below  $T_g$ , all of the samples show similar large moduli while above  $T_g$  the moduli decrease to a plateau whose magnitude depends on crystallinity and thus PLA content. This trend is in accordance with that of DSC and XRD, and may be explained by the fact that the increase of storage moduli came from the physical crosslinking formed by crystals and the filler effect of the high modulus crystalline  
15 phase.

Stress-free shape memory tests were carried out in hot water at 65 °C, with an annealed sample composed of 30 % PLA. The real time shape recovery was videotaped and selected images are shown in Figure 5. The results show that the sample features quick and complete shape memory behavior: the sample recovers to the original shape (straight bar) within 10  
20 seconds, with most of the recovery being accomplished within the first several seconds.

The same characterizations were carried out on the blends of PVDF and PVAc as above described. The TGA and DSC results show that PVDF is also thermally stable up to 300 °C, and the mixtures form only one glass transition, the values fall between the  $T_g$ s of the two homopolymers and changes with changing composition. At the same time, the melting points  
25 and the degrees of crystallinity were depressed with the incorporation of amorphous PVAc.

The storage moduli of the blends, which give the rigidity of the materials, were also measured. The results are similar to those of the PLA/PVAc blends, the PVDF/PVAc blends being very rigid below the critical temperatures ( $T_g$ ), and featuring sharp modulus changes at the  $T_g$  to a plateau modulus ranging from several MPa to tens of MPa, depending on the degree of

crystallinity of the blends. These plateau moduli can be tuned by adjusting the degree of crystallinity of the blend, that is, by adjusting the blend composition.

In summary, shape memory polymers were obtained by blending a semicrystalline polymer, for example, PLA, with an amorphous polymer, for example PVAc. The polymer  
5 blends are totally miscible at all blend ratios within the experimental ranges and form only one single glass transition temperature for each formulation. Additionally, the degree of crystallinity of the blends decreases monotonically with increasing PVAc and PVAc and PVDF fraction. This, in turn, governs the rubbery modulus important to shape memory.

Thus, the present disclosure advantageously provides a shape memory polymeric material  
10 that is characterized by a  $T_g$  exceeding room temperature whose rubber modulus and elasticity are derived substantially from physical crosslinks comprising a blend of a crystalline polymer selected from the group consisting of poly(vinylidene fluoride), polyglycolides, polylactide and copolymers thereof, poly(hydroxybutyrate), poly(ethylene glycol), polyethylene, polyethylene-co-vinyl acetate, poly(vinyl chloride), poly(vinylidene chloride) and copolymers of poly  
15 vinylidene chloride and poly vinyl chloride with an amorphous polymer selected from the group consisting of poly(vinyl acetate), poly methyl acrylate, poly ethyl acrylate, atactic poly methyl methacrylate, isotactic poly methyl methacrylate and syndiotactic poly methyl methacrylate.

The present disclosure also advantageously provides a method of preparing a shape  
20 memory polymer material characterized by a  $T_g$  exceeding room temperature whose rubber modulus and elasticity is derived substantially from physical crosslinking comprising melt blending a crystalline polymer selected from the group consisting of poly(vinylidene fluoride), polylactide, poly(hydroxybutyrate), poly(ethylene glycol), polyethylene, polyethylene-co-vinyl acetate, poly(vinyl chloride), poly(vinylidene chloride) and copolymers of poly vinylidene  
25 chloride and poly vinyl chloride with an amorphous polymer selected from the group consisting of poly(vinyl acetate), poly methyl acrylate, poly ethyl acrylate, atactic poly methyl methacrylate, isotactic poly methyl methacrylate and syndiotactic poly methyl methacrylate at a temperature of 10 ~ 20 °C above the melting temperature of the crystalline polymers, for a time sufficient to ensure good mixing, cooling the resultant blend to room temperature, introducing said blend into a press maintained at about 180 °C, applying pressure to said blend and then

rapidly cooling the film thereby formed to an annealing temperature  $T_g < T_a < T_m$ , where it is held until crystallization is complete and following which the film is cooled to room temperature.

Although the polymer blends and processing methodologies of the present disclosure have been described with reference to specific exemplary embodiments thereof, the present disclosure is not to be limited to such exemplary embodiments. Rather, as will be readily apparent to persons skilled in the art, the teachings of the present disclosure are susceptible to many implementations and/or applications, without departing from either the spirit or the scope of the present disclosure. Indeed, modifications and/or changes in the selection of specific polymers, polymer ratios, processing conditions, and end-use applications are contemplated hereby, and such modifications and/or changes are encompassed within the scope of the present invention as set forth by the claims which follow.

What is Claimed is:

1. A shape memory polymeric material characterized by a  $T_g$  exceeding room temperature whose rubber modulus and elasticity are derived substantially from physical crosslinks comprising a blend of a crystalline polymer selected from the group consisting of poly(vinylidene fluoride), polyglycolides, polylactide and copolymers thereof, poly(hydroxybutyrate), poly(ethylene glycol), polyethylene, polyethylene-co-vinyl acetate, poly(vinyl chloride), poly(vinylidene chloride) and copolymers of poly vinylidene chloride and poly vinyl chloride with an amorphous polymer selected from the group consisting of poly(vinyl acetate), poly methyl acrylate, poly ethyl acrylate, atactic poly methyl methacrylate, isotactic poly methyl methacrylate and syndiotactic poly methyl methacrylate.
2. A shape memory polymeric material according to claim 1 wherein said blend is of amorphous poly(vinyl acetate) and semicrystalline polylactide.
3. A shape memory polymeric material according to claim 1 wherein said blend is of amorphous polyvinyl acetate and crystalline poly(vinylidene fluoride).
4. A shape memory polymeric material according to claim 1 wherein said blend is of crystalline poly(vinylidene fluoride) and amorphous polymethyl methacrylate.
5. A shape memory polymeric material according to claim 1 wherein said blend is of crystalline poly(vinylidene chloride) and amorphous polyvinyl acetate.
6. Method of preparing a shape memory polymer material characterized by a  $T_g$  exceeding room temperature whose rubber modulus and elasticity is derived substantially from physical crosslinking comprising melt blending a crystalline polymer selected from the group consisting of poly(vinylidene fluoride), polylactide, poly(hydroxybutyrate), poly(ethylene glycol), polyethylene, polyethylene-co-vinyl acetate, poly(vinyl chloride), poly(vinylidene chloride) and copolymers of poly vinylidene chloride and poly vinyl chloride with an amorphous polymer selected from the group consisting of poly(vinyl acetate), poly methyl acrylate, poly ethyl acrylate, atactic poly methyl methacrylate, isotactic poly methyl methacrylate and syndiotactic poly methyl methacrylate at a temperature of 10 ~ 20 °C above the melting temperature of the



crystalline polymers, for a time sufficient to ensure good mixing, cooling the resultant blend to room temperature, introducing said blend into a press maintained at about 180 °C, applying pressure to said blend and then rapidly cooling the film thereby formed to an annealing temperature  $T_g < T_a < T_m$ , where it is held until crystallization is complete and following which the film is cooled to room temperature.

7. Method according to claim 6 wherein said melt blending is carried out for from about 5 to about 10 minutes.
8. Method according to claim 6 wherein said blend is formed by melt blending amorphous poly(vinyl acetate) and crystalline polylactide.
9. Method according to claim 6 wherein said blend is formed by melt blending amorphous poly(vinyl acetate) and semicrystalline poly(vinylidene fluoride).
10. A surgical tool requiring adjustable shape but high stiffness prepared from a shape memory polymer according to claim 1.
11. An impression material for molding, duplication, rapid prototyping and dentistry prepared from a shape memory polymer according to claim 1.
12. A temperature sensor prepared from a shape memory polymer according to claim 1.
13. A heat sensitive seal prepared from a shape memory polymer according to claim 1.
14. A large strain, large force actuator prepared from a shape memory polymer according to claim 1.

1/3

DSC traces of PLA (top) quenched from  $T = 180^{\circ}\text{C}$  or (bottom) annealed at  $T = 110^{\circ}\text{C}$  for 1 hr.

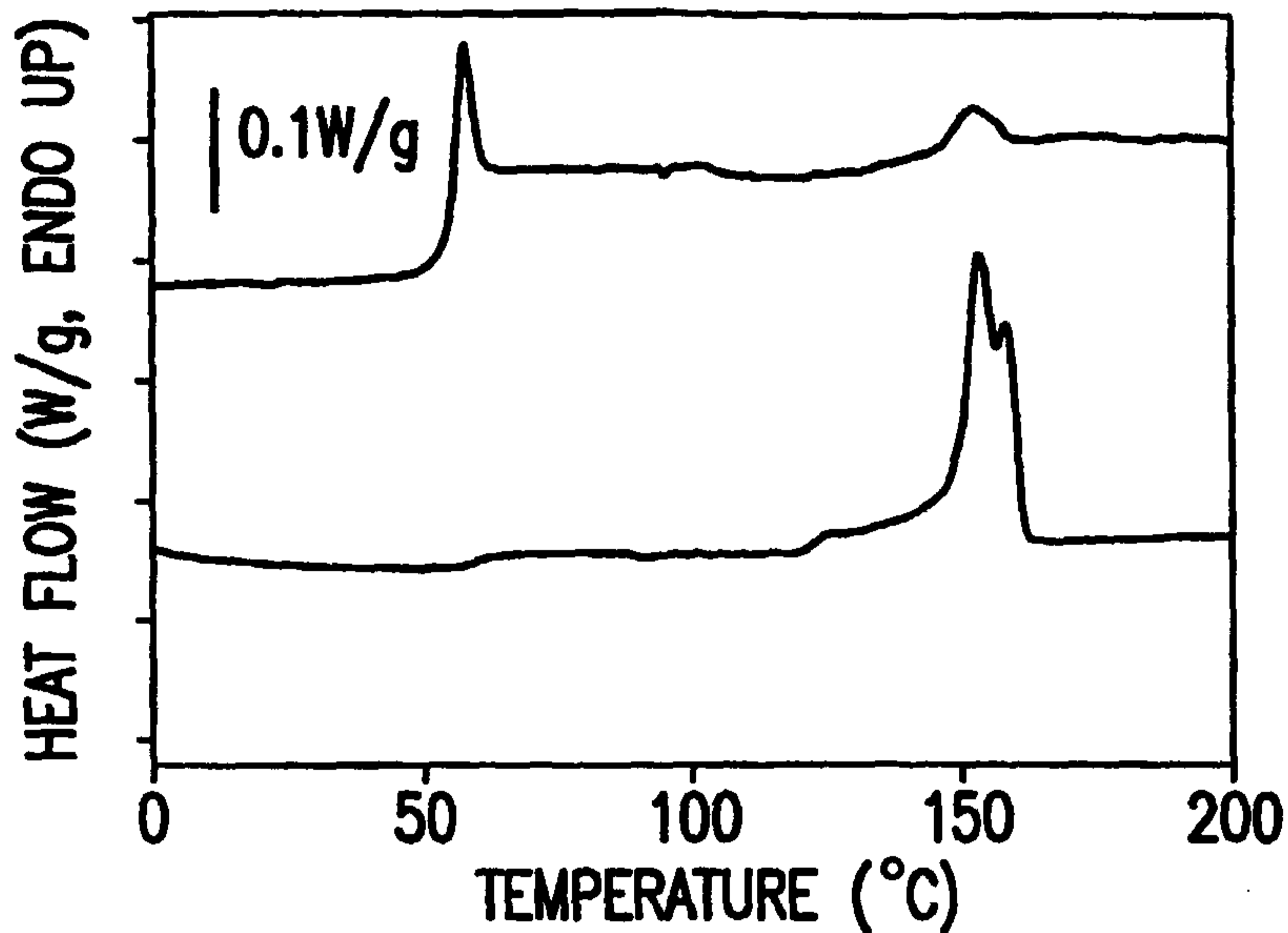


FIG.1

DSC traces for PLA/PVAc blends following annealing for 1 hour at  $T = 110^{\circ}\text{C}$ . A heating rate of  $10^{\circ}\text{C}/\text{min}$  was employed. PLA wt-% is indicated with each trace.

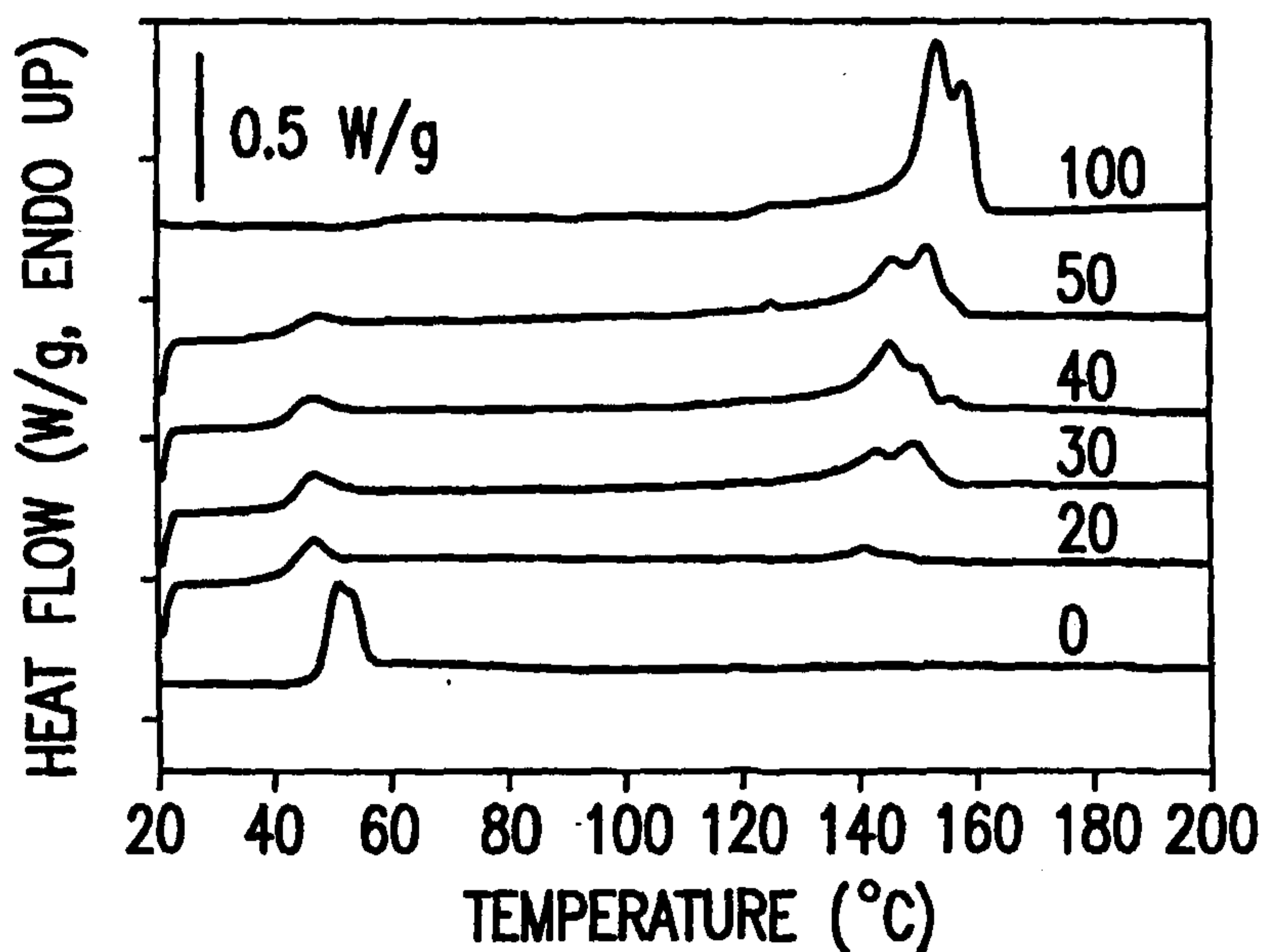


FIG.2

2/3

Glass transition temperatures measured following quenching of the PLA/PVAc blends (solid points). Solid line is best fit to the Fox equation,  $1/T_g = w_a/T_g^a + w_b/T_g^b$ .

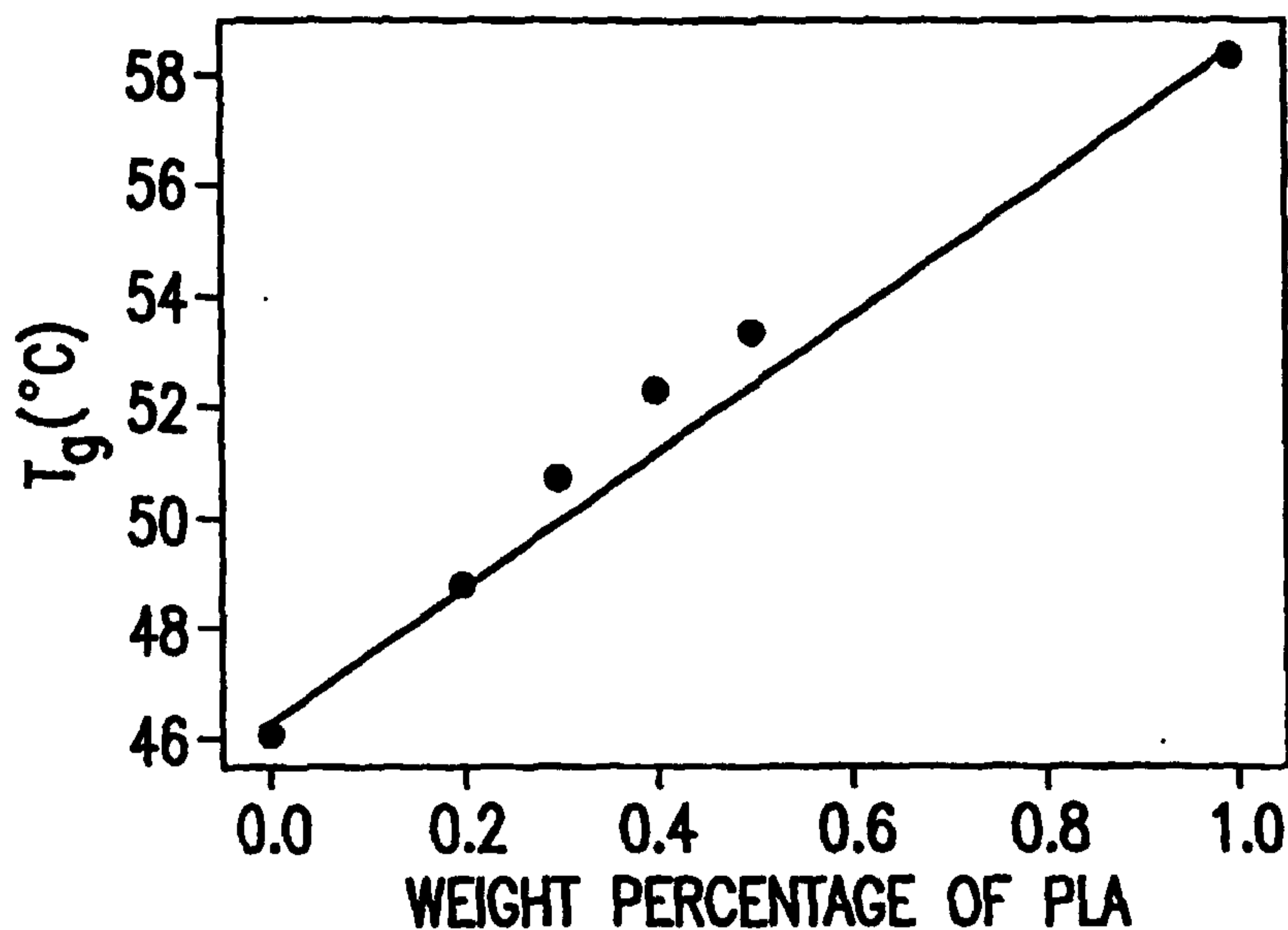


FIG.3

Tensile storage modulus versus temperature for a range of PLA/PVAc blends whose composition is indicated in the plot.

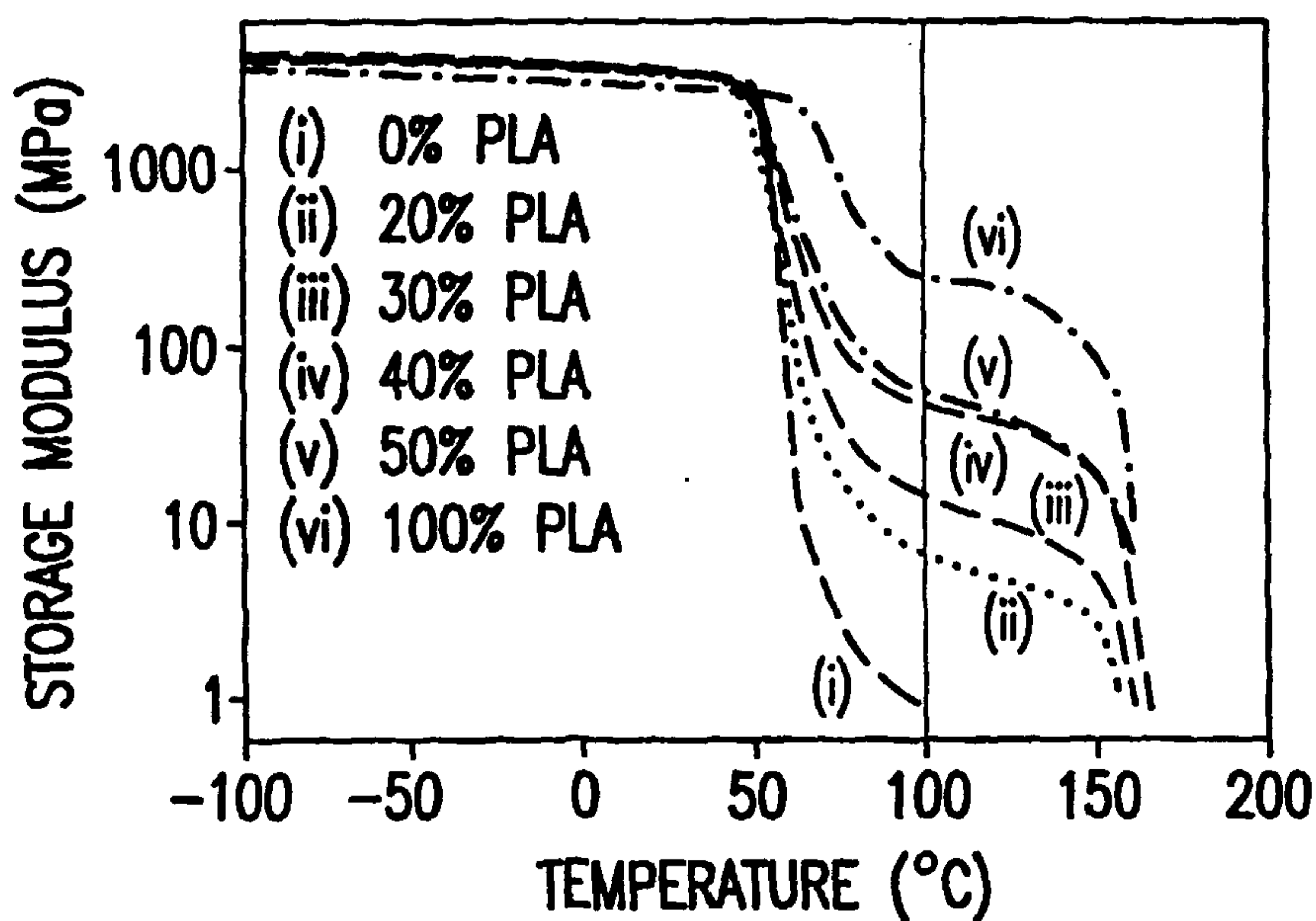


FIG.4

3/3

Shape recovery of coiled PLA/PVAc (30:70) blend on exposure to water at  $T = 65^{\circ}\text{C}$ . Sample thickness is 0.5 mm.

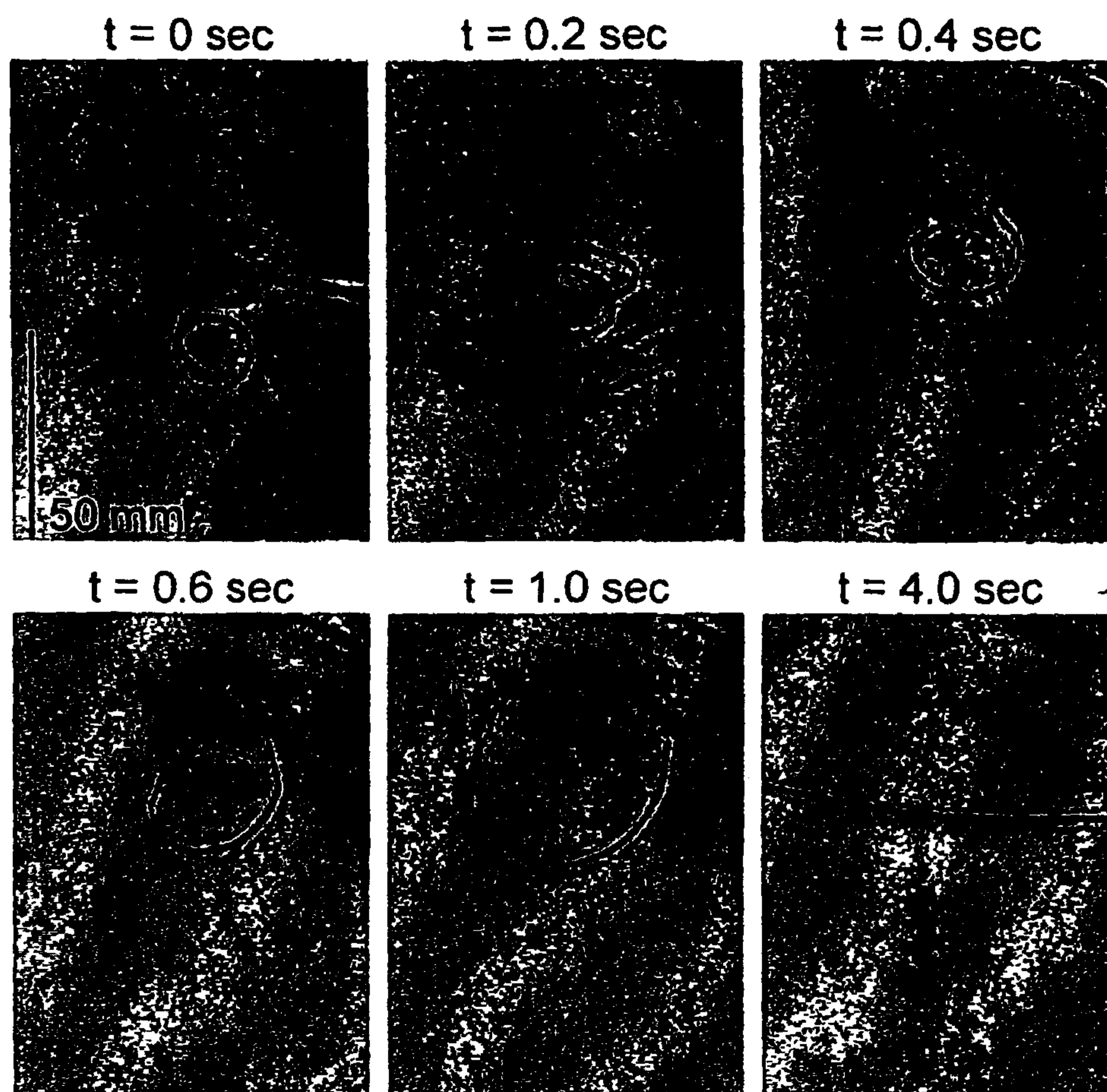


FIG.5