



US00D699940S

(12) **United States Design Patent**
Robert

(10) **Patent No.:** **US D699,940 S**

(45) **Date of Patent:** **** Feb. 25, 2014**

(54) **BACKPACK**

(71) Applicant: **Plano Molding Company**, Plano, TX
(US)

(72) Inventor: **Jay Robert**, Star, ID (US)

(73) Assignee: **Plano Molding Company**, Plano, IL
(US)

(**) Term: **14 Years**

(21) Appl. No.: **29/457,448**

(22) Filed: **Jun. 10, 2013**

(51) **LOC (10) Cl.** **03-01**

(52) **U.S. Cl.**
USPC **D3/216; D3/217**

(58) **Field of Classification Search**
USPC D3/201, 213, 214, 215, 216, 217, 218,
D3/231, 232, 267, 273, 289, 290; 224/153,
224/155, 575, 576, 578, 579, 581, 586, 613,
224/617, 627, 637, 644, 645, 650, 653,
224/657; 441/80; 5/413 R; 190/1
See application file for complete search history.

(56) **References Cited**

U.S. PATENT DOCUMENTS

4,318,502	A *	3/1982	Lowe et al.	224/153
6,216,926	B1 *	4/2001	Pratt	224/153
6,243,892	B1 *	6/2001	Kelling	5/413 R
D550,448	S *	9/2007	Boje et al.	D3/217

D603,157	S *	11/2009	Hutchinson	D3/217
7,851,932	B2 *	12/2010	Rome et al.	290/10
D641,973	S *	7/2011	Quehl	D3/217
D642,791	S *	8/2011	Quehl	D3/217
8,123,581	B2 *	2/2012	Aschauer	441/80
8,157,138	B2 *	4/2012	Leyendecker	224/637
D665,573	S *	8/2012	Crandall	D3/217
D673,363	S *	1/2013	Crandall	D3/217
2005/0230445	A1 *	10/2005	Woo	224/576
2008/0029562	A1 *	2/2008	Hawkins et al.	224/153
2008/0116026	A1 *	5/2008	Bass et al.	190/1
2012/0031936	A1 *	2/2012	Hairston et al.	224/153

* cited by examiner

Primary Examiner — Caron D Veynar

Assistant Examiner — Martie K Holtje

(74) *Attorney, Agent, or Firm* — McGuireWoods LLP

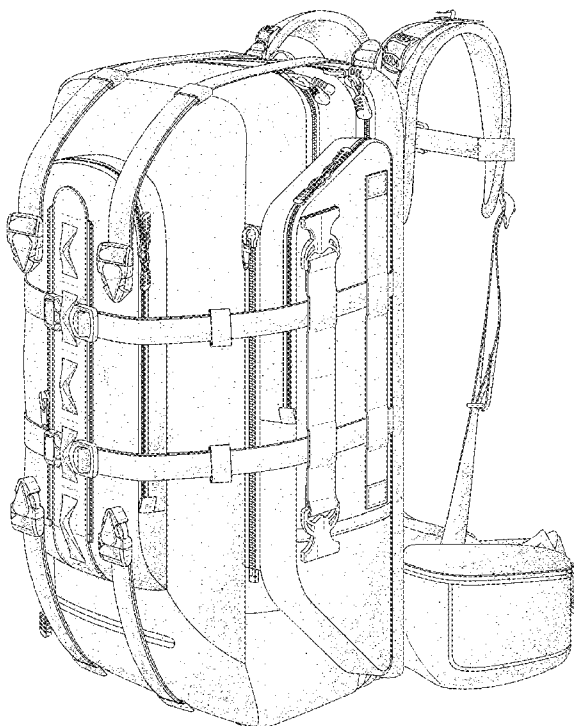
(57) **CLAIM**

The ornamental design for a backpack, as shown and described.

DESCRIPTION

FIG. 1 is a right-front perspective view of the backpack; FIG. 2 is a rear view of the backpack shown in FIG. 1; FIG. 3 is a front view of the backpack shown in FIG. 1; FIG. 4 is a right-side view of the backpack shown in FIG. 1; FIG. 5 is a left-side view of the backpack shown in FIG. 1; FIG. 6 is a top view of the backpack shown in FIG. 1; and FIG. 7 is a bottom view of the backpack shown in FIG. 1. The subject matter shown in dashed lines, and any surfaces of the design not shown, including interior surfaces, form no part of the claimed invention.

1 Claim, 7 Drawing Sheets



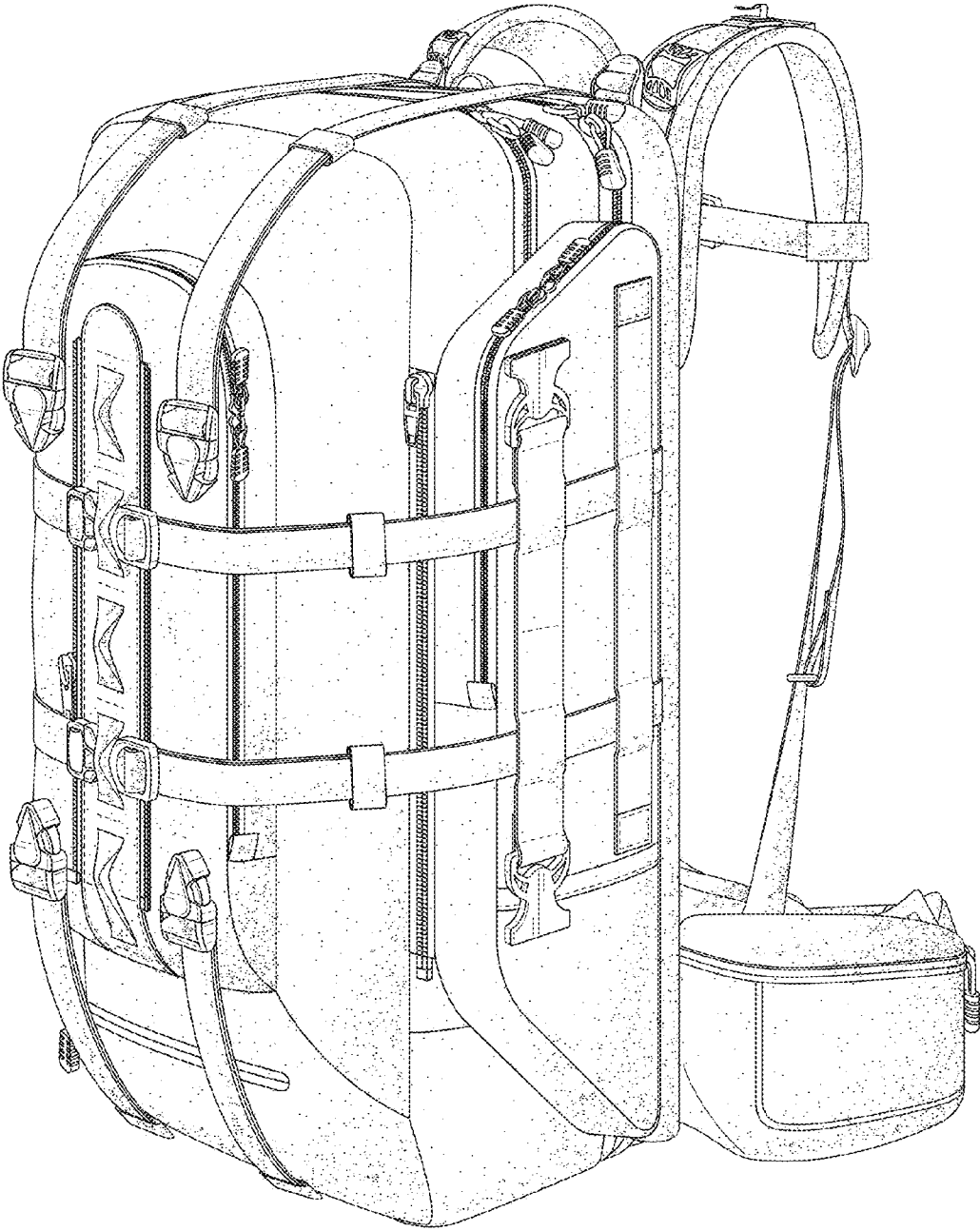


FIG. 1

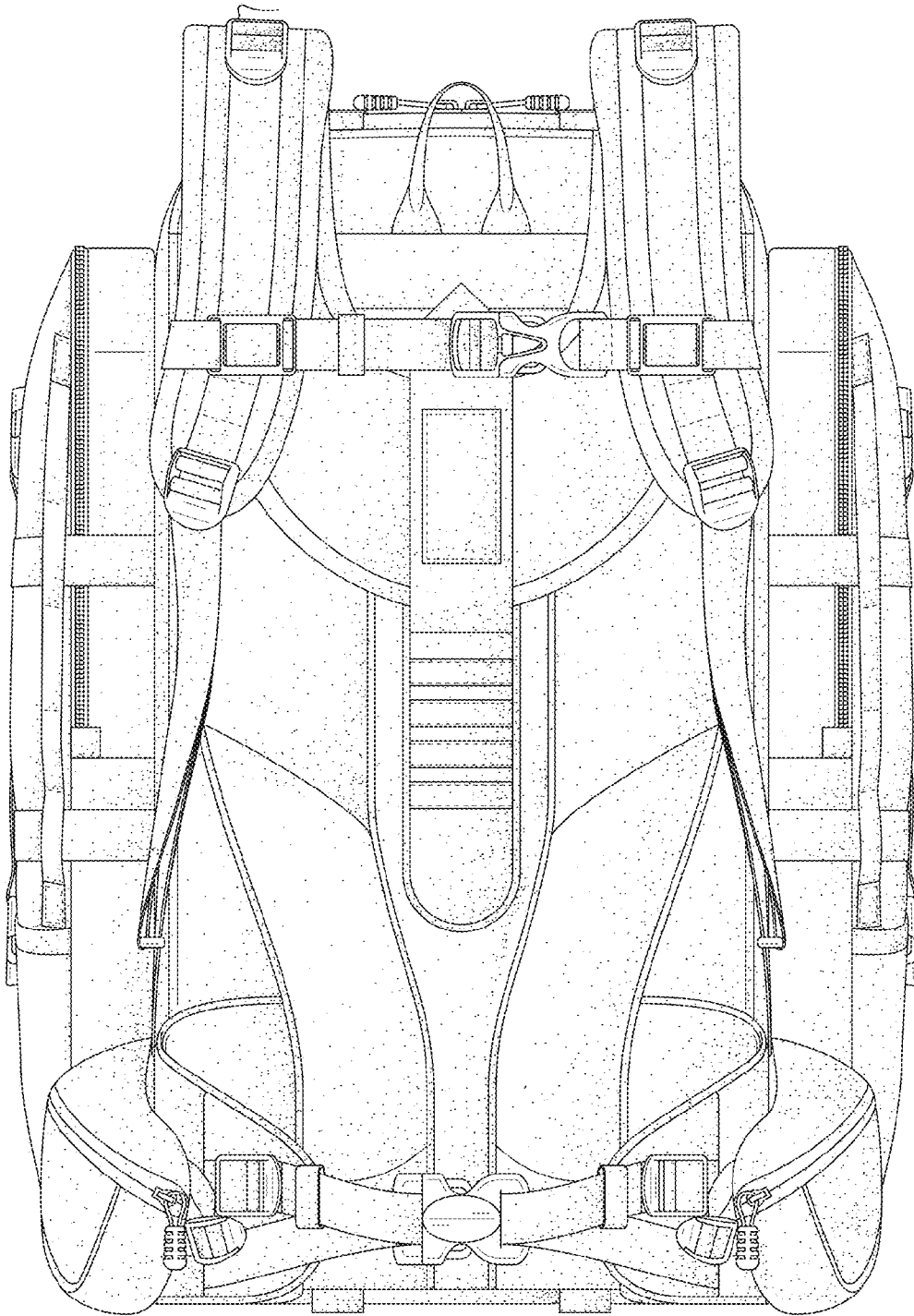


FIG. 2




FIG. 3

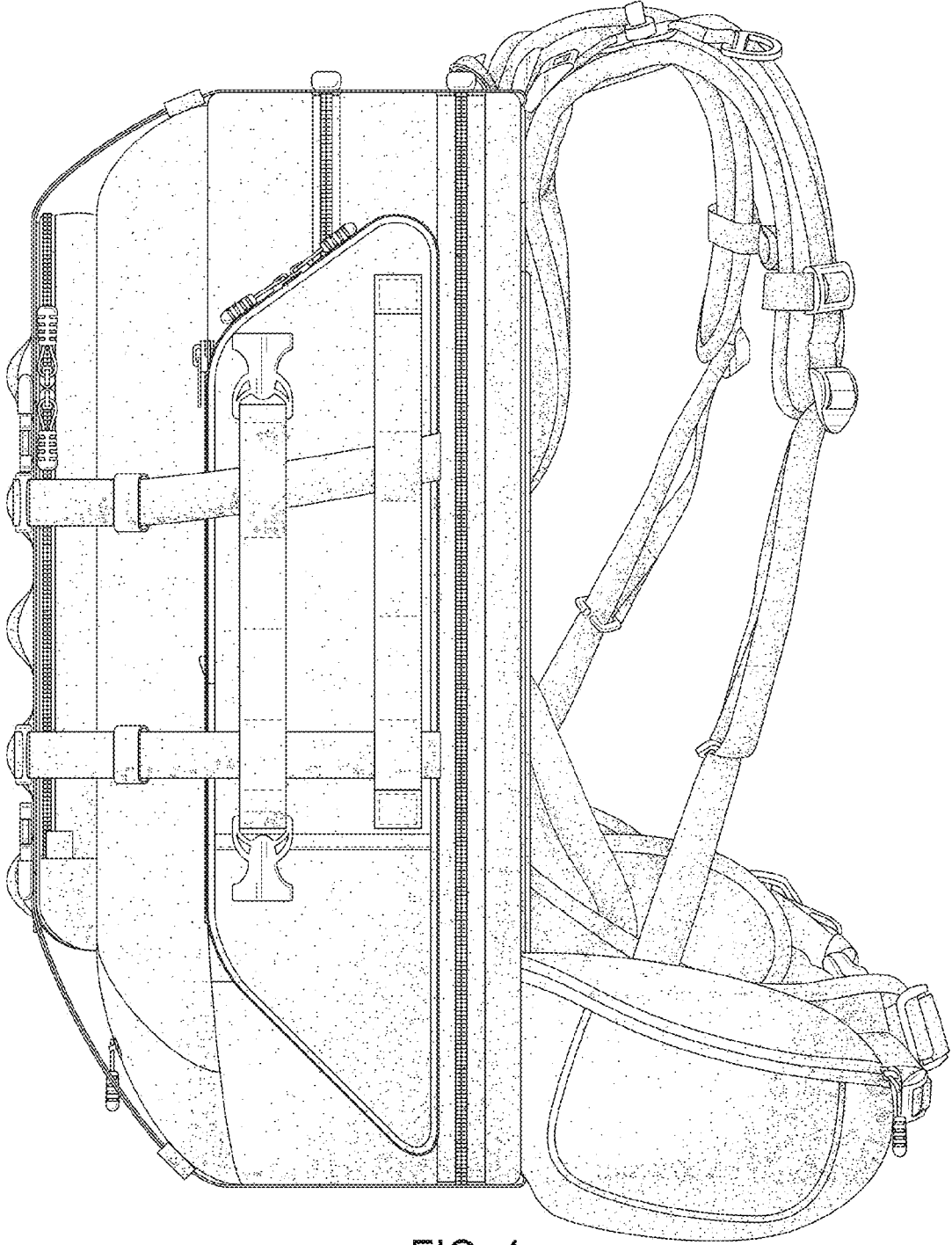


FIG. 4

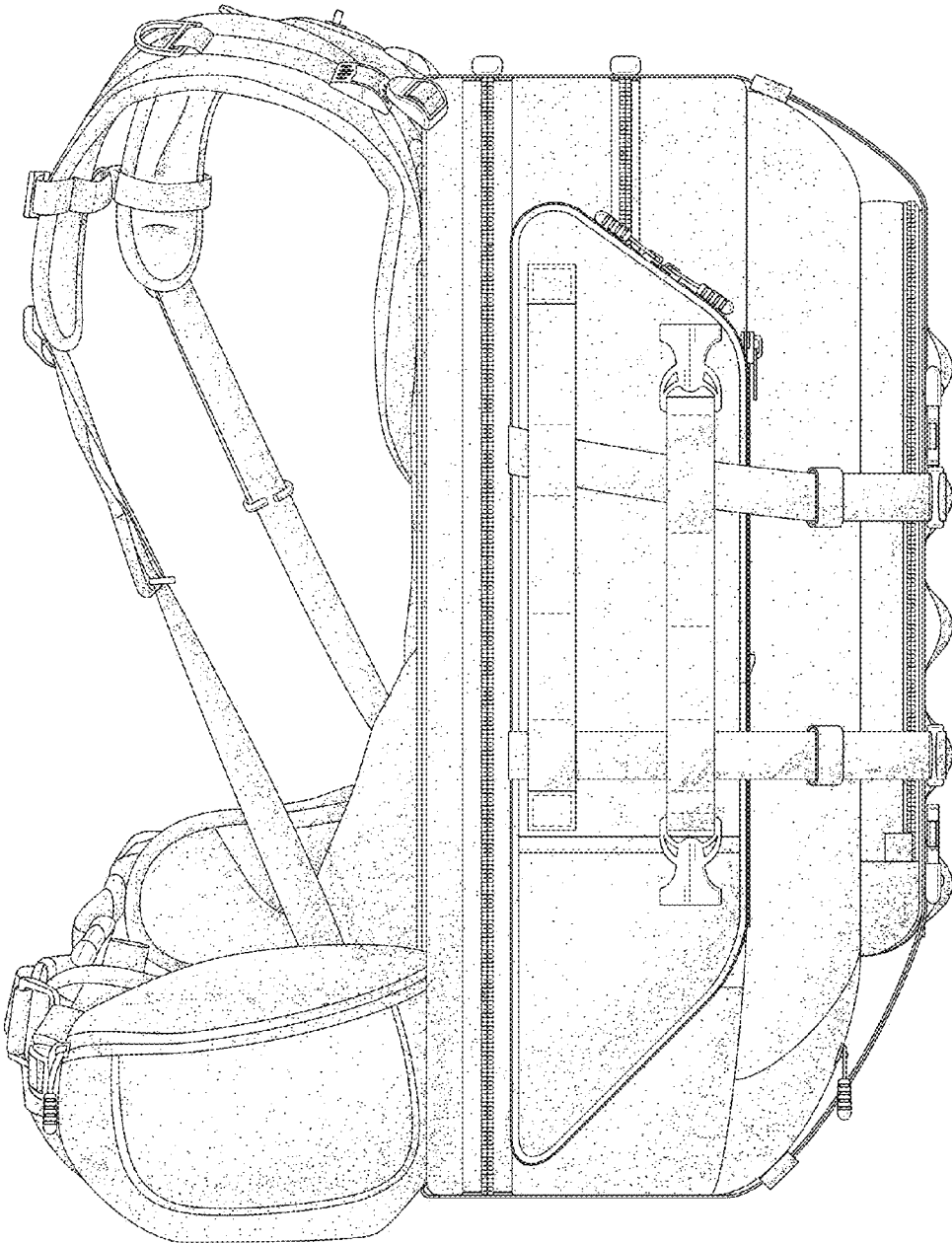


FIG. 5

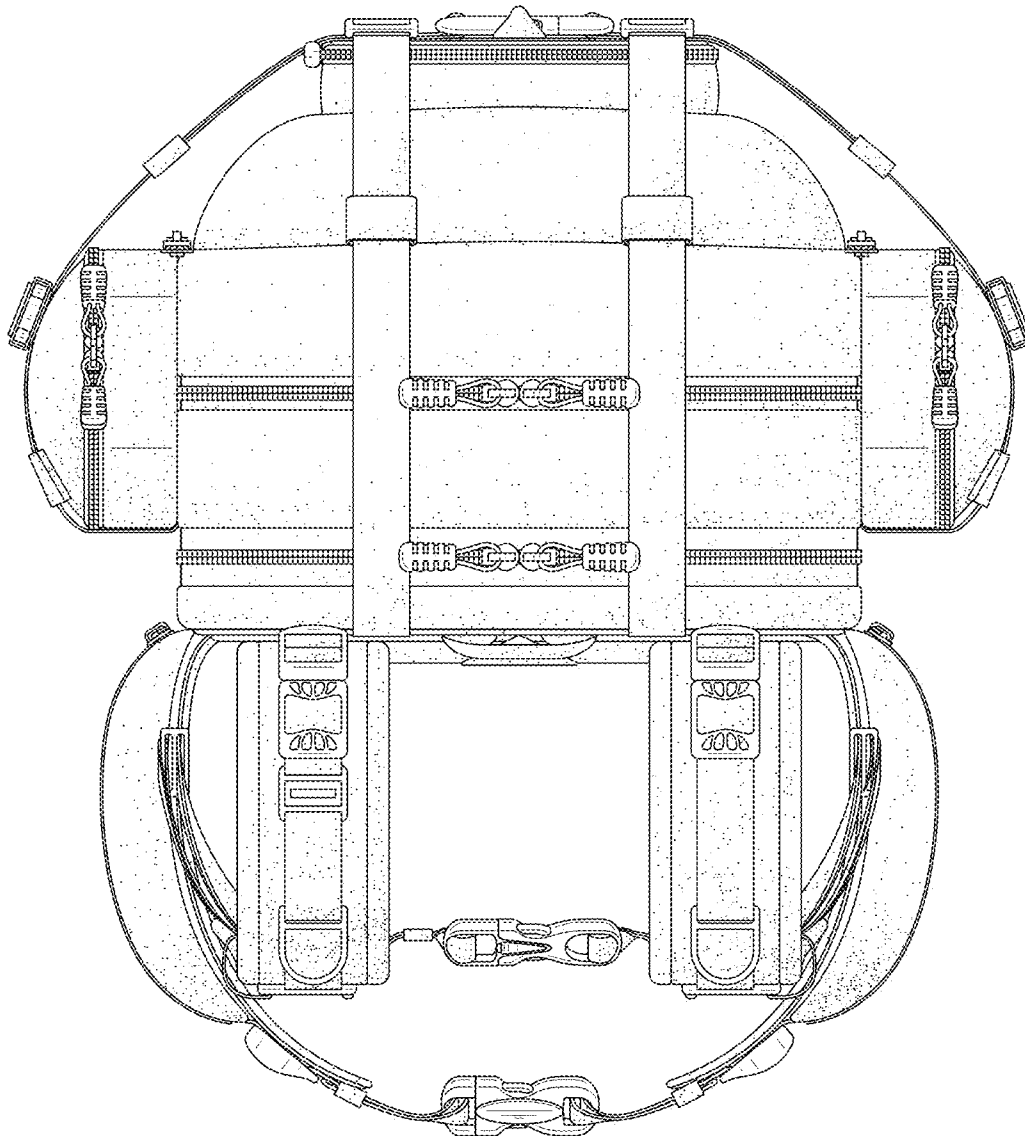


FIG. 6

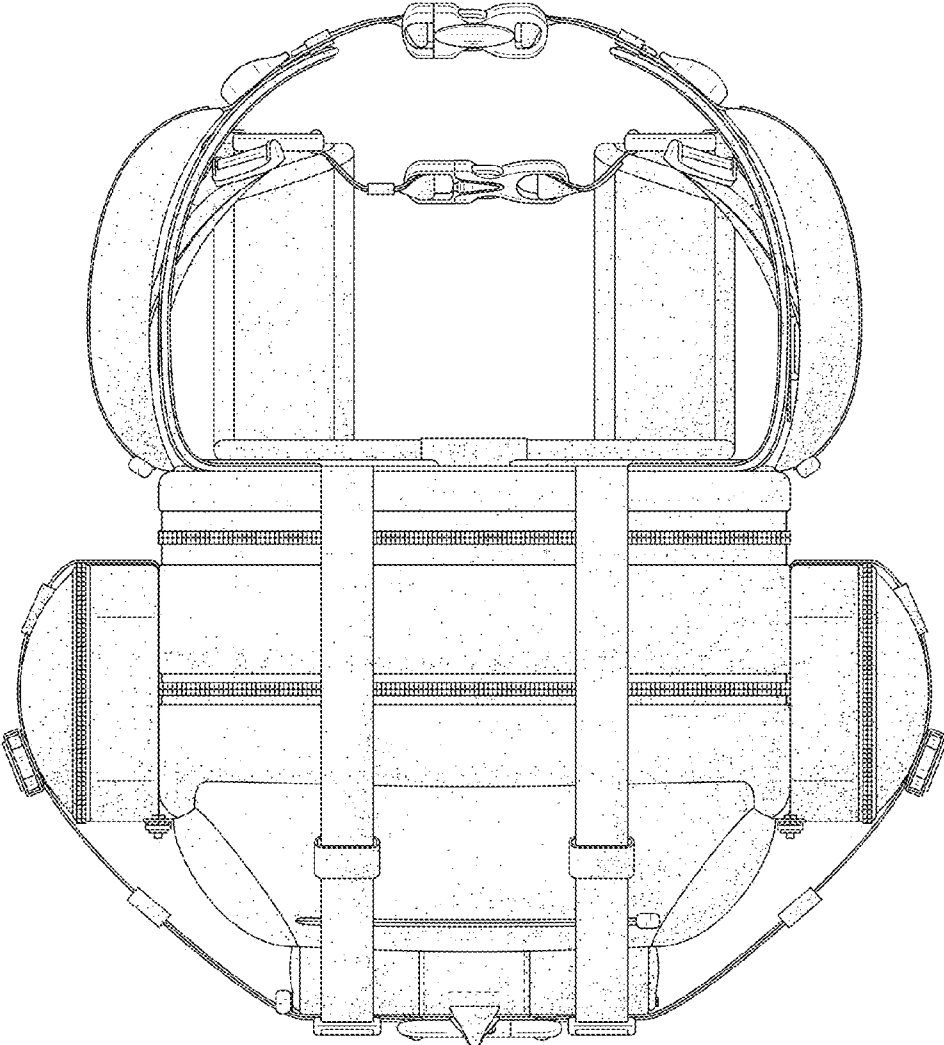


FIG. 7