



US00D433808S

United States Patent [19]

Moorhouse, Sr.

[11] Patent Number: Des. 433,808

[45] Date of Patent: ** Nov. 21, 2000

[54] STORAGE DEVICE

[75] Inventor: **Richard McAlister Moorhouse, Sr.**,
Scarborough, United Kingdom

[73] Assignee: **Duraweld Limited**, United Kingdom

[**] Term: **14 Years**

[21] Appl. No.: **29/105,226**

[22] Filed: **May 20, 1999**

[30] Foreign Application Priority Data

Nov. 24, 1998 [GB] United Kingdom 2079348

[51] LOC (7) Cl. **03-01**

[52] U.S. Cl. **D3/303; D6/407**

[58] Field of Search D6/407, 626-634;
206/308.1, 309, 310, 312, 313, 308.3, 311;
229/76, 72, 313; D9/432, 426, 305, 306;
D3/201, 303, 900

[56] References Cited

U.S. PATENT DOCUMENTS

D. 342,445 12/1993 Brewer D9/306
D. 388,951 1/1998 Mori D3/201
D. 417,974 12/1999 Mori D6/407

D. 421,869 3/2000 Drew et al. D6/626
4,473,153 9/1984 Colangelo 206/312
4,655,388 4/1987 Fleming .
5,101,973 4/1992 Martinez 206/312
5,318,222 6/1994 Bartlett 229/72
5,725,093 3/1998 Yamaguchi et al. 206/308.1
5,833,063 11/1998 Ho 206/308.1
5,947,281 9/1999 Kaneff 206/313

FOREIGN PATENT DOCUMENTS

0 479 556 A1 4/1992 European Pat. Off. .

Primary Examiner—Louis S. Zarfaz
Assistant Examiner—Catherine R. Oliver
Attorney, Agent, or Firm—Watts, Hoffman, Fisher & Heinke
Co., L.P.A.

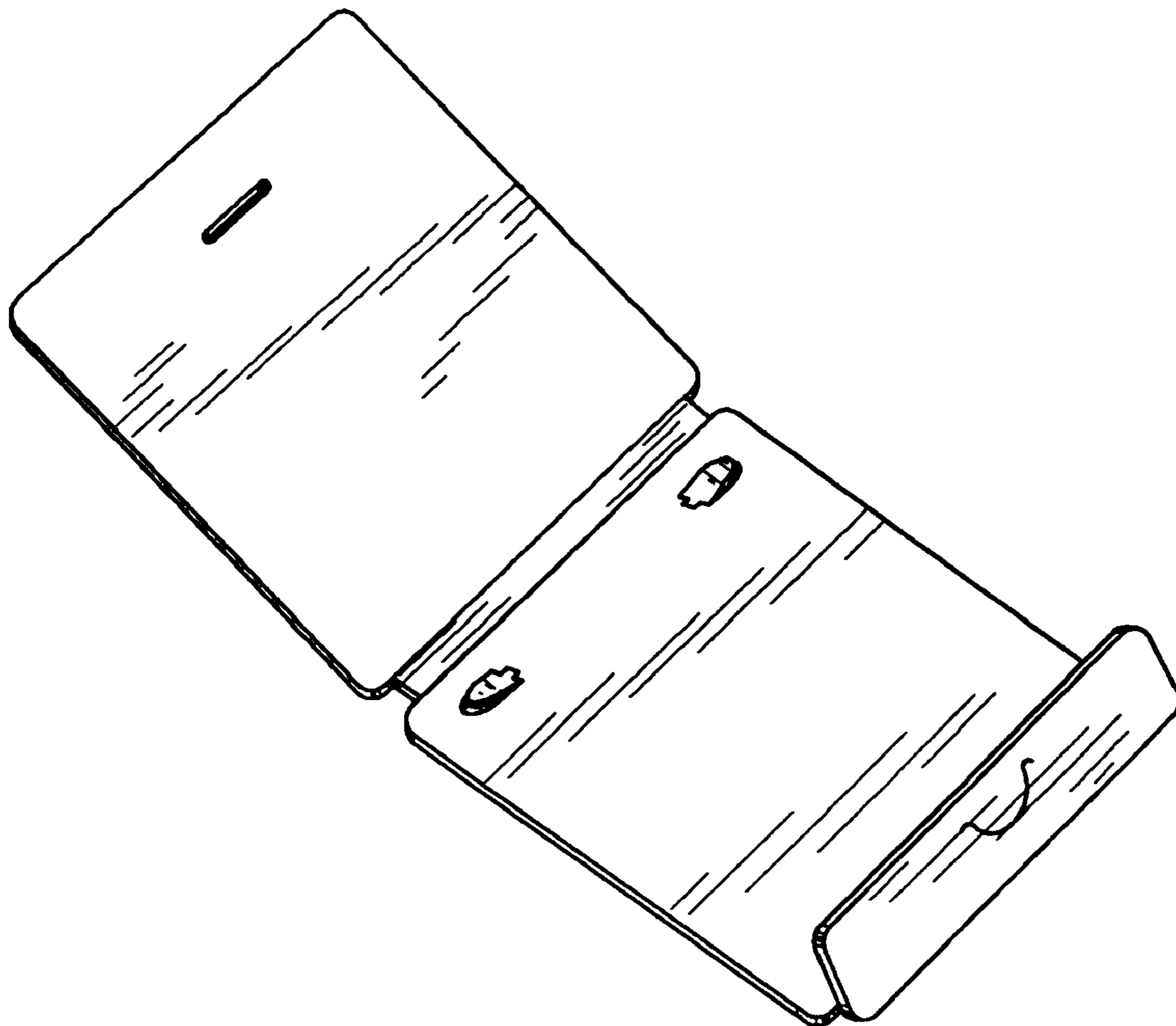
[57] CLAIM

The ornamental design for a storage device, as shown and described.

DESCRIPTION

FIG. 1 is a top perspective view of the storage device showing my new design, in a partially open position; FIG. 2 is a bottom plan view, shown in an open position; FIG. 3 is a top plan view, shown in a closed position; and, FIG. 4 is a bottom plan view, shown in a closed position.

1 Claim, 1 Drawing Sheet






Fig.1

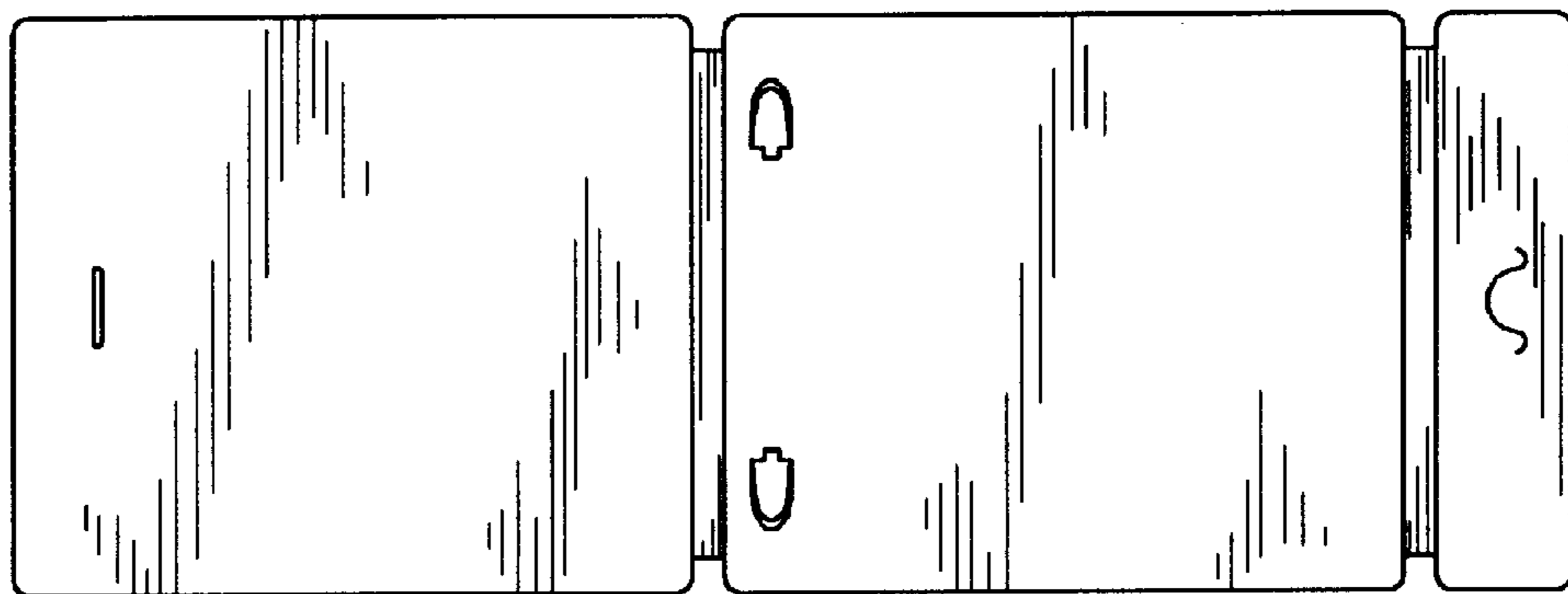


Fig.2

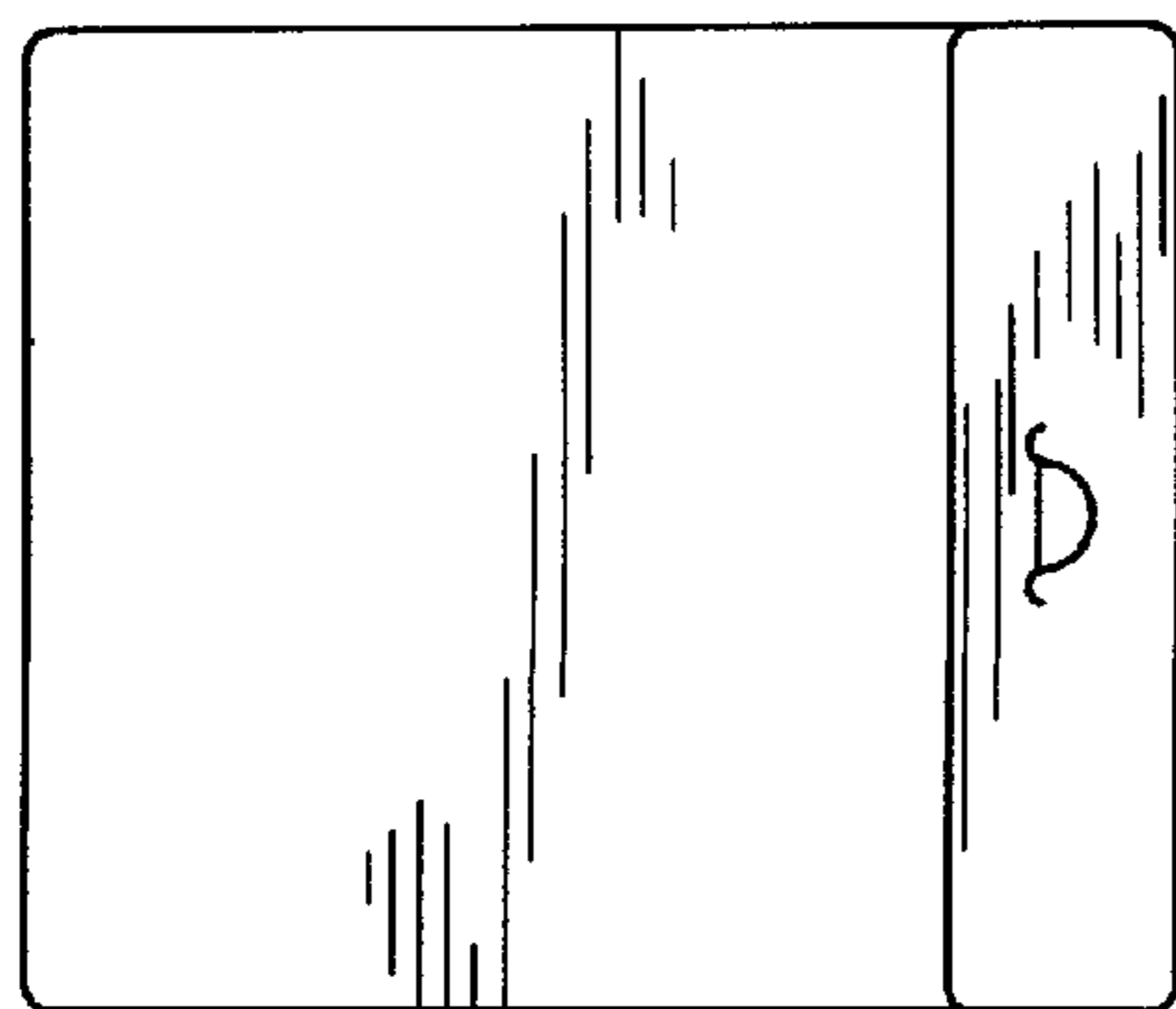


Fig.3

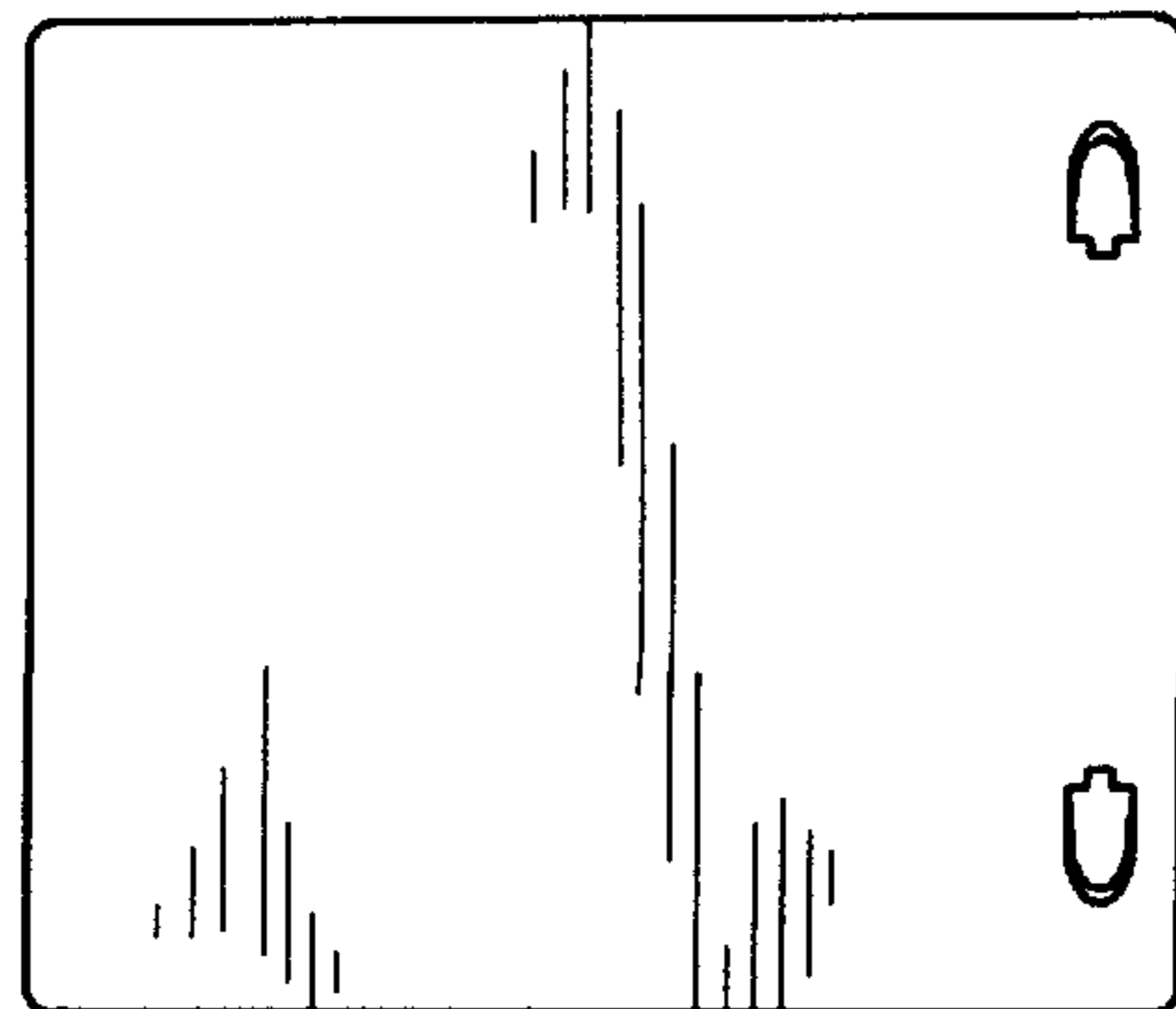


Fig.4