

1,031,821.

R. SCHWARZENBACH.  
CAMPER'S OUTFIT.  
APPLICATION FILED JUNE 12, 1911.

Patented July 9, 1912.  
2 SHEETS—SHEET 1.

Fig. 1.

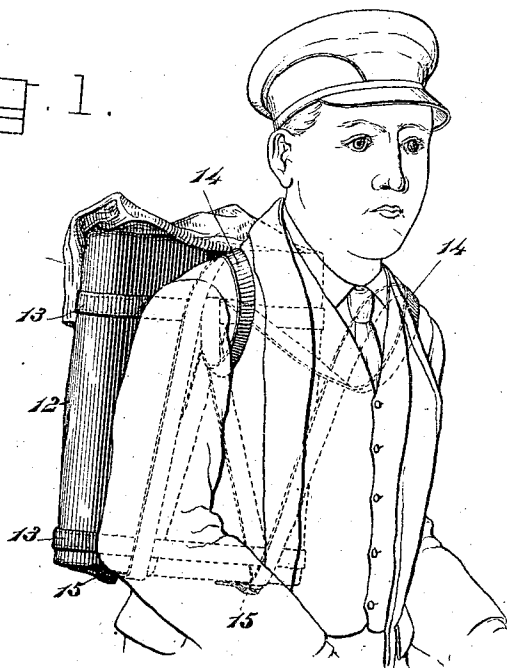
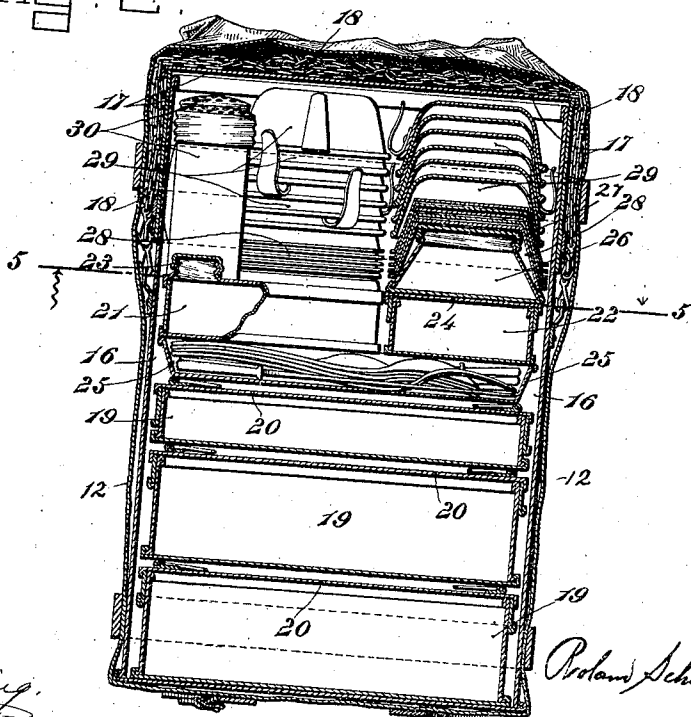


Fig. 2.



Witnesses:  
Harry King,  
W. Sweeney.

By

Calvin K. K.

Inventor:

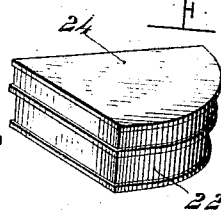
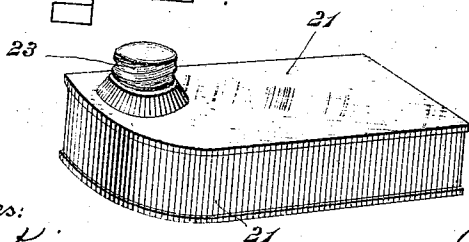
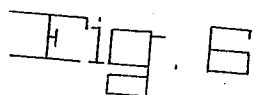
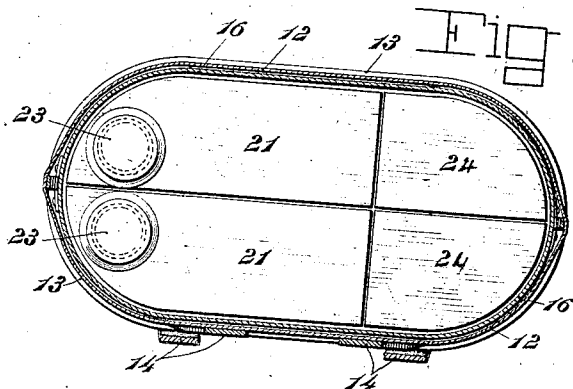
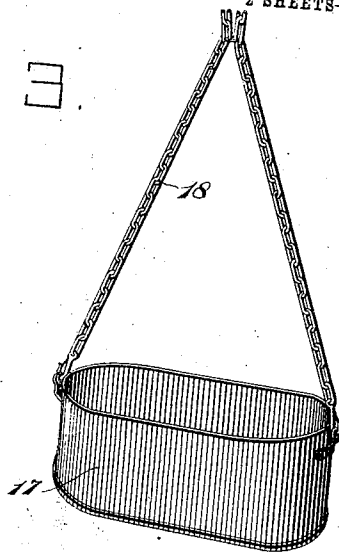
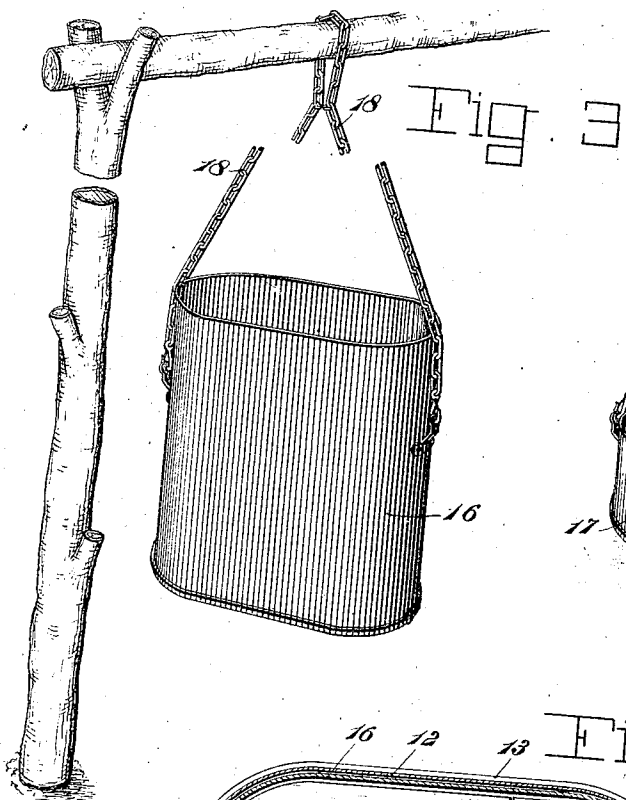
Roland Schwarzenbach

Attorneys

1,031,821.

Patented July 9, 1912.

2 SHEETS-SHEET 2.



Witnesses:  
Harry King.  
M. Sweeney.

Inventor:

Roland Schwarzenbach  
Calvert K. Allen  
Attorneys.

# UNITED STATES PATENT OFFICE.

ROLAND SCHWARZENBACH, OF HORNELL, NEW YORK.

## CAMPER'S OUTFIT.

1,031,821.

Specification of Letters Patent.

Patented July 9, 1912.

Application filed June 12, 1911. Serial No. 632,753.

*To all whom it may concern:*

Be it known that I, ROLAND SCHWARZENBACH, a citizen of the United States, residing at Hornell, in the county of Steuben and State of New York, have invented or discovered certain new and useful Improvements in Campers' Outfits, of which the following is a specification, reference being had therein to the accompanying drawings.

This invention relates to an outfit or kit for the use of campers, hunters and the like, and has for its objects to provide an outfit of this character which may be easily and quickly attached to the person who is to transport the same, which when so attached can be conveniently and comfortably carried, which is adapted to contain and preserve in suitable condition the provisions and supplies required by one or a party of persons, and which includes the necessary cooking and serving utensils for such person or persons. These and other objects of the invention, together with means whereby the same may be carried into effect, will best be understood from the following description of one form or embodiment thereof illustrated in the following drawings, in which—

Figure 1 is a perspective view illustrating the manner of carrying the outfit. Fig. 2 is a vertical section of the outfit. Figs. 3 and 4 are perspective views of the telescoping parts of the metal receptacle showing their manner of use as cooking vessels. Fig. 5 is a horizontal section of the receptacle on line 5—5, Fig. 2, looking down. Figs. 6 and 7 are perspective views of some of the smaller vessels which fit within the metal receptacle.

Referring to the drawings, 12 denotes a pack or jacket inclosing the outfit proper and by which the same is transported. Said jacket comprises a sack, preferably of canvas, having a closed bottom and an open top and bound by straps 13 stitched or riveted thereto. Secured to the straps 13 are pack or shoulder straps 14 which preferably pass beneath the jacket and are made adjustable in length, as by buckles 15. By passing the arms and shoulders through the pack straps 14 the outfit may be attached to the person and carried on the back after the manner of a knapsack.

16 denotes a receptacle of a suitable size to fit within the jacket 12, and 17 a removable cover therefor. Said receptacle and cover preferably comprise two telescoping

vessels adapted for use as cooking utensils, to which end, as shown, they are provided with chains 18 by which they may be suspended and used as pots for boiling water, coffee, etc., or for cooking meats and vegetables.

Within the receptacle or vessel 16 is a series of removable superposed vessels or compartments 19, herein shown as three in number, each provided with a removable cover 20. These vessels are for the purpose of containing meats, vegetables, or other goods and may be used as cooking utensils. The vessels 19 are herein shown as of different depths but are each of a size and shape to fill the chamber of the receptacle 16 transversely. In addition to the vessels 19 are other vessels 21 and 22 which are smaller than said vessels 19 so as to fill said chamber only partially, but which collectively or in connection with companion smaller vessels are of a size and shape to fill said chamber transversely with a packing fit. As shown the vessels 21 are provided with screw closures 23 and may be used to contain finely divided solids such as sugar or the like, or for liquids such as milk, etc.

The vessels 22 are shown as provided with removable covers 24 and are intended for tea, coffee, etc. Between the vessels 19 and the vessels 21 and 22, or elsewhere if convenient, there may be provided a platter or tray 25 raised edges of which provide a space in which may be carried knives, forks, spoons and the like. Above the vessels 19, 21, and 22 is one or more series of nested vessels which approximately complete the filling of the chamber of the receptacle 16 vertically beneath the cover 17 and thus afford a fair packing and transporting fit for the entire contents of the receptacle. These last named vessels preferably include one or more boxes or compartments 26 having screw or other removable closures 27 and adapted to contain butter, lard, etc., a suitable number of nested plates 28, and a suitable number of nested cups 29.

It will be observed that the telescopic arrangement of the vessels 16 and 17 provides for a slight variation in the capacity of the receptacle 16 so that additional small articles may be carried if desired. In the arrangement shown salt and pepper boxes 30 are arranged in the spaces between the two series of upper nested vessels. Furthermore the inclosing jacket 12 provides a

space above the cover 17 for the transportation of other articles or goods, such, for example, as a carving set, broiler, etc.

While the vessels constituting the receptacle will preferably be of oval form in cross section, as shown, it will be understood that they may be of rectangular or other shape in cross section without departing from the invention.

10 Having thus described my invention I claim and desire to secure by Letters Patent:

1. A camper's outfit comprising two cooking vessels fitting each other telescopically so as to provide an extensible and contractible receptacle, said cooking vessels being provided with suspending means, a flexible jacket inclosing said receptacle and which jacket is provided with carrying means for attaching the outfit to the person who is to transport the same, said receptacle being adapted to receive various goods-containing vessels and also to hold various culinary articles or vessels.

2. A camper's outfit comprising two cooking vessels fitting each other telescopically so as to provide an extensible and contractible receptacle, said cooking vessels being provided with suspending means, a flexible jacket inclosing said receptacle and which jacket is provided with carrying means for attaching the outfit to the person who is to transport the same, a series of goods-containing vessels fitted in said receptacle and

partially filling the same, and nested cups or vessels also within said receptacle.

3. A camper's outfit comprising a pair of telescoping metallic vessels provided with suspending means and constituting an extensible and contractible receptacle, a removable flexible jacket in which said receptacle is inclosed and which is provided with carrying means for attaching the outfit to the person who is to transport the same, a series of superposed goods-containing vessels fitted to said receptacle and some of which are of a size to fill the chamber of said receptacle transversely and others of which are of a smaller size so as to partially fill said chamber, but which, in connection with companion smaller vessels, fill said chamber transversely with a packing fit, and a series of nested vessels or cups superposed on the said goods-containing vessels in said receptacle, and thus approximately complete the filling of the chamber of the receptacle vertically to afford, in connection with said telescoping vessels, a fair packing and transporting fit for the entire contents of the receptacle.

In testimony whereof I affix my signature, in presence of two witnesses.

ROLAND SCHWARZENBACH

Witnesses:

H. C. CHILDS,

CLYDE V. RATHBUN.

Copies of this patent may be obtained for five cents each, by addressing the "Commissioner of Patents, Washington, D. C."