US00D843658S

(12) United States Design Patent

Kong

(10) Patent No.: US D843,658 S
(45) Date of Patent: ** Mar. 19, 2019

(54) **RAZOR HANDLE**

(71) Applicant: **Dorco Co., Ltd.**, Seoul (KR)

(72) Inventor: **Nam-Yoon Kong**, Seoul (KR)

(73) Assignee: **Dorco Co., Ltd.**, Seoul (KR)

(**) Term: **15 Years**

(21) Appl. No.: **29/603,376**

(22) Filed: **May 9, 2017**

(30) **Foreign Application Priority Data**

Nov. 9, 2016 (KR) 30-2016-0053699

(51) **LOC (11) Cl.** **28-03**

(52) **U.S. Cl.**
USPC **D28/48**

(58) **Field of Classification Search**
USPC D28/46–48
CPC B26B 21/52–21/528; B26B 21/14–21/38; B26B 21/08; B26B 21/00
See application file for complete search history.

(56) **References Cited**

U.S. PATENT DOCUMENTS

D575,903 S * 8/2008 Wakayama D28/48
D635,718 S * 4/2011 White, Jr. D28/48
D638,580 S * 5/2011 Adams D28/46
D664,714 S * 7/2012 Christie D28/48
D710,542 S * 8/2014 Eagleton D28/48
D750,324 S * 2/2016 Bae D28/48
D768,929 S * 10/2016 Go D28/48
D789,609 S * 6/2017 Kong D28/48
D802,212 S * 11/2017 Bae D28/48
D806,951 S * 1/2018 Micinilio D28/46
D808,590 S * 1/2018 Christofidellis D28/48

* cited by examiner

Primary Examiner — Jennifer Rivard
(74) *Attorney, Agent, or Firm* — Perkins Coie LLP

(57) **CLAIM**

The ornamental design for a razor handle, as shown and described.

DESCRIPTION

FIG. **1** is a top perspective view of a razor handle design;
FIG. **2** is a front side view of the razor handle design;
FIG. **3** is a rear side view of the razor handle design;
FIG. **4** is a first side view of the razor handle design;
FIG. **5** is a second side view of the razor handle design;
FIG. **6** is a top plan view of the razor handle design;
FIG. **7** is a bottom plan view of the razor handle design; and,
FIG. **8** is a bottom perspective view of the razor handle design.

The ornamental design of a razor handle is shown in FIGS. **1** through **8**.

The broken lines illustrate portions of the razor cartridge and form no part of the claimed design.

1 Claim, 5 Drawing Sheets

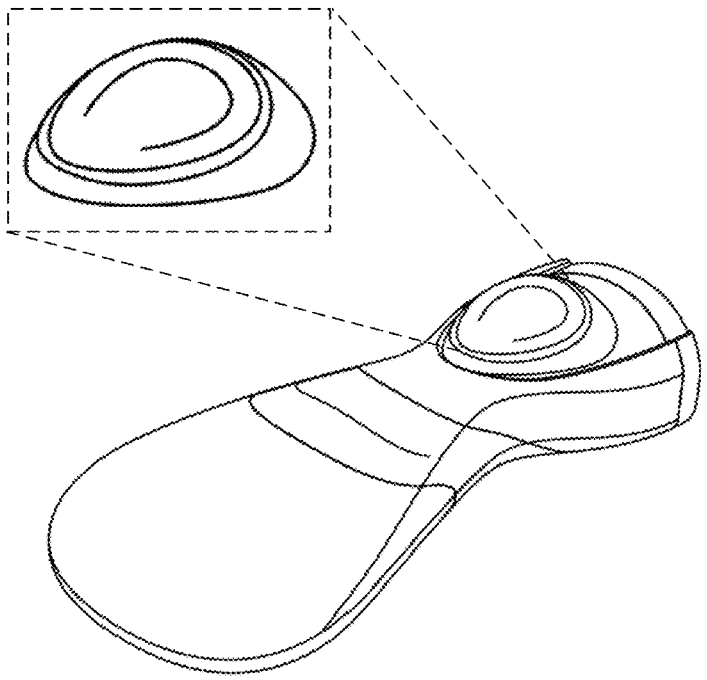

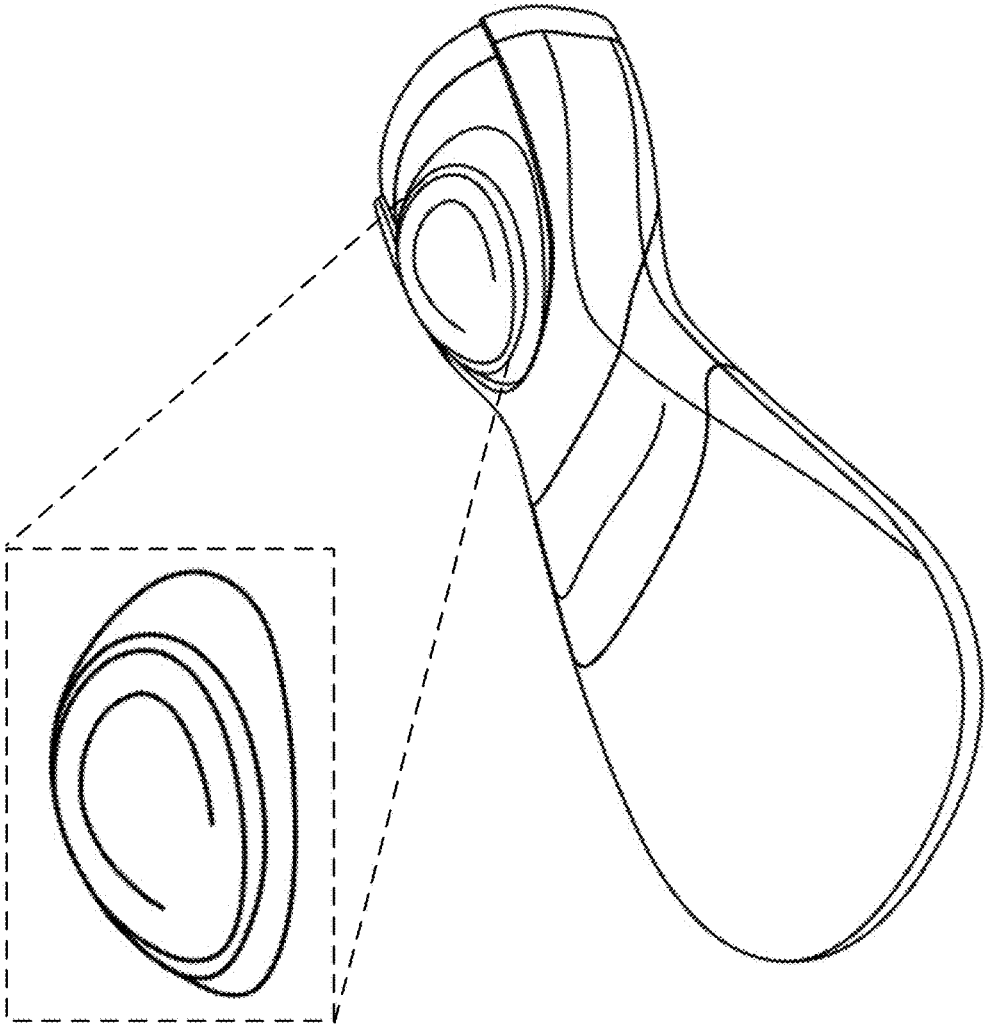

FIG. 1

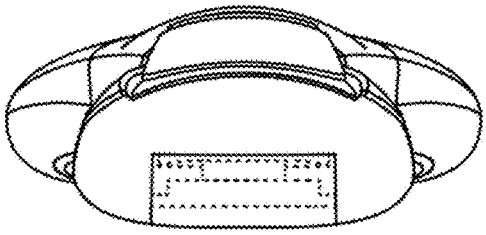

FIG. 2

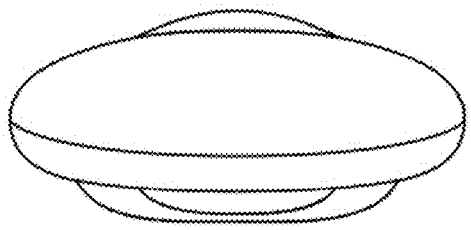

FIG. 3



FIG. 4



FIG. 5

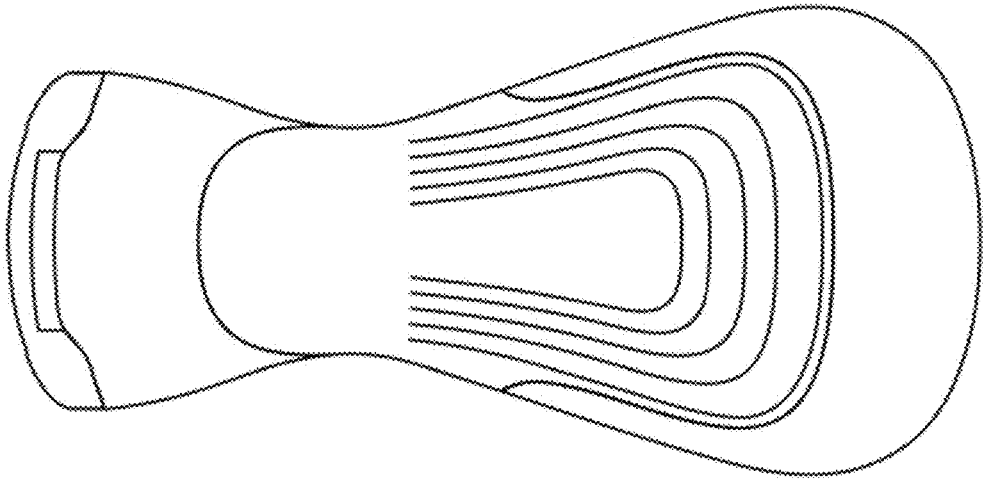

FIG. 7

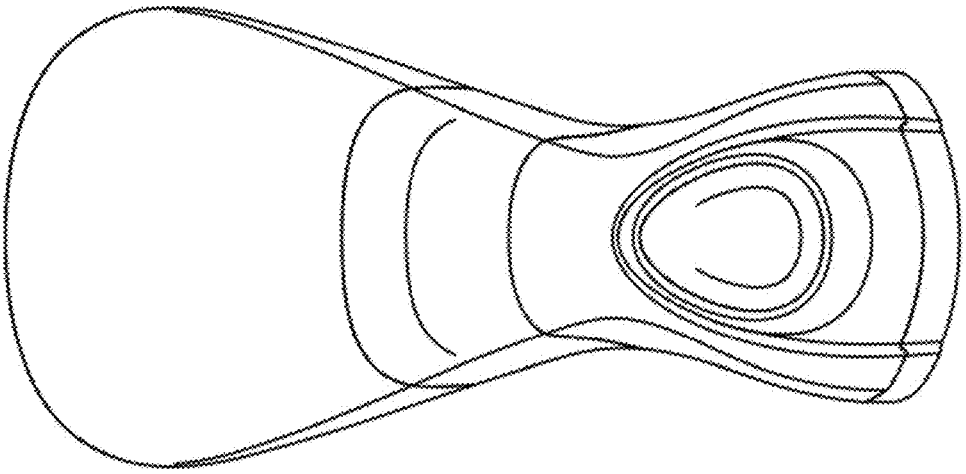

FIG. 6

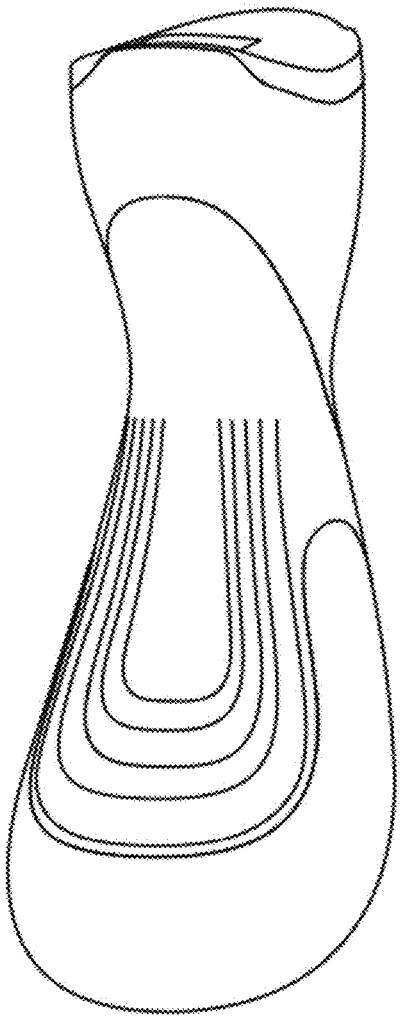

FIG. 8