C. T. WORTH.

SCRAPER FOR CRUMB BRUSHES.

APPLICATION FILED OCT. 28, 1914.

1,221,261. Patented Apr. 3, 1917.

Fig. 1.

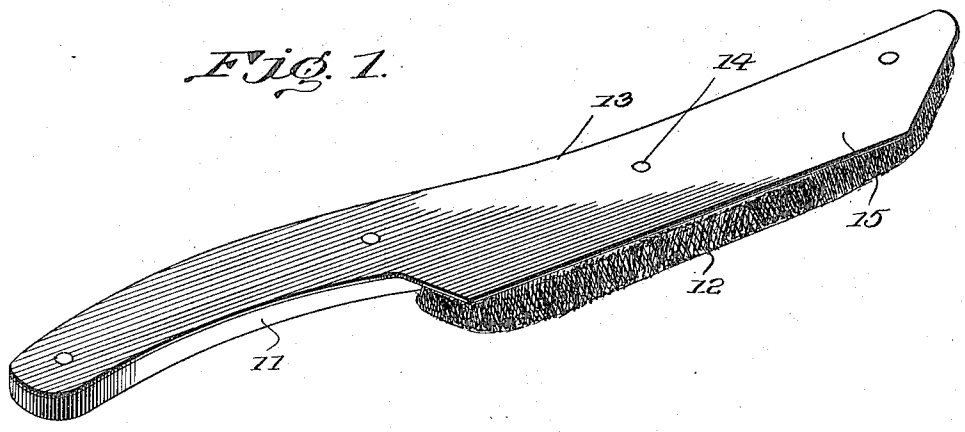


Fig. 2.

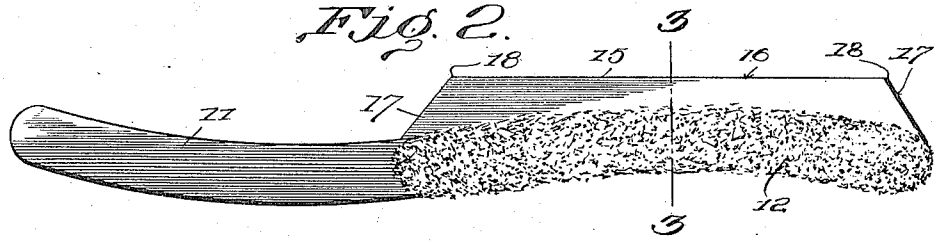


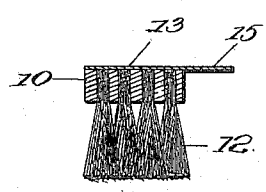


Fig. 3.

Inventor

C. T. Worth

Witnesses

Geo Imirie

J. H. Johnston

By

[illegible]

Attorney

THE NORRIS PETERS CO., PHOTO-LITHO., WASHINGTON, D. C.

# UNITED STATES PATENT OFFICE.

CAROLYN T. WORTH, OF BABYLON, NEW YORK.

## SCRAPER FOR CRUMB-BRUSHES.

1,221,261. Specification of Letters Patent. Patented Apr. 3, 1917.

Application filed October 28, 1914. Serial No. 869,086.

*To all whom it may concern:*

Be it known that I, CAROLYN T. WORTH, a citizen of the United States, residing at Babylon, in the county of Suffolk and State of New York, have invented certain new and useful Improvements in Scrapers for Crumb-Brushes, of which the following is a specification.

This invention contemplates an improved scraper for crumb brushes and has as its primary object to provide a device of this character which will be inexpensive in construction, attractive in appearance, and efficient in use.

The invention has as a further object to provide a scraper which will form a cover or cap plate for the back of the crumb brush and adapted to protect the inner ends of the bristles of the brush to exclude moisture therefrom.

A further object of the invention in this connection is to provide a device of this character wherein the scraper will provide a protection for the back of the entire brush as well as the handle thereof, and will be disposed to reinforce the connection between the handle and the body portion of the brush as well as to reinforce the handle itself, to thus form a rigid structure.

And the invention has as a still further object to provide in a device of this character, a scraper having a straight and uninterrupted scraping edge and which is so formed as to provide scraping points or corners.

With these and other objects in view, my invention will be more fully described illustrated in the accompanying drawings and then specifically pointed out in the claims which are attached to and form a part of this application.

In the accompanying drawing:—

Figure 1 is a detail perspective view of my improved combined brush and scraper,

Fig. 2 is a bottom plan view thereof, and

Fig. 3 is a sectional view taken on the line 3—3 of Fig. 2.

Corresponding and like parts are referred to in the following description and indicated in all the views of the drawing by the same reference characters.

Referring more particularly to the drawing, my improved brush includes the back or body 10 which is preferably longitudinally curved and upon which is integrally formed a handle 11, the handle being also curved longitudinally reversely to the curvature of the body of the brush.

The body of the brush including the handle may be formed of wood or any other suitable material and seated within suitable apertures or sockets formed within the body 10, are bristles 12. It will be observed that the handle 11 and the body of the brush are formed from a single length of material, the handle being of a width equal to that of the body of the brush and while I have illustrated this construction, still, it is to be understood that I do not wish to be limited to the exact structure shown, since various changes may be made in the body of the brush as well as in the handle tending to produce a more attractive article without departing from the spirit of the present invention.

Mounted upon the upper face of the body 10 and extending to cover the handle 11 is a plate 13, which is preferably connected with the brush by suitable fastening devices 14. The plate 13 is preferably formed of suitable sheet metal and is of such construction as to conform to the contour of the body of the brush upon its rear edge, as does also the portion of the plate extending to cover the handle 11, the portion of the said plate lying over the handle being of equal width therewith.

The plate 13 is of a length equal to that of the brush and at its forward end, is rounded to conform to the adjacent curved terminal of the body of the brush. Upon one side and co-extensive with the bristles 12, the plate 13 is extended to provide a laterally projecting scraper 15, presenting a straight and uninterrupted longitudinally extending scraping edge 16. At its extremities, the scraper 15 is cut away to provide inclined edges 17, which, at their intersection with the scraping edge 16, provide scraping points or corners 18.

The scraper 16 may be of any suitable width and it will be observed that in use, by reversing the brush, the scraping edge 16 may be readily brought into position to remove crumbs from a table-cloth. Particular attention is also directed to the fact that the angularly disposed edges of the scraper provide scraping points or corners at their intersection and at each end of the scraper, disposed to readily remove any food which may have solidified upon the cloth, the scrap-

ing points 18 being disposed to be brought into direct contact with a particular restricted area.

In a very expensive type of brush, the plate 13 may be formed of sterling silver or other similar metal such as will lend an attractive appearance to the brush and in such instance, the body of the brush will, of course, be of a character to accord therewith.

Particular attention is now directed to the fact that the plate 13 covers the entire upper face of the body of the brush as well as the handle thereof and will form an effective protection therefor such as will prevent the body of the brush proper from becoming scarred as well as to minimize the possibility of breakage. It will also be observed that the plate 13 forms a covering for the body of the brush disposed to overlie and provide a cap plate for the sockets receiving the bristles, such as will prevent moisture from gaining entrance to the said bristles at their inner ends to cause their ultimate disengagement from the body of the brush.

In brush constructions of the type similar to that which I have illustrated, a strip of veneer is usually mounted upon the back of the body of the brush to close the adjacent ends of the seats for the bristles, but said strip of veneer very often cracks off or becomes mutilated to consequently expose the inner ends of the bristles and allowing moisture to gain access thereto. In the construction which I provide it will be observed that the necessity of the use of such a strip of veneer is dispensed with while the plate 13 will provide a durable and effective closure for the bristle seats such as will, in use, effectually protect the inner ends of the bristles.

Attention is now also directed to the fact that the plate 13 will provide a positive and rigid reinforcement for the handle at the point of its connection with the body of the brush so that the liability of the handle becoming broken off from the body will be reduced to a minimum while the said plate will also provide an effective reinforcement for the handle itself, so that while the handle will be firmly connected to the body of the brush it will also be reinforced throughout its entire length by the plate 13 and the possibility of its being broken intermediate its length will be greatly negatived.

It will therefore be seen that I provide a very simple and efficient construction for the purpose set forth wherein the scraper will form a reinforcement for the body of the brush as well as the handle thereof and will further provide a protection for the bristles of the brush at their inner ends. It will further be seen that the scraper is so formed as to present an uninterrupted and straight scraping edge and will also provide scraping points at the extremities of said edge disposed to be brought into contact with a particularly restricted area.

Having thus described my invention, what I claim and desire to secure by Letters Patent is:—

1. A scraper for attachment to crumb brushes of the type having a handle and provided with bristles arranged in concavo-convex form, said scraper comprising a flat plate adapted to be rigidly secured to and entirely cover the upper surface of the body of the brush and handle, one longitudinal edge of the plate being concave to conform to the concave side of the brush bristles and the opposite longitudinal edge of the plate at said brush bristles being extended laterally in a straight line beyond the convex side of the bristles to provide a straight longitudinally disposed scraping edge, the opposite ends of the laterally extended portion of the plate converging in the direction of and intersecting said scraping edge.

2. A scraper for attachment to crumb brushes of the type having a handle and provided with bristles arranged in concavo-convex form, said scraper comprising a flat metallic plate adapted to be rigidly secured to the upper surface of the body of the brush and said handle and having one longitudinal edge thereof concave to conform to the concave side of the brush bristles and its opposite longitudinal edge extended laterally in a straight line beyond the convex side of the bristles to form a straight longitudinally disposed scraping edge, the opposite ends of the laterally extended portion of the plate converging on straight lines in the direction of and intersecting said scraping edge, the end of the body of the plate at the head of the brush being curved and gradually merged into the adjacent converging end of the extended portion of said plate.

In testimony whereof I affix my signature in presence of two witnesses.

CAROLYN T. WORTH. [L. S.]

Witnesses:

JOSEPH A. DOUGLAS,

ROYAL C. DULITTLE.

**Copies of this patent may be obtained for five cents each, by addressing the "Commissioner of Patents, Washington, D. C."**