



US00D800712S

(12) **United States Design Patent**
Lai et al.

(10) **Patent No.:** **US D800,712 S**
(45) **Date of Patent:** **** Oct. 24, 2017**

(54) **CASE FOR MOBILE COMMUNICATIONS DEVICE**

D704,182 S * 5/2014 Smith D14/250
D706,754 S * 6/2014 Goradesky D14/250
D709,059 S * 7/2014 Kim D14/250
D709,061 S * 7/2014 Borra D14/250

(Continued)

(71) Applicant: **CATALYST LIFESTYLE LIMITED,**
North Point (CN)

(72) Inventors: **June Lai,** Hong Kong (CN); **Joshua Wright,** Hong Kong (CN)

(73) Assignee: **CATALYST LIFESTYLE LIMITED,**
North Point, Hong Kong (CN)

(**) Term: **14 Years**

(21) Appl. No.: **29/501,591**

(22) Filed: **Sep. 5, 2014**

(51) **LOC (10) Cl.** **14-03**

(52) **U.S. Cl.**

USPC **D14/250**

(58) **Field of Classification Search**

USPC D14/238.1, 440, 203.3–203.7, 217, 240,
D14/248, 251–253, 447, 496, 250;
D3/201, 218, 247, 269, 273, 301, 303;
D13/103, 107–108, 119

CPC H04B 1/3888; H04M 1/0283; H04M
1/0202; A45C 1/06; A45C 11/00; A45C
13/02; A45C 2011/002; A45F 2005/026;
A45F 2200/0525; A45F 2200/0516

See application file for complete search history.

(56) **References Cited**

U.S. PATENT DOCUMENTS

D613,282 S * 4/2010 Richardson D14/250
D615,535 S * 5/2010 Richardson D14/250
D628,994 S * 12/2010 Griffin, Jr. D14/250
D681,619 S * 5/2013 Smith D14/250
D691,124 S * 10/2013 Yang D14/250
D694,227 S * 11/2013 Rayner D14/250
D696,234 S 12/2013 Wright
D697,504 S * 1/2014 Yang D14/250
D703,652 S * 4/2014 Melanson D14/250

OTHER PUBLICATIONS

Catalyst Waterproof iPhone 6 Case Review, posted on May 16, 2015, URL:<<http://www.tweaktown.com/reviews/7146/catalyst-waterproof-iphone-6-case-review/index.html>>, retrieved from internet on Aug. 7, 2016.*

Primary Examiner — Carla Jobe Wright

(74) *Attorney, Agent, or Firm* — Dinsmore & Shohl LLP

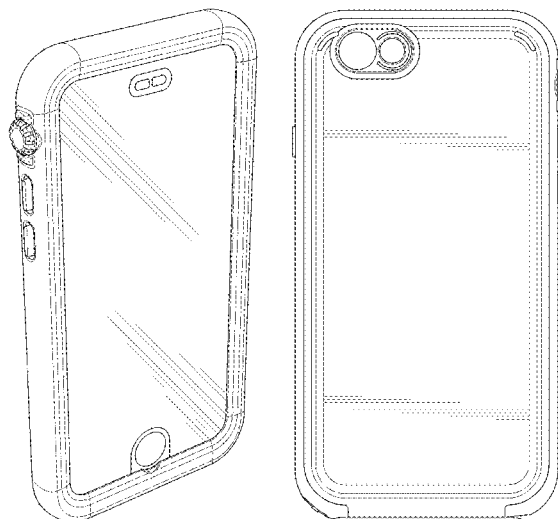
(57) **CLAIM**

The ornamental design for a case for mobile communications device, as shown and described.

DESCRIPTION

FIG. 1 is front, top and left-side perspective view of a case for mobile communications device showing our new design; FIG. 2 is a front, bottom and right-side perspective view of the case for mobile communications device of FIG. 1; FIG. 3 is a rear, top and right-side perspective view of the case for mobile communications device of FIG. 1; FIG. 4 is a top plan view of the case for mobile communications device of FIG. 1; FIG. 5 is a rear elevation view of the case for mobile communications device of FIG. 1; FIG. 6 is a right-side view of the case for mobile communications device of FIG. 1; FIG. 7 is a front elevation view of the case for mobile communications device of FIG. 1; FIG. 8 is a left-side view of the case for mobile communications device of FIG. 1; and, FIG. 9 is a bottom plan view of the case for mobile communications device of FIG. 1.

1 Claim, 7 Drawing Sheets



(56)

References Cited

U.S. PATENT DOCUMENTS

D714,769	S *	10/2014	Rayner	D14/250
D722,312	S *	2/2015	Tages	D14/250
D739,394	S *	9/2015	Rayner	D14/250
D741,844	S *	10/2015	Rayner	D14/250
D746,805	S *	1/2016	Kim	D14/250
D748,612	S *	2/2016	Chan	D14/250
D753,099	S *	4/2016	Kim	D14/250
D756,340	S *	5/2016	Babichenko	D14/250
D759,641	S *	6/2016	Lai	D14/250
D761,774	S *	7/2016	Liang	D14/250
2012/0018323	A1 *	1/2012	Johnson	H04B 1/3888 206/320
2012/0118773	A1 *	5/2012	Rayner	G06F 1/1626 206/320
2015/0189963	A1 *	7/2015	Lai	A45C 13/008 224/191

* cited by examiner

FIG. 1




FIG. 2

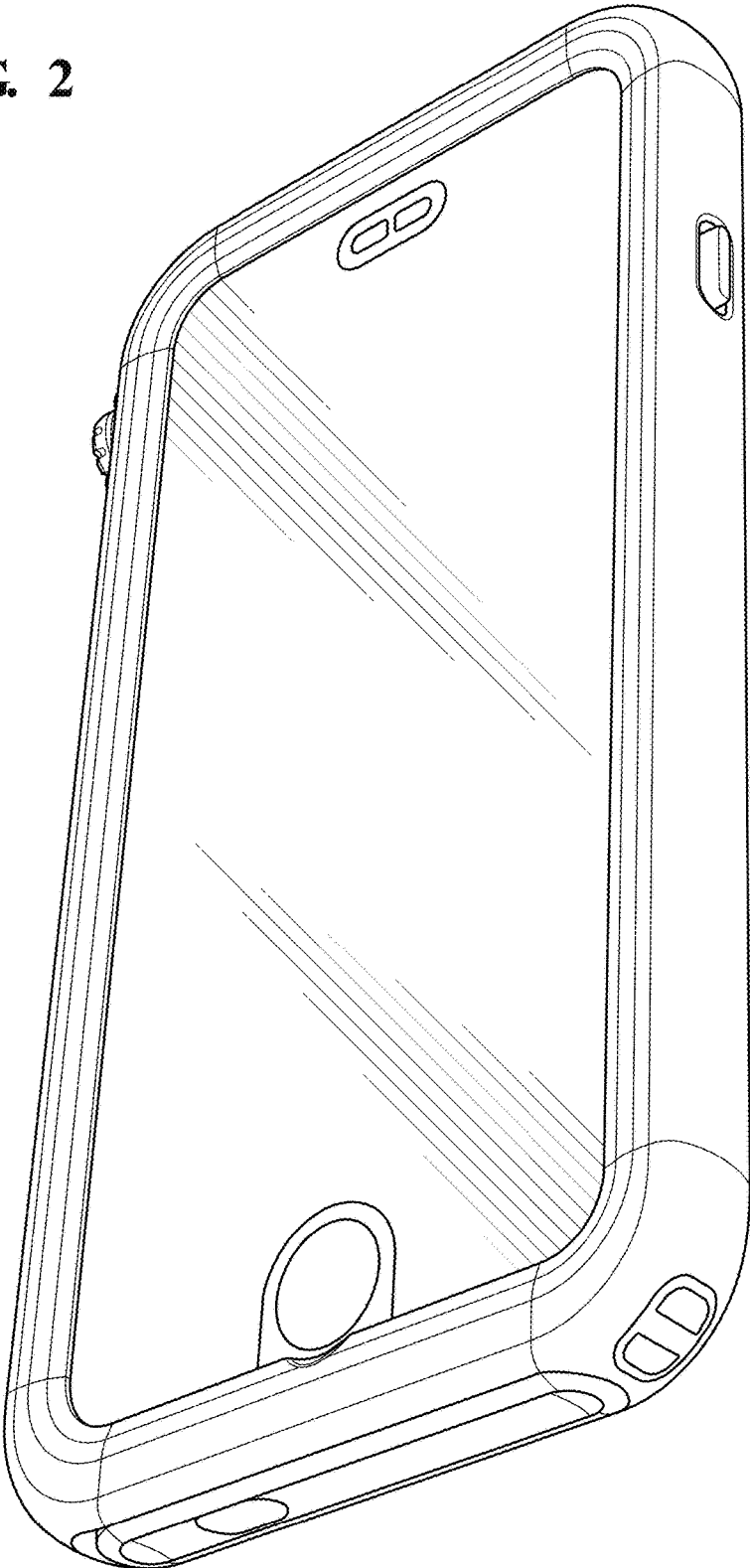


FIG. 3






FIG. 4




FIG. 9

FIG. 5




FIG. 6




FIG. 8



FIG. 7

