



US00D665731S

(12) **United States Design Patent**  
**Conger**

(10) **Patent No.:** **US D665,731 S**

(45) **Date of Patent:** **\*\* Aug. 21, 2012**

- (54) **SOLAR ARRAY**
- (75) Inventor: **Steven J. Conger**, Carbondale, CO (US)
- (73) Assignee: **P4P Holdings LLC**, Carbondale, CO (US)
- (\*\*) Term: **14 Years**
- (21) Appl. No.: **29/376,719**
- (22) Filed: **Oct. 11, 2010**

4,245,616 A *	1/1981	Wyland .....	126/579
4,245,895 A	1/1981	Wildenrotter	
4,269,173 A	5/1981	Krueger et al.	
D260,679 S	9/1981	Mayerovitch	
4,380,996 A	4/1983	Mengeringhausen	
4,386,600 A	6/1983	Eggert, Jr.	
4,415,759 A	11/1983	Copeland et al.	
4,429,178 A	1/1984	Prideaux et al.	
4,449,347 A	5/1984	Rooney	
4,457,035 A	7/1984	Habegger et al.	

(Continued)

**FOREIGN PATENT DOCUMENTS**

CA 2397850 2/2004

(Continued)

**Related U.S. Application Data**

- (60) Division of application No. 29/345,216, filed on Oct. 12, 2009, now Pat. No. Des. 625,250, which is a division of application No. 29/318,238, filed on May 15, 2008, now Pat. No. Des. 605,585, which is a continuation-in-part of application No. 11/856,521, filed on Sep. 17, 2007, now Pat. No. 7,687,706, which is a continuation of application No. 10/606,204, filed on Jun. 25, 2003, now Pat. No. 7,285,719.

- (51) **LOC (9) Cl.** ..... **13-02**
- (52) **U.S. Cl.** ..... **D13/102**
- (58) **Field of Classification Search** ..... D13/102, D13/101, 184, 199; 52/82, 83, 173.3; 126/623, 126/624; 136/206, 244-252, 256, 291, 292; 248/49; 359/848

See application file for complete search history.

**OTHER PUBLICATIONS**

Official Action for Australia Patent Application No. 2009246194, dated Aug. 22, 2011 2 pages.

(Continued)

*Primary Examiner* — Derrick Holland  
(74) *Attorney, Agent, or Firm* — Sheridan Ross P.C.

**CLAIM**

(57) The ornamental design for a solar array, as shown and described.

**DESCRIPTION**

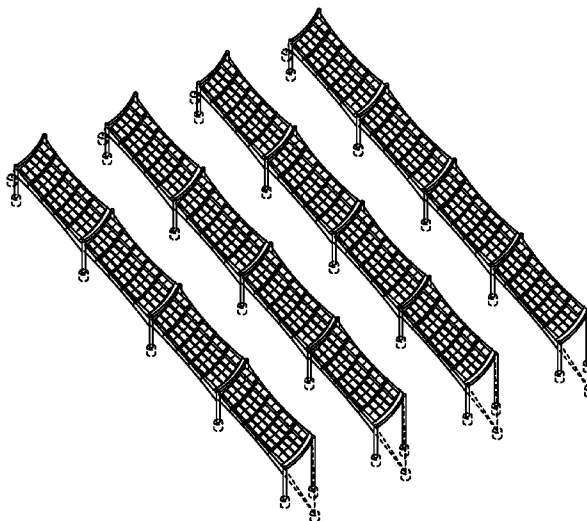
FIG. 1 is a perspective view of a solar array showing my new design;  
FIG. 2 another perspective view from the top thereof;  
FIG. 3 is a top plan view thereof;  
FIG. 4 is a front elevation view thereof;  
FIG. 5 is a left side elevation view thereof;  
FIG. 6 is a right side elevation view thereof; and,  
FIG. 7 is a rear elevation view thereof.  
The broken lines shown represent unclaimed subject matter and form no part of the claimed design.

**1 Claim, 4 Drawing Sheets**

(56) **References Cited**

**U.S. PATENT DOCUMENTS**

3,449,874 A	6/1969	Beaupre'
3,704,560 A	12/1972	Ratliff, Jr.
3,750,349 A	8/1973	Deike
4,025,786 A	5/1977	Hamilton
4,063,963 A	12/1977	Bond, Jr.
4,071,017 A	1/1978	Russell, Jr. et al.
4,119,863 A	10/1978	Kelly
4,122,675 A	10/1978	Polyak
4,186,720 A	2/1980	Schmauder et al.
4,216,762 A	8/1980	Klaila



U.S. PATENT DOCUMENTS

4,487,989	A	12/1984	Wakefield et al.
4,574,535	A	3/1986	Pabsch
4,587,951	A	5/1986	Townsend
4,602,613	A	7/1986	Barr
D285,829	S	9/1986	Lock
4,656,996	A	4/1987	Aharon
4,832,001	A	5/1989	Baer
4,835,918	A	6/1989	Dippel
D303,244	S	9/1989	Hanak
D311,722	S	10/1990	Cheng
5,058,565	A	10/1991	Gee et al.
5,069,540	A	12/1991	Gonder
5,125,608	A	6/1992	McMaster et al.
5,176,758	A	1/1993	Nath et al.
5,212,916	A	5/1993	Dippel et al.
5,236,378	A	8/1993	Newman
5,347,402	A	9/1994	Arbogast
D353,129	S	12/1994	Ricaud et al.
5,478,407	A	12/1995	Dorison et al.
5,524,401	A	6/1996	Ishikawa et al.
D380,191	S	6/1997	White
5,769,068	A	6/1998	Takahashi
D408,554	S	4/1999	Dinwoodie
5,937,849	A	8/1999	Myles, III et al.
5,961,099	A	10/1999	Thommen, Jr.
D425,013	S	5/2000	Lai
6,091,016	A	7/2000	Kester
6,105,316	A	8/2000	Bottger et al.
D442,139	S	5/2001	Sasaoka
RE37,498	E	1/2002	Thomas
6,397,869	B1	6/2002	Jennings
6,443,145	B1	9/2002	Buron et al.
D469,399	S	1/2003	Shugar
6,563,040	B2	5/2003	Hayden et al.
D475,320	S	6/2003	Hensley et al.
6,930,237	B2*	8/2005	Mattiuzzo ..... 136/251
D511,576	S	11/2005	Shingleton et al.
7,285,719	B2	10/2007	Conger
D560,605	S	1/2008	McClintock et al.
D560,606	S	1/2008	McClintock et al.
7,325,543	B2	2/2008	Momii et al.
7,557,292	B2	7/2009	Shingleton et al.
D605,585	S	12/2009	Conger
7,687,706	B2	3/2010	Conger
D625,250	S	10/2010	Conger
7,847,185	B2	12/2010	Schwarze
7,866,035	B2	1/2011	Cummings et al.
D633,033	S	2/2011	Conger
D648,269	S	11/2011	Conger
D649,112	S	11/2011	Conger
D655,672	S	3/2012	Conger
2005/0141153	A1	6/2005	Mucci et al.
2008/0047546	A1	2/2008	Cummings
2008/0057776	A1	3/2008	Cummings
2008/0168981	A1	7/2008	Cummings et al.
2008/0283112	A1	11/2008	Conger
2008/0283113	A1	11/2008	Conger
2009/0038672	A1	2/2009	Conger
2009/0184223	A1	7/2009	Schwarze et al.
2009/0200808	A1	8/2009	Parmley
2009/0211625	A1	8/2009	Schwarze
2009/0244890	A1	10/2009	Pelken et al.
2010/0000516	A1	1/2010	Conger
2010/0038507	A1	2/2010	Schwarze et al.
2010/0051083	A1	3/2010	Boyk
2010/0089433	A1	4/2010	Conger et al.
2010/0095609	A1	4/2010	Kim
2010/0133396	A1	6/2010	Conger et al.
2010/0183443	A1	7/2010	Thorne
2010/0212654	A1	8/2010	Trevijano
2010/0251618	A1	10/2010	Nishikawa et al.
2010/0314509	A1	12/2010	Conger
2011/0089698	A1	4/2011	Ahmadi
2011/0113705	A1	5/2011	Raczkowski

2011/0197418	A1	8/2011	Overturf et al.
2011/0221203	A1	9/2011	Miller
2011/0277809	A1	11/2011	Dalland et al.

FOREIGN PATENT DOCUMENTS

DE	3504133	8/1986
DE	3643487	6/1988
DE	4038646	6/1992
DE	10050021	4/2001
DE	10116783	10/2002
EP	0373234	6/1990
JP	10-266499	10/1998
JP	2004-71805	9/2005
WO	WO 2005/085633	9/2005
WO	WO 2008/141813	11/2008
WO	WO 2009/065377	5/2009

OTHER PUBLICATIONS

“Coolearth technology” coolearth, available at <http://www.coolearthsolar.com/technology>, date unknown, p. 1-2.

“Sharp Provides Solar Panels for Winery’s “Floatovoltaic” Solar Array”, available at <http://solarbuss.com/News/NewsNAPR1099.htm>, dated May 29, 2008 (accessed Jun. 23, 2008), pp. 1-2.

Foster + Partners “Hearst Headquarters”, available at <http://www.fosterandpartners.com/Projects/1124/Default.aspx>, printed Aug. 5, 2008, 11 pages.

Baumgartner et al. “Solar Wings A New Lightweight PV Tracking System”, 23re Eu PVSEC, Valencia, Sep. 4, 2008, invited talk 4DO. 9.5.

Solyndra web pages available at <http://www.solyndra.com>, printed May 11, 2009, 7 pages.

“Single Axis SunPower T20 Trackers”, date unknown, 5 pages.

Solon Hilber—Malaga/Spain, available at <http://www.solonhilber.at>, translated by Google translate, available as early as Sep. 21, 2007, printed Mar. 23, 2010, 7 pages.

Definition of “column,” <http://www.thefreedictionary.com/p/column>, printed Dec. 14, 2010, 4 pages.

Difference between shear connection and moment connections, [http://wiki.answers.com/Q/Difference\\_between\\_shear\\_connection\\_and\\_moment\\_connections](http://wiki.answers.com/Q/Difference_between_shear_connection_and_moment_connections), printed Dec. 14, 2010, 1 page.

Definition of “moment connection,” <http://mbmisteelbuildings.com/metal-building-terms#m>, printed Dec. 19, 2010, 1 page.

Definition of “moment,” <http://www.thefreedictionary.com/p/moment>, printed Dec. 19, 2010, 4 pages.

Examination Report for European Patent Application No. 04759693. 7-1528, dated Apr. 27, 2007.

International Search Report for International (PCT) Patent Application No. PCT/US2004/008509, dated Oct. 22, 2004.

Written Opinion for International (PCT) Patent Application No. PCT/US2004/008509, dated Oct. 21, 2004.

International Preliminary Report on Patentability for International (PCT) Patent Application No. PCT/US2004/008509, dated Oct. 14, 2005.

Examiner’s First Report for Australian Patent Application No. 2004231646, dated Jul. 23, 2008.

International Search Report for International (PCT) Patent Application No. PCT/US08/71414, dated Sep. 26, 2008.

Written Opinion for International (PCT) Patent Application No. PCT/US08/71414, dated Sep. 26, 2008.

International Search Report for International (PCT) Patent Application No. PCT/US09/44060, mailed Jun. 24, 2009.

Written Opinion for International (PCT) Patent Application No. PCT/US09/44060, mailed Jun. 24, 2009.

International Preliminary Report on Patentability for International (PCT) Patent Application No. PCT/US2008/071414, mailed Nov. 25, 2010.

International Preliminary Report On Patentability for International (PCT) Patent Application No. PCT/US2009/044060, mailed Nov. 25, 2010.

\* cited by examiner

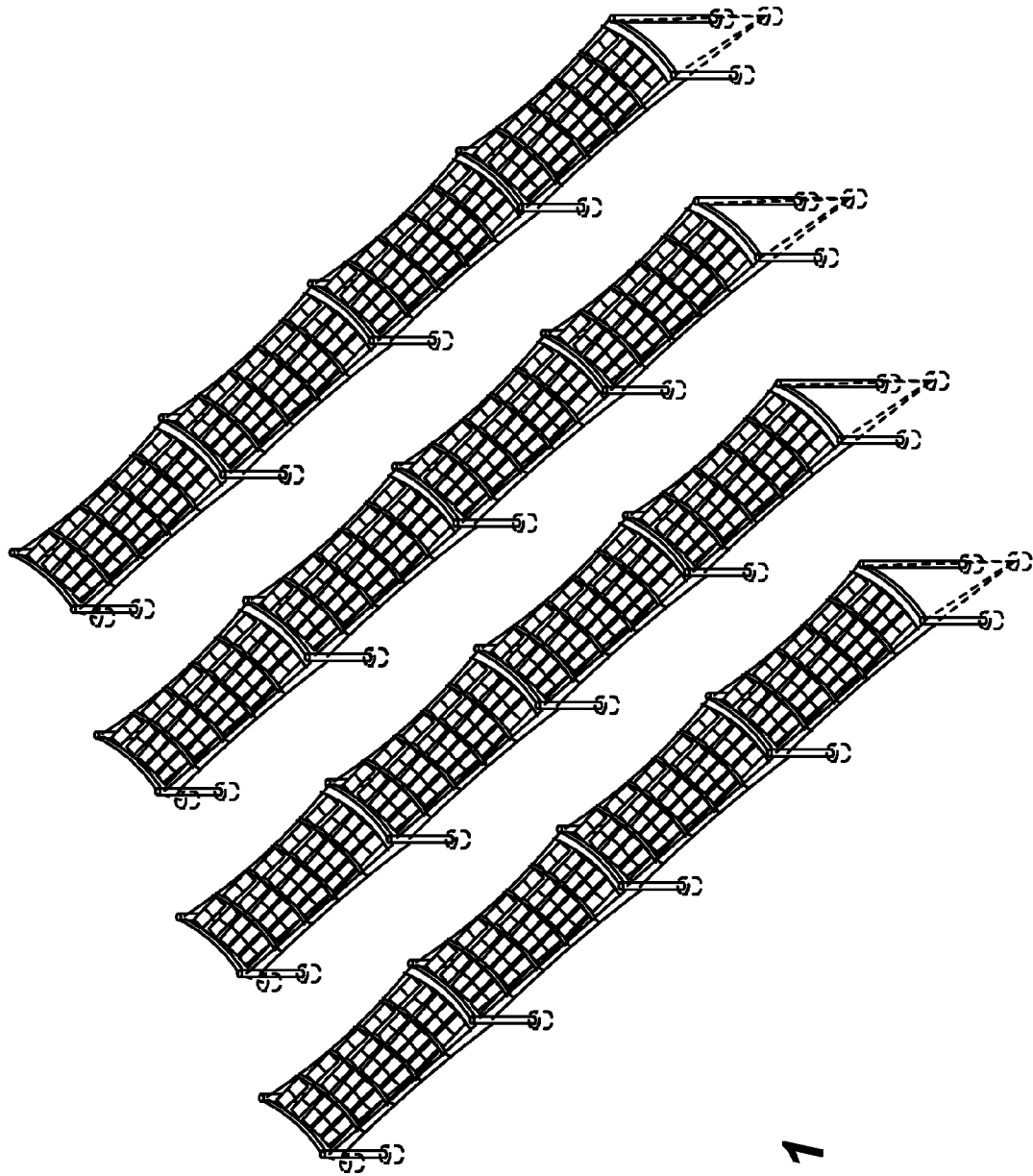
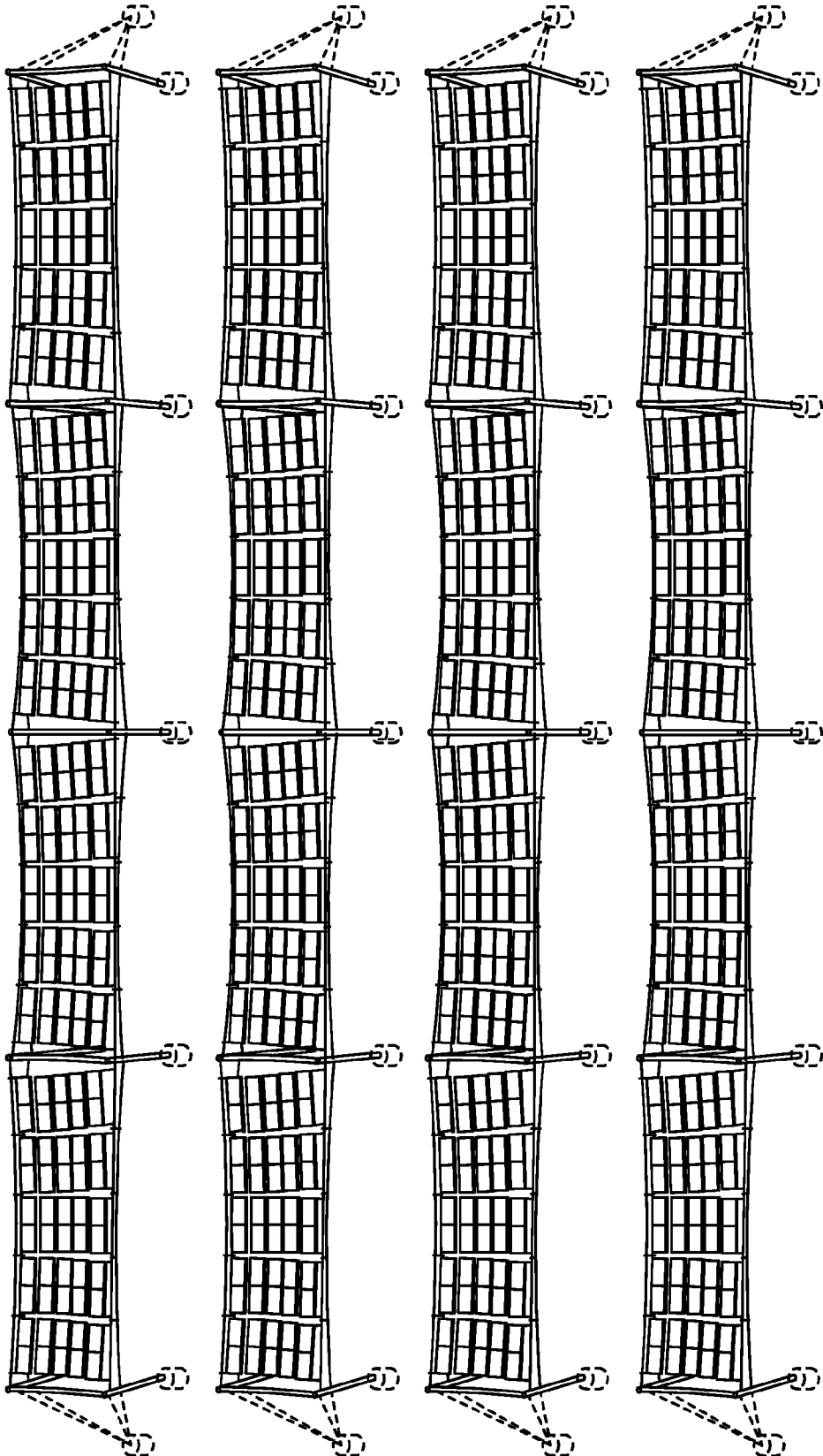



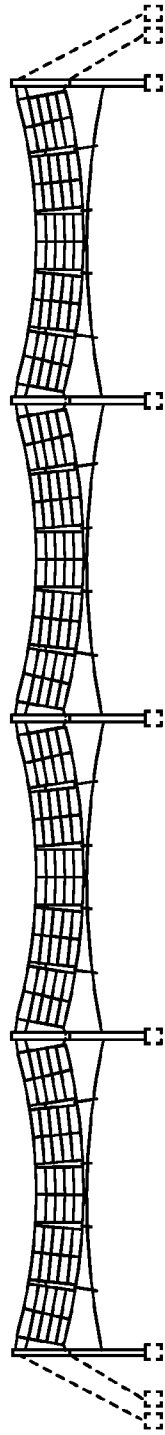
Fig. 1




*Fig. 2*




**Fig. 3**



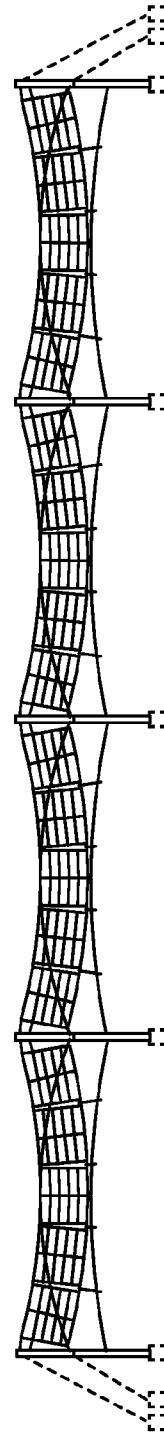
**Fig. 4**



**Fig. 5**



**Fig. 6**



**Fig. 7**