

No. 665,775.

Patented Jan. 8, 1901.

W. FINCH.
LACING HOOK FOR SHOES.
(Application filed June 11, 1900.)

(No Model.)

Fig. 1.

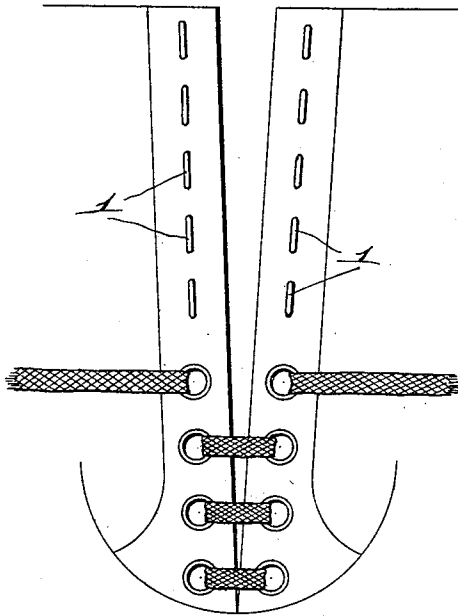


Fig. 2.

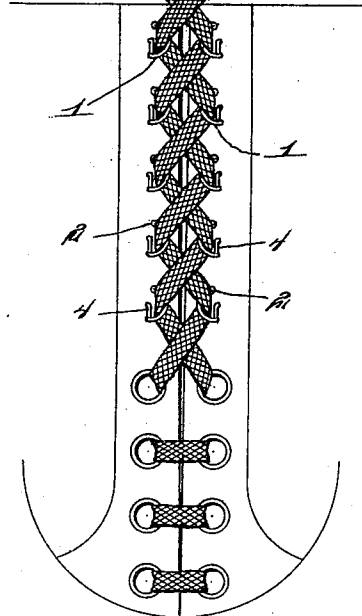
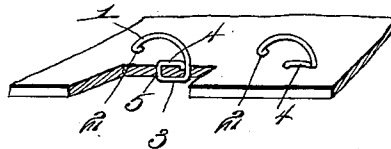


Fig. 3.



Witnesses

Louis D. Heinrichs
Grace D. Whittier

Inventor
William Finch

By Victor J. Evans
Attorney

UNITED STATES PATENT OFFICE.

WILLIAM FINCH, OF DAYTON, OHIO.

LACING-HOOK FOR SHOES.

SPECIFICATION forming part of Letters Patent No. 665,775, dated January 8, 1901.

Application filed June 11, 1900. Serial No. 19,924. (No model.)

To all whom it may concern:

Be it known that I, WILLIAM FINCH, a citizen of the United States, residing at Dayton, in the county of Montgomery and State of Ohio, have invented certain new and useful Improvements in Lacing-Hooks for Shoes, of which the following is a specification.

My invention relates to lacing-hooks for shoes, the object being to provide a device of this character which may be readily applied to a shoe and will when laced lie flat upon the surface of the leather.

Further objects of the invention are to provide a hook of such construction that the shoe-lace may be easily engaged and disengaged, and sharp projecting ends or points will be avoided.

The construction of the improvement and its novel features will be fully described hereinafter and defined in the appended claim, in connection with the accompanying drawings, which form a part of this specification.

In the drawings, Figure 1 is a front elevation of a portion of a shoe provided with my improved lacing-hooks, showing the position of the hooks before the shoe is laced. Fig. 2 is a similar view showing the shoe laced, and Fig. 3 is a detail sectional view showing the manner of attaching the hooks to the shoe.

The hook is formed from a single piece of wire of a size and quality suitable for the purpose, and it comprises the hook proper, 1, terminating in a loop or bend 2, and the clamping-arm 3, bent upon itself after insertion through the leather and having its end 4 turned inward adjacent to the hook 1.

In securing the lacing-hooks to a shoe the wire forming the end extension of the hook 1 is passed down through the leather and then up through the leather at the point 5, and its end is curved and projected into the leather against the hook 1. When thus secured, the hooks will project from the shoe at substantially right angles thereto, or in upright position, as shown in Fig. 1; but when the lacing is applied the hooks are drawn down to the position illustrated in Fig. 2, so that they will lie flat upon the leather.

The open ends of the hooks are at the top, and the laces are slipped in from the top instead of being wrapped around, as in the form of lacing-hook in common use.

It is designed to bend and attach the hooks by suitable mechanism at a single operation, and the device affords a very simple and inexpensive fastening and one which avoids sharp projecting portions on which skirts would be liable to catch.

I claim—

The combination with a shoe, of a lacing-hook, comprising a wire curved to form a hook proper and passed down through the leather, then up through the leather, and finally bent down to embed and secure its end in the leather adjacent to the base of the hook proper.

In testimony whereof I affix my signature in presence of two witnesses.

WILLIAM FINCH.

Witnesses:

G. G. G. PECKHAM,
C. E. BRELSFORD.