

(19) World Intellectual Property Organization
International Bureau



(43) International Publication Date
8 January 2009 (08.01.2009)

PCT

(10) International Publication Number
WO 2009/006580 A1

(51) International Patent Classification:

C07D 211/90 (2006.01) C07D 471/04 (2006.01)
C07D 215/54 (2006.01) C07D 487/04 (2006.01)
C07D 311/74 (2006.01) C07D 491/147 (2006.01)
C07D 311/94 (2006.01) A61K 31/437 (2006.01)
C07D 401/04 (2006.01) A61K 31/4422 (2006.01)
C07D 405/04 (2006.01) A61K 31/519 (2006.01)
C07D 407/04 (2006.01) A61K 31/352 (2006.01)
C07D 409/04 (2006.01)

Jeff [US/US]; 338 S. Fremont Street Apt. 224, San Mateo, CA 94401 (US).

(74) Agent: BECK, Michael J.; CV THERAPEUTICS, INC., 3172 Porter Drive, Palo Alto, CA 94304 (US).

(81) Designated States (unless otherwise indicated, for every kind of national protection available): AE, AG, AL, AM, AO, AT, AU, AZ, BA, BB, BG, BH, BR, BW, BY, BZ, CA, CH, CN, CO, CR, CU, CZ, DE, DK, DM, DO, DZ, EC, EE, EG, ES, FI, GB, GD, GE, GH, GM, GT, HN, HR, HU, ID, IL, IN, IS, JP, KE, KG, KM, KN, KP, KR, KZ, LA, LC, LK, LR, LS, LT, LU, LY, MA, MD, ME, MG, MK, MN, MW, MX, MY, MZ, NA, NG, NI, NO, NZ, OM, PG, PH, PL, PT, RO, RS, RU, SC, SD, SE, SG, SK, SL, SM, ST, SV, SY, TJ, TM, TN, TR, TT, TZ, UA, UG, US, UZ, VC, VN, ZA, ZM, ZW.

(21) International Application Number:

PCT/US2008/069173

(22) International Filing Date: 3 July 2008 (03.07.2008)

(25) Filing Language: English

(26) Publication Language: English

(30) Priority Data: 60/958,632 5 July 2007 (05.07.2007) US

(71) Applicant (for all designated States except US): CV THERAPEUTICS, INC. [US/US]; 3172 Porter Drive, Palo Alto, CA 94304 (US).

(72) Inventors; and

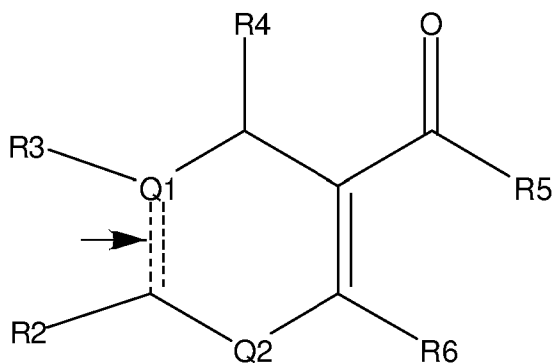
(75) Inventors/Applicants (for US only): ABELMAN, Matthew [US/US]; 809b Cuesta Drive #163, Mountain View, CA 94040 (US). JIANG, Robert [CN/US]; 548 Glenmoor Circle, Milpitas, CA 95035 (US). ZABLOCKI,

(84) Designated States (unless otherwise indicated, for every kind of regional protection available): ARIPO (BW, GH, GM, KE, LS, MW, MZ, NA, SD, SL, SZ, TZ, UG, ZM, ZW), Eurasian (AM, AZ, BY, KG, KZ, MD, RU, TJ, TM), European (AT, BE, BG, CH, CY, CZ, DE, DK, EE, ES, FI, FR, GB, GR, HR, HU, IE, IS, IT, LT, LU, LV, MC, MT, NL, NO, PL, PT, RO, SE, SI, SK, TR), OAPI (BF, BJ, CF, CG, CI, CM, GA, GN, GQ, GW, ML, MR, NE, SN, TD, TG).

Published:

— with international search report
— before the expiration of the time limit for amending the claims and to be republished in the event of receipt of amendments

(54) Title: OPTIONALLY CONDENSED DIHYDROPYRIDINE, DIHYDROPYRIMIDINE AND DIHYDROPYRANE DERIVATIVES ACTING AS LATE SODIUM CHANNEL BLOCKERS



(I)

(57) Abstract: The present invention relates to novel heterocyclic compounds and to their use in the treatment of various disease states, including cardiovascular diseases and diabetes. In particular embodiments, the structure of the compounds is given by Formula (I); wherein Q1, Q2, R2, R3, R4, R5, and R6 are as described herein. The invention also relates to methods for the preparation of the compounds, and to pharmaceutical compositions containing such compounds.

WO 2009/006580 A1

OPTIONALLY CONDENSED DIHYDROPYRIDINE, DIHYDROPYRIMIDINE AND DIHYDROPYRANE DERIVATIVES ACTING AS LATE SODIUM CHANNEL BLOCKERS

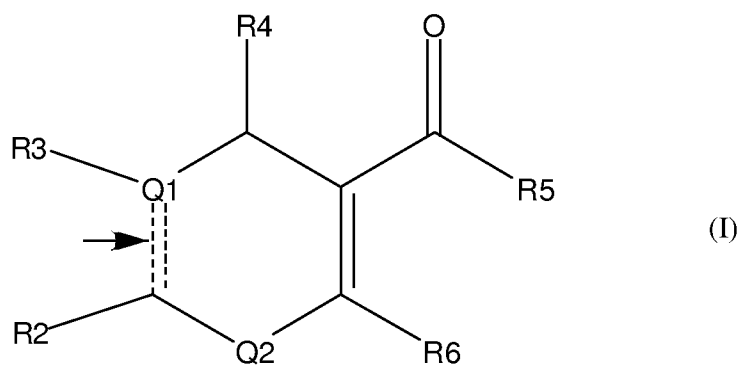
[0001] This application claims priority to U.S. Provisional Patent Application Ser. No. 60/958,632, filed July 5, 2007, the entirety of which is herein incorporated by reference.

FIELD

[0002] The present invention relates to novel heterocyclic compounds and to their use in the treatment of various disease states, including cardiovascular diseases and diabetes. The invention also relates to methods for their preparation, and to pharmaceutical compositions containing such compounds.

SUMMARY

[0003] Accordingly, in typical embodiments the present invention provides novel substituted heterocyclic compounds that function as late sodium channel blockers. In typical embodiments the invention relates to compounds of Formula (I):



wherein:

Q1 is carbon or nitrogen,

Q2 is oxygen or R1-N<, where R1 is hydrogen or optionally substituted lower alkyl;

the double dotted line indicated by the arrow is a single bond or a double bond;

R2 is hydrogen, optionally substituted lower alkyl, optionally substituted alkyl, optionally substituted alkenyl, optionally substituted alkynyl, optionally substituted cycloalkyl, optionally substituted heterocyclyl, optionally substituted aryl, optionally substituted heteroaryl, or -NR₂₁R₂₂, where R₂₁ and R₂₂ are independently hydrogen, lower alkyl, optionally substituted alkyl, optionally substituted alkenyl, optionally substituted alkynyl;

R3 is hydrogen, lower alkyl, optionally substituted alkyl, optionally substituted alkenyl, optionally substituted alkynyl, optionally substituted cycloalkyl, optionally substituted heterocyclyl, optionally substituted aryl, optionally substituted heteroaryl, cyano, -C(O)-R₃₁, or -C(O)-O-R₃₁, where R₃₁ is hydrogen, lower alkyl, optionally substituted alkyl, optionally substituted alkenyl, optionally substituted alkynyl, optionally substituted cycloalkyl, optionally substituted heterocyclyl, optionally substituted aryl, or optionally substituted heteroaryl;

or R2 and R3 taken together with Q1 and the carbon to which R2 is attached form a 5 or 6 membered heterocyclyl, heteroaryl, cycloalkyl, or a saturated or unsaturated carbocyclic moiety, all of which are optionally substituted, for example by halo, optionally substituted lower alkyl, optionally substituted alkyl, optionally substituted alkenyl, optionally substituted alkynyl, optionally substituted alkoxy, optionally substituted cycloalkyl, optionally substituted aryl;

R4 is optionally substituted alkyl, optionally substituted alkenyl, optionally substituted alkynyl, optionally substituted cycloalkyl, optionally substituted heterocyclyl, optionally substituted aryl, or optionally substituted heteroaryl, provided that any substituent of R4 may itself be optionally substituted, for example by halo, optionally substituted lower alkyl, optionally substituted alkyl, optionally substituted alkenyl, optionally substituted alkynyl, optionally substituted alkoxy, optionally substituted cycloalkyl, optionally substituted aryl;

R5 is optionally substituted alkyl, optionally substituted alkenyl, optionally substituted alkynyl, optionally substituted cycloalkyl, optionally substituted heterocyclyl, optionally substituted aryl, optionally substituted heteroaryl, -O-R₅₁, or -NR₅₂R₅₃, where R₅₁ is optionally substituted alkyl,

optionally substituted alkenyl, optionally substituted alkynyl, optionally substituted cycloalkyl, optionally substituted heterocyclyl, optionally substituted aryl, optionally substituted heteroaryl, where R52 and R53 are each independently hydrogen, lower alkyl, optionally substituted alkyl, optionally substituted alkenyl, optionally substituted alkynyl, optionally substituted cycloalkyl, optionally substituted heterocyclyl, optionally substituted aryl, optionally substituted heteroaryl, or R52 and R53 taken together with the nitrogen to which they are both directly attached form 5 or 6 membered heterocyclyl or heteroaryl moiety, which is optionally substituted by halo, optionally substituted alkyl, optionally substituted alkenyl, optionally substituted alkynyl, optionally substituted alkoxy, optionally substituted cycloalkyl, optionally substituted heterocyclyl, optionally substituted aryl, or optionally substituted heteroaryl;

R6 is hydrogen, lower alkyl, optionally substituted alkyl, optionally substituted alkenyl, optionally substituted alkynyl, optionally substituted cycloalkyl, optionally substituted heterocyclyl, optionally substituted aryl, or optionally substituted heteroaryl, -NR61R62, where R61 and R62 are independently hydrogen, lower alkyl, optionally substituted alkyl, optionally substituted alkenyl, optionally substituted alkynyl;

or R5 and R6 taken together with the carbons to which R5 and R6 are directly attached and the carbon directly attached to both of the carbons to which R5 and R6 are directly attached form a 5 or 6 membered heterocyclyl, heteroaryl, cycloalkyl, or a saturated or unsaturated carbocyclic moiety, all of which are optionally substituted by halo, optionally substituted lower alkyl, optionally substituted alkyl, optionally substituted alkenyl, optionally substituted alkynyl, optionally substituted alkoxy, optionally substituted cycloalkyl, optionally substituted aryl, optionally substituted heterocyclyl, optionally substituted aryl, or optionally substituted heteroaryl.

[0004] In certain embodiments the invention provides pharmaceutical formulations comprising a therapeutically effective amount of a compound of Formula (I) and at least one pharmaceutically acceptable excipient.

[0005] Some embodiments provide a method of using the compounds of Formula (I) in the treatment of a disease or condition in a mammal that is amenable to treatment by a late sodium channel blocker. The compounds of the invention and their therapeutically acceptable salts, esters, tautomeric forms are potentially of use as medicaments for the treatment of certain diseases, such as, cardiovascular diseases such as atrial and ventricular arrhythmias, heart failure (including congestive heart failure, diastolic heart failure, systolic heart failure, acute heart failure), Prinzmetal's (variant) angina, stable and unstable angina, exercise induced angina, congestive heart disease, ischemia, recurrent ischemia, reperfusion injury, myocardial infarction, acute coronary syndrome, peripheral arterial disease, and intermittent claudication.. Such diseases may also include diabetes, and conditions related to diabetes, e.g. diabetic peripheral neuropathy. Such diseases may also include conditions affecting the neuromuscular system resulting in pain, seizures, or paralysis.

BREIF DESCRIPTION OF THE DRAWINGS

[0006] These and other features of the invention will be understood from the description of representative embodiments of the method herein and the disclosure of illustrative materials for carrying out the method, taken together with the Figures, wherein

[0007] Figure 1 shows a typical response due to activation of Na_v 1.5 sodium channel in a sodium current assay.

[0008] Figure 2 is a plot of sodium current measured with and without Tefluthrin.

[0009] Figure 3 illustrates hERG channel activation upon application of the indicated potential.

[0010] Figure 4 shows inhibition of L-type calcium channel activity.

[0011] Figure 5 shows typical L-type calcium channel current traces in response to a depolarizing stimulus before and after application of a calcium channel blocker (10 nM and 10 μM nifedipine).

[0012] Figure 6 shows peak I_{Na} plotted as a function of experiment time. Stimulation at 3 Hz is indicated. Calculation of UDB corrects for the decrease in peak in the absence of test compound.

DETAILED DESCRIPTION

[0013] As used in the present specification, the following words and phrases are generally intended to have the meanings as set forth below, except to the extent that the context in which they are used indicates otherwise.

[0014] The term “alkyl” refers to a monoradical branched or unbranched saturated hydrocarbon chain having from 1 to 20 carbon atoms. This term is exemplified by groups such as methyl, ethyl, n-propyl, iso-propyl, n-butyl, iso-butyl, t-butyl, n-hexyl, n-decyl, tetradecyl, and the like.

[0015] The term “substituted alkyl” refers to:

- 1) an alkyl group as defined above, having 1, 2, 3, 4 or 5 substituents, (typically 1, 2, or 3 substituents) selected from the group consisting of alkenyl, alkynyl, alkoxy, cycloalkyl, cycloalkenyl, acyl, acylamino, acyloxy, amino, aminocarbonyl, alkoxy-carbonylamino, azido, cyano, halogen, hydroxy, keto, thiocarbonyl, carboxy, carboxyalkyl, arylthio, heteroarylthio, heterocyclylthio, thiol, alkylthio, aryl, aryloxy, heteroaryl, aminosulfonyl, aminocarbonylamino, heteroaryloxy, heterocyclyl, heterocycloxy, hydroxyamino, alkoxyamino, nitro, -SO-alkyl, -SO-aryl, -SO-heteroaryl, -SO₂-alkyl, SO₂-aryl and -SO₂-heteroaryl. Unless otherwise constrained by the definition, all substituents may optionally be further substituted by 1, 2, or 3 substituents chosen from alkyl, carboxy, carboxyalkyl, aminocarbonyl, hydroxy, alkoxy, halogen, CF₃, amino, substituted amino, cyano, and -S(O)_nR, where R is alkyl, aryl, or heteroaryl and n is 0, 1 or 2; or
- 2) an alkyl group as defined above that is interrupted by 1-10 atoms (e.g. 1, 2, 3, 4, or 5 atoms) independently chosen from oxygen, sulfur and NRA-, where Ra is chosen from hydrogen, alkyl, cycloalkyl, alkenyl, cycloalkenyl, alkynyl, aryl, heteroaryl and heterocyclyl. All substituents may be optionally further substituted by alkyl, alkoxy, halogen, CF₃, amino, substituted amino, cyano, or -S(O)_nR, in which R is alkyl, aryl, or heteroaryl and n is 0, 1 or 2; or
- 3) an alkyl group as defined above that has both 1, 2, 3, 4 or 5 substituents as defined above and is also interrupted by 1-10 atoms (e.g. 1, 2, 3, 4, or 5 atoms) as defined above.

[0016] The term “lower alkyl” refers to a monoradical branched or unbranched saturated hydrocarbon chain having 1, 2, 3, 4, 5, or 6 carbon atoms. This term is exemplified by groups such as methyl, ethyl, n-propyl, iso-propyl, n-butyl, iso-butyl, t-butyl, n-hexyl, and the like.

[0017] The term “substituted lower alkyl” refers to lower alkyl as defined above having 1 to 5 substituents (typically 1, 2, or 3 substituents), as defined for substituted alkyl, or a lower alkyl group as defined above that is interrupted by 1, 2, 3, 4, or 5 atoms as defined for substituted alkyl, or a lower alkyl group as defined above that has both 1, 2, 3, 4 or 5 substituents as defined above and is also interrupted by 1, 2, 3, 4, or 5 atoms as defined above.

[0018] The term “alkylene” refers to a diradical of a branched or unbranched saturated hydrocarbon chain, typically having from 1 to 20 carbon atoms (e.g. 1-10 carbon atoms, or 1, 2, 3, 4, 5 or 6 carbon atoms). This term is exemplified by groups such as methylene (-CH₂-), ethylene (-CH₂CH₂-), the propylene isomers (e.g., -CH₂CH₂CH₂- and -CH(CH₃)CH₂-), and the like.

[0019] The term “lower alkylene” refers to a diradical of a branched or unbranched saturated hydrocarbon chain, typically having 1, 2, 3, 4, 5, or 6 carbon atoms.

[0020] The term “substituted alkylene” refers to:

- (1) an alkylene group as defined above having 1, 2, 3, 4, or 5 substituents (typically 1, 2, or 3 substituents) selected from the group consisting of alkyl, alkenyl, alkynyl, alkoxy, cycloalkyl, cycloalkenyl, acyl, acylamino, acyloxy, amino, aminocarbonyl, alkoxy-carbonylamino, azido, cyano, halogen, hydroxy, keto, thiocarbonyl, carboxy, carboxyalkyl, arylthio, heteroarylthio, heterocyclylthio, thiol, alkylthio, aryl, aryloxy, heteroaryl, aminosulfonyl, aminocarbonylamino, heteroaryloxy, heterocyclyl, heterocycloxy, hydroxyamino, alkoxyamino, nitro, -SO-alkyl, -SO-aryl, -SO-heteroaryl, -SO₂-alkyl, SO₂-aryl and -SO₂-heteroaryl. Unless otherwise constrained by the definition, all substituents may optionally be further substituted by 1, 2, or 3 substituents chosen from alkyl, carboxy, carboxyalkyl, aminocarbonyl, hydroxy, alkoxy, halogen, CF₃, amino, substituted amino, cyano, and -S(O)_nR, where R is alkyl, aryl, or heteroaryl and n is 0, 1 or 2; or

(2) an alkylene group as defined above that is interrupted by 1-10 groups (e.g. 1, 2, 3, 4, or 5 groups) independently chosen from -O-, -S-, sulfonyl, -C(O)-, -C(O)O-, -C(O)N-, and -NRa-, where Ra is chosen from hydrogen, optionally substituted alkyl, cycloalkyl, cycloalkenyl, aryl, heteroaryl and heterocyclyl; or

(3) an alkylene group as defined above that has both 1, 2, 3, 4 or 5 substituents as defined above and is also interrupted by 1-10 groups as defined above. Examples of substituted alkylenes are chloromethylene (-CH(Cl)-), aminoethylene (-CH(NH₂)CH₂-), methylaminoethylene (-CH(NHMe)CH₂-), 2-carboxypropylene isomers(-CH₂CH(CO₂H)CH₂-), ethoxyethyl (-CH₂CH₂O-CH₂CH₂-), ethylmethylaminoethyl (-CH₂CH₂-N(CH₃)-CH₂CH₂-), 1-ethoxy-2-(2-ethoxy-ethoxy)ethane (-CH₂CH₂O-CH₂CH₂-OCH₂CH₂-OCH₂CH₂-), and the like.

[0021] The term “aralkyl” refers to an aryl group covalently linked to an alkylene group, where aryl and alkylene are defined herein. “Optionally substituted aralkyl” refers to an optionally substituted aryl group covalently linked to an optionally substituted alkylene group. Such aralkyl groups are exemplified by benzyl, phenylethyl, 3-(4-methoxyphenyl)propyl, and the like.

[0022] The term “alkoxy” refers to the group R-O-, where R is optionally substituted alkyl or optionally substituted cycloalkyl, or R is a group -Y-Z, in which Y is optionally substituted alkylene and Z is optionally substituted alkenyl, optionally substituted alkynyl; or optionally substituted cycloalkenyl, where alkyl, alkenyl, alkynyl, cycloalkyl and cycloalkenyl are as defined herein. Typical alkoxy groups are alkyl-O- and include, by way of example, methoxy, ethoxy, n-propoxy, iso-propoxy, n-butoxy, tert-butoxy, sec-butoxy, n-pentoxy, n-hexyloxy, 1,2-dimethylbutoxy, and the like.

[0023] The term “lower alkoxy” refers to the group R-O- in which R is optionally substituted lower alkyl as defined above. This term is exemplified by groups such as methoxy, ethoxy, n-propoxy, iso-propoxy, n-butoxy, iso-butoxy, t-butoxy, n-hexyloxy, and the like.

[0024] The term “alkylthio” refers to the group R-S-, where R is as defined for alkoxy.

[0025] The term “alkenyl” refers to a monoradical of a branched or unbranched unsaturated hydrocarbon group typically having from 2 to 20 carbon atoms (more typically from 2 to 10 carbon atoms, e.g. 2 to 6 carbon atoms) and having from 1 to 6 carbon-carbon double bonds, e.g. 1, 2, or 3 carbon-carbon double bonds. Typical alkenyl groups include ethenyl (or vinyl, i.e. -CH=CH₂), 1-propylene (or allyl, -CH₂CH=CH₂), isopropylene (-C(CH₃)=CH₂), bicyclo[2.2.1]heptene, and the like. In the event that alkenyl is attached to nitrogen, the double bond cannot be alpha to the nitrogen.

[0026] The term “lower alkenyl” refers to alkenyl as defined above having from 2 to 6 carbon atoms.

[0027] The term “substituted alkenyl” refers to an alkenyl group as defined above having 1, 2, 3, 4 or 5 substituents (typically 1, 2, or 3 substituents), selected from the group consisting of alkyl, alkenyl, alkynyl, alkoxy, cycloalkyl, cycloalkenyl, acyl, acylamino, acyloxy, amino, aminocarbonyl, alkoxy-carbonylamino, azido, cyano, halogen, hydroxy, keto, thiocarbonyl, carboxy, carboxyalkyl, arylthio, heteroarylthio, heterocyclylthio, thiol, alkylthio, aryl, aryloxy, heteroaryl, aminosulfonyl, aminocarbonylamino, heteroaryloxy, heterocyclyl, heterocyclooxy, hydroxyamino, alkoxyamino, nitro, -SO-alkyl, -SO-aryl, -SO-heteroaryl, -SO₂-alkyl, SO₂-aryl and -SO₂-heteroaryl. Unless otherwise constrained by the definition, all substituents may optionally be further substituted by 1, 2, or 3 substituents chosen from alkyl, carboxy, carboxyalkyl, aminocarbonyl, hydroxy, alkoxy, halogen, CF₃, amino, substituted amino, cyano, and -S(O)_nR, where R is alkyl, aryl, or heteroaryl and n is 0, 1 or 2.

[0028] The term “alkynyl” refers to a monoradical of an unsaturated hydrocarbon, typically having from 2 to 20 carbon atoms (more typically from 2 to 10 carbon atoms, e.g. 2 to 6 carbon atoms) and having from 1 to 6 carbon-carbon triple bonds e.g. 1, 2, or 3 carbon-carbon triple bonds. Typical alkynyl groups include ethynyl (-C≡CH), propargyl (or propynyl, -C≡CCH₃), and the like. In the event that alkynyl is attached to nitrogen, the triple bond cannot be alpha to the nitrogen.

[0029] The term “substituted alkynyl” refers to an alkynyl group as defined above having 1, 2, 3, 4 or 5 substituents (typically 1, 2, or 3 substituents), selected from the

group consisting of alkyl, alkenyl, alkynyl, alkoxy, cycloalkyl, cycloalkenyl, acyl, acylamino, acyloxy, amino, aminocarbonyl, alkoxy-carbonylamino, azido, cyano, halogen, hydroxy, keto, thiocarbonyl, carboxy, carboxyalkyl, arylthio, heteroarylthio, heterocyclylthio, thiol, alkylthio, aryl, aryloxy, heteroaryl, aminosulfonyl, aminocarbonylamino, heteroaryloxy, heterocyclyl, heterocyclooxy, hydroxyamino, alkoxyamino, nitro, -SO-alkyl, -SO-aryl, -SO-heteroaryl, -SO₂-alkyl, SO₂-aryl and -SO₂-heteroaryl. Unless otherwise constrained by the definition, all substituents may optionally be further substituted by 1, 2, or 3 substituents chosen from alkyl, carboxy, carboxyalkyl, aminocarbonyl, hydroxy, alkoxy, halogen, CF₃, amino, substituted amino, cyano, and -S(O)_nR, where R is alkyl, aryl, or heteroaryl and n is 0, 1 or 2.

[0030] The term “aminocarbonyl” refers to the group -C(O)NRR where each R is independently hydrogen, alkyl, cycloalkyl, aryl, heteroaryl, heterocyclyl or where both R groups are joined to form a heterocyclic group (e.g., morpholino). Unless otherwise constrained by the definition, all substituents may optionally be further substituted by 1, 2, or 3 substituents chosen from alkyl, carboxy, carboxyalkyl, aminocarbonyl, hydroxy, alkoxy, halogen, CF₃, amino, substituted amino, cyano, and -S(O)_nR, where R is alkyl, aryl, or heteroaryl and n is 0, 1 or 2.

[0031] The term “ester” or “carboxyester” refers to the group -C(O)OR, where R is alkyl, cycloalkyl, aryl, heteroaryl, or heterocyclyl, which may be optionally further substituted by alkyl, alkoxy, halogen, CF₃, amino, substituted amino, cyano, or -S(O)_nRa, in which Ra is alkyl, aryl, or heteroaryl and n is 0, 1 or 2.

[0032] The term “acylamino” refers to the group -NRC(O)R where each R is independently hydrogen, alkyl, aryl, heteroaryl, or heterocyclyl. All substituents may be optionally further substituted by alkyl, alkoxy, halogen, CF₃, amino, substituted amino, cyano, or -S(O)_nR, in which R is alkyl, aryl, or heteroaryl and n is 0, 1 or 2.

[0033] The term “acyloxy” refers to the groups -OC(O)-alkyl, -OC(O)-cycloalkyl, -OC(O)-aryl, -OC(O)-heteroaryl, and -OC(O)-heterocyclyl. Unless otherwise constrained by the definition, all substituents may optionally be further substituted by 1, 2, or 3 substituents chosen from alkyl, carboxy, carboxyalkyl, aminocarbonyl, hydroxy, alkoxy, halogen, CF₃, amino, substituted amino, cyano, and -S(O)_nR, where R is alkyl, aryl, or heteroaryl and n is 0, 1 or 2.

[0034] The term “aryl” refers to an aromatic carbocyclic group of 6 to 20 carbon atoms having a single ring (e.g., phenyl) or multiple rings (e.g., biphenyl), or multiple condensed (fused) rings (e.g., naphthyl, fluorenyl, and anthryl). Typical aryls include phenyl, fluorenyl, naphthyl, anthryl, and the like.

[0035] Unless otherwise constrained by the definition for the aryl substituent, such aryl groups can optionally be substituted with 1, 2, 3, 4 or 5 substituents (typically 1, 2, or 3 substituents), selected from the group consisting of alkyl, alkenyl, alkynyl, alkoxy, cycloalkyl, cycloalkenyl, acyl, acylamino, acyloxy, amino, aminocarbonyl, alkoxy-carbonylamino, azido, cyano, halogen, hydroxy, keto, thiocarbonyl, carboxy, carboxyalkyl, arylthio, heteroarylthio, heterocyclylthio, thiol, alkylthio, aryl, aryloxy, heteroaryl, aminosulfonyl, aminocarbonylamino, heteroaryloxy, heterocyclyl, heterocyclooxy, hydroxyamino, alkoxyamino, nitro, -SO-alkyl, -SO-aryl, -SO-heteroaryl, -SO₂-alkyl, SO₂-aryl and -SO₂-heteroaryl. Unless otherwise constrained by the definition, all substituents may optionally be further substituted by 1, 2, or 3 substituents chosen from alkyl, carboxy, carboxyalkyl, aminocarbonyl, hydroxy, alkoxy, halogen, CF₃, amino, substituted amino, cyano, and -S(O)_nR, where R is alkyl, aryl, or heteroaryl and n is 0, 1 or 2.

[0036] The term “aryloxy” refers to the group aryl-O- wherein the aryl group is as defined above, and includes optionally substituted aryl groups as also defined above. The term “arylthio” refers to the group R-S-, where R is as defined for aryl.

[0037] The term “amino” refers to the group -NH₂.

[0038] The term “substituted amino” refers to the group -NRR where each R is independently selected from the group consisting of hydrogen, alkyl, cycloalkyl, aryl, heteroaryl and heterocyclyl provided that both R groups are not hydrogen, or a group -Y-Z, in which Y is optionally substituted alkylene and Z is alkenyl, cycloalkenyl, or alkynyl. Unless otherwise constrained by the definition, all substituents may optionally be further substituted by 1, 2, or 3 substituents chosen from alkyl, carboxy, carboxyalkyl, aminocarbonyl, hydroxy, alkoxy, halogen, CF₃, amino, substituted amino, cyano, and -S(O)_nR, where R is alkyl, aryl, or heteroaryl and n is 0, 1 or 2.

[0039] The term “carboxyalkyl” refers to the groups -C(O)O-alkyl, -C(O)O-cycloalkyl, where alkyl and cycloalkyl are as defined herein, and may be optionally

further substituted by alkyl, alkenyl, alkynyl, alkoxy, halogen, CF₃, amino, substituted amino, cyano, or -S(O)_nR, in which R is alkyl, aryl, or heteroaryl and n is 0, 1 or 2.

[0040] The term “cycloalkyl” refers to cyclic alkyl groups of from 3 to 20 carbon atoms having a single cyclic ring or multiple condensed rings. Such cycloalkyl groups include, by way of example, single ring structures such as cyclopropyl, cyclobutyl, cyclopentyl, cyclooctyl, and the like, or multiple ring structures such as adamantanyl, and bicyclo[2.2.1]heptane, or cyclic alkyl groups to which is fused an aryl group, for example indan, and the like.

[0041] The term “substituted cycloalkyl” refers to cycloalkyl groups having 1, 2, 3, 4 or 5 substituents (typically 1, 2, or 3 substituents), selected from the group consisting of alkyl, alkenyl, alkynyl, alkoxy, cycloalkyl, cycloalkenyl, acyl, acylamino, acyloxy, amino, aminocarbonyl, alkoxy-carbonylamino, azido, cyano, halogen, hydroxy, keto, thiocarbonyl, carboxy, carboxyalkyl, arylthio, heteroarylthio, heterocyclylthio, thiol, alkylthio, aryl, aryloxy, heteroaryl, aminosulfonyl, aminocarbonylamino, heteroaryloxy, heterocyclyl, heterocycloxy, hydroxyamino, alkoxyamino, nitro, -SO-alkyl, -SO-aryl, -SO-heteroaryl, -SO₂-alkyl, SO₂-aryl and -SO₂-heteroaryl. The term “substituted cycloalkyl” also includes cycloalkyl groups wherein one or more of the annular carbon atoms of the cycloalkyl group is a carbonyl group (i.e. an oxygen atom is oxo to the ring). Unless otherwise constrained by the definition, all substituents may optionally be further substituted by 1, 2, or 3 substituents chosen from alkyl, carboxy, carboxyalkyl, aminocarbonyl, hydroxy, alkoxy, halogen, CF₃, amino, substituted amino, cyano, and -S(O)_nR, where R is alkyl, aryl, or heteroaryl and n is 0, 1 or 2.

[0042] The term “halogen” or “halo” refers to fluoro, bromo, chloro, and iodo.

[0043] The term “acyl” denotes a group -C(O)R, in which R is hydrogen, optionally substituted alkyl, optionally substituted cycloalkyl, optionally substituted heterocyclyl, optionally substituted aryl, and optionally substituted heteroaryl.

[0044] The term “heteroaryl” refers to a group comprising 1 to 15 carbon atoms and 1 to 4 heteroatoms selected from oxygen, nitrogen, and sulfur within at least one ring. The term “heteroaryl” is generic to the terms “aromatic heteroaryl” and “partially saturated heteroaryl”. The term “aromatic heteroaryl” refers to a heteroaryl in which at least one ring is aromatic. Examples of aromatic heteroaryls include pyrrole, thiophene, pyridine, quinoline, pteridine. The term “partially saturated heteroaryl”

refers to a heteroaryl having a structure equivalent to an underlying aromatic heteroaryl which has had one or more double bonds in an aromatic ring of the underlying aromatic heteroaryl saturated. Examples of partially saturated heteroaryls include dihydropyrrole, dihydropyridine, 1,2,3,4-tetrahydronaphthalene.

[0045] Unless otherwise constrained by the definition for the heteroaryl substituent, such heteroaryl groups can be optionally substituted with 1 to 5 substituents (typically 1, 2, or 3 substituents) selected from the group consisting of alkyl, alkenyl, alkynyl, alkoxy, cycloalkyl, cycloalkenyl, acyl, acylamino, acyloxy, amino, aminocarbonyl, alkoxy-carbonylamino, azido, cyano, halogen, hydroxy, keto, thiocarbonyl, carboxy, carboxyalkyl (an alkyl ester), arylthio, heteroaryl, heteroarylthio, heterocyclylthio, thiol, alkylthio, aryl, aryloxy, aralkyl, heteroaryl, aminosulfonyl, aminocarbonylamino, heteroaryloxy, heterocyclyl, heterocyclooxy, hydroxyamino, alkoxyamino, nitro, -SO-alkyl, -SO-aryl, -SO-heteroaryl, -SO₂-alkyl, SO₂-aryl and -SO₂-heteroaryl. Unless otherwise constrained by the definition, all substituents may optionally be further substituted by 1, 2, or 3 substituents chosen from alkyl, carboxy, carboxyalkyl, aminocarbonyl, hydroxy, alkoxy, halogen, CF₃, amino, substituted amino, cyano, and -S(O)_nR, where R is alkyl, aryl, or heteroaryl and n is 0, 1 or 2. Such heteroaryl groups can have a single ring (e.g., pyridyl or furyl) or multiple condensed rings (e.g., indoliziny, benzothiazole, or benzothienyl). Examples of nitrogen heterocyclyls and heteroaryls include, but are not limited to, pyrrole, imidazole, pyrazole, pyridine, pyrazine, pyrimidine, pyridazine, indolizine, isoindole, indole, indazole, purine, quinolizine, isoquinoline, quinoline, phthalazine, naphthylpyridine, quinoxaline, quinazoline, cinnoline, pteridine, carbazole, carboline, phenanthridine, acridine, phenanthroline, isothiazole, phenazine, isoxazole, phenoxazine, phenothiazine, imidazolidine, imidazoline, and the like as well as N-alkoxy-nitrogen containing heteroaryl compounds.

[0046] The term “heteroaryloxy” refers to the group heteroaryl-O-.

[0047] The term “heterocyclyl” refers to a monoradical saturated group having a single ring or multiple condensed rings, having from 1 to 40 carbon atoms and from 1 to 10 hetero atoms, preferably 1 to 4 heteroatoms, selected from nitrogen, sulfur, phosphorus, and/or oxygen within the ring.

[0048] Unless otherwise constrained by the definition for the heterocyclic substituent, such heterocyclic groups can be optionally substituted with 1 to 5 substituents

(typically 1, 2, or 3 substituents), selected from the group consisting of alkyl, alkenyl, alkynyl, alkoxy, cycloalkyl, cycloalkenyl, acyl, acylamino, acyloxy, amino, aminocarbonyl, alkoxy-carbonylamino, azido, cyano, halogen, hydroxy, keto, thiocarbonyl, carboxy, carboxyalkyl, arylthio, heteroarylthio, heterocyclylthio, thiol, alkylthio, aryl, aryloxy, heteroaryl, aminosulfonyl, aminocarbonylamino, heteroaryloxy, heterocyclyl, heterocycloxy, hydroxyamino, alkoxyamino, nitro, -SO-alkyl, -SO-aryl, -SO-heteroaryl, -SO₂-alkyl, SO₂-aryl and -SO₂-heteroaryl. Unless otherwise constrained by the definition, all substituents may optionally be further substituted by 1, 2, or 3 substituents chosen from alkyl, carboxy, carboxyalkyl, aminocarbonyl, hydroxy, alkoxy, halogen, CF₃, amino, substituted amino, cyano, and -S(O)_nR, where R is alkyl, aryl, or heteroaryl and n is 0, 1 or 2. Heterocyclic groups can have a single ring or multiple condensed rings. Preferred heterocyclics include tetrahydrofuranyl, morpholino, piperidiny, and the like.

[0049] The term “thiol” refers to the group -SH.

[0050] The term “substituted alkylthio” refers to the group -S-substituted alkyl.

[0051] The term “heteroarylthiol” refers to the group -S-heteroaryl wherein the heteroaryl group is as defined above including optionally substituted heteroaryl groups as also defined above.

[0052] The term “sulfoxide” refers to a group -S(O)R, in which R is alkyl, aryl, or heteroaryl. “Substituted sulfoxide” refers to a group -S(O)R, in which R is substituted alkyl, substituted aryl, or substituted heteroaryl, as defined herein.

[0053] The term “sulfone” refers to a group -S(O)₂R, in which R is alkyl, aryl, or heteroaryl. “Substituted sulfone” refers to a group -S(O)₂R, in which R is substituted alkyl, substituted aryl, or substituted heteroaryl, as defined herein.

[0054] The term “keto” refers to a group -C(O)-. The term “thiocarbonyl” refers to a group -C(S)-. The term “carboxy” refers to a group -C(O)-OH.

[0055] “Optional” or “optionally” means that the subsequently described event or circumstance may or may not occur, and that the description includes instances where said event or circumstance occurs and instances in which it does not.

[0056] A “substituted” group includes embodiments in which a monoradical substituent is bound to a single atom of the substituted group (e.g. forming a branch), and also includes embodiments in which the substituent may be a diradical bridging

group bound to two adjacent atoms of the substituted group, thereby forming a fused ring on the substituted group.

[0057] A compound of a given Formula (e.g. the “compound of Formula (I)”) is intended to encompass the compounds of the invention as disclosed, and the pharmaceutically acceptable salts, pharmaceutically acceptable esters, hydrates, polymorphs, and prodrugs of such compounds. Additionally, the compounds of the invention may possess one or more asymmetric centers, and can be produced as a racemic mixture or as individual enantiomers or diastereoisomers. The number of stereoisomers present in any given compound of a given Formula depends upon the number of asymmetric centers present (there are 2^n stereoisomers possible where n is the number of asymmetric centers). The individual stereoisomers may be obtained by resolving a racemic or non-racemic mixture of an intermediate at some appropriate stage of the synthesis, or by resolution of the compound by conventional means. The individual stereoisomers (including individual enantiomers and diastereoisomers) as well as racemic and non-racemic mixtures of stereoisomers are encompassed within the scope of the present invention, all of which are intended to be depicted by the structures of this specification unless otherwise specifically indicated.

[0058] “Isomers” are different compounds that have the same molecular formula.

[0059] “Stereoisomers” are isomers that differ only in the way the atoms are arranged in space.

[0060] “Enantiomers” are a pair of stereoisomers that are non-superimposable mirror images of each other. A 1:1 mixture of a pair of enantiomers is a “racemic” mixture. The term “(±)” is used to designate a racemic mixture where appropriate.

[0061] “Diastereoisomers” are stereoisomers that have at least two asymmetric atoms, but which are not mirror-images of each other.

[0062] The absolute stereochemistry is specified according to the Cahn Ingold Prelog R S system. When the compound is a pure enantiomer the stereochemistry at each chiral carbon may be specified by either R or S. Resolved compounds whose absolute configuration is unknown are designated (+) or (-) depending on the direction (dextro- or laevorotary) that they rotate the plane of polarized light at the wavelength of the sodium D line.

[0063] The term “therapeutically effective amount” refers to an amount that is sufficient to effect treatment, as defined below, when administered to a mammal in

need of such treatment. The therapeutically effective amount will vary depending upon the subject and disease condition being treated, the weight and age of the subject, the severity of the disease condition, the manner of administration and the like, which can readily be determined by one of ordinary skill in the art.

[0064] The term “treatment” or “treating” means any treatment of a disease in a mammal, including:

- (i) preventing the disease, that is, causing the clinical symptoms of the disease not to develop;
- (ii) inhibiting the disease, that is, arresting the development of clinical symptoms; and/or
- (iii) relieving the disease, that is, causing the regression of clinical symptoms.

[0065] In many cases, the compounds of this invention are capable of forming acid and/or base salts by virtue of the presence of amino and/or carboxyl groups or groups similar thereto.

[0066] The term “pharmaceutically acceptable salt” of a given compound refers to salts that retain the biological effectiveness and properties of the given compound, and which are not biologically or otherwise undesirable. Pharmaceutically acceptable base addition salts can be prepared from inorganic and organic bases. Salts derived from inorganic bases include, by way of example only, sodium, potassium, lithium, ammonium, calcium and magnesium salts. Salts derived from organic bases include, but are not limited to, salts of primary, secondary and tertiary amines, such as alkyl amines, dialkyl amines, trialkyl amines, substituted alkyl amines, di(substituted alkyl) amines, tri(substituted alkyl) amines, alkenyl amines, dialkenyl amines, trialkenyl amines, substituted alkenyl amines, di(substituted alkenyl) amines, tri(substituted alkenyl) amines, cycloalkyl amines, di(cycloalkyl) amines, tri(cycloalkyl) amines, substituted cycloalkyl amines, disubstituted cycloalkyl amine, trisubstituted cycloalkyl amines, cycloalkenyl amines, di(cycloalkenyl) amines, tri(cycloalkenyl) amines, substituted cycloalkenyl amines, disubstituted cycloalkenyl amine, trisubstituted cycloalkenyl amines, aryl amines, diaryl amines, triaryl amines, heteroaryl amines, diheteroaryl amines, triheteroaryl amines, heterocyclic amines, diheterocyclic amines, triheterocyclic amines, mixed di- and tri-amines where at least two of the substituents on the amine are different and are selected from the group consisting of alkyl,

substituted alkyl, alkenyl, substituted alkenyl, cycloalkyl, substituted cycloalkyl, cycloalkenyl, substituted cycloalkenyl, aryl, heteroaryl, heterocyclic, and the like. Also included are amines where the two or three substituents, together with the amino nitrogen, form a heterocyclic or heteroaryl group.

[0067] Specific examples of suitable amines include, by way of example only, isopropylamine, trimethyl amine, diethyl amine, tri(iso-propyl) amine, tri(n-propyl) amine, ethanolamine, 2-dimethylaminoethanol, tromethamine, lysine, arginine, histidine, caffeine, procaine, hydrabamine, choline, betaine, ethylenediamine, glucosamine, N-alkylglucamines, theobromine, purines, piperazine, piperidine, morpholine, N-ethylpiperidine, and the like.

[0068] Pharmaceutically acceptable acid addition salts may be prepared from inorganic and organic acids. Salts derived from inorganic acids include hydrochloric acid, hydrobromic acid, sulfuric acid, nitric acid, phosphoric acid, and the like. Salts derived from organic acids include acetic acid, propionic acid, glycolic acid, pyruvic acid, oxalic acid, malic acid, malonic acid, succinic acid, maleic acid, fumaric acid, tartaric acid, citric acid, benzoic acid, cinnamic acid, mandelic acid, methanesulfonic acid, ethanesulfonic acid, p-toluene-sulfonic acid, salicylic acid, and the like.

[0069] As used herein, "pharmaceutically acceptable carrier" includes any and all solvents, dispersion media, coatings, antibacterial and antifungal agents, isotonic and absorption delaying agents and the like. The use of such media and agents for pharmaceutically active substances is well known in the art. Except insofar as any conventional media or agent is incompatible with the active ingredient, its use in the therapeutic compositions is contemplated. Supplementary active ingredients can also be incorporated into the compositions.

[0070] "Coronary diseases" or "cardiovascular diseases" refer to diseases of the cardiovascular system arising from any one or more than one of, for example, heart failure (including congestive heart failure, diastolic heart failure and systolic heart failure), acute heart failure, ischemia, recurrent ischemia, myocardial infarction, arrhythmias, angina (including exercise-induced angina, variant angina, stable angina, unstable angina), acute coronary syndrome, diabetes, and intermittent claudication.

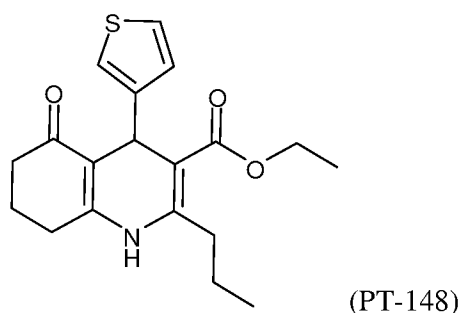
[0071] "Intermittent claudication" means the pain associated with peripheral artery disease. "Peripheral artery disease" or PAD is a type of occlusive peripheral vascular disease (PVD). PAD affects the arteries outside the heart and brain. The most

common symptom of PAD is a painful cramping in the hips, thighs, or calves when walking, climbing stairs, or exercising. The pain is called intermittent claudication. When listing the symptom intermittent claudication, it is intended to include both PAD and PVD

[0072] Arrhythmia refers to any abnormal heart rate. Bradycardia refers to abnormally slow heart rate whereas tachycardia refers to an abnormally rapid heart rate. As used herein, the treatment of arrhythmia is intended to include the treatment of supra ventricular tachycardias such as atrial fibrillation, atrial flutter, AV nodal reentrant tachycardia, atrial tachycardia, and the ventricular tachycardias (VTs), including idiopathic ventricular tachycardia, ventricular fibrillation, pre-excitation syndrome, and Torsade de Pointes (TdP),

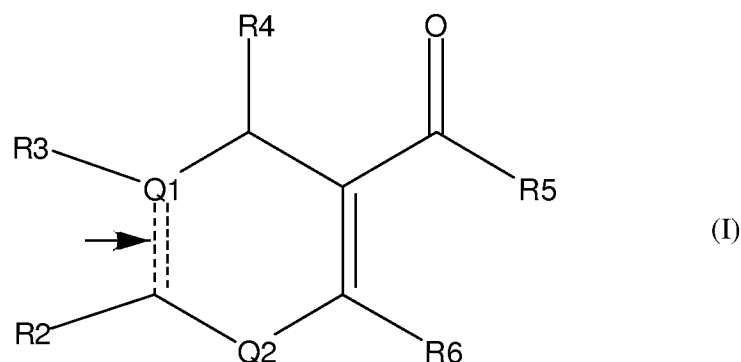
NOMENCLATURE

[0073] Names of compounds of the present invention are provided using ChemDraw Ultra v. 10.0 (CambridgeSoft, Cambridge, MA). Other compounds or radicals may be named with common names, or systematic or non-systematic names. The naming and numbering of the compounds of the invention is illustrated with a representative compound of Formula I



which is named ethyl 5-oxo-2-propyl-4-(thiophen-3-yl)-1,4,5,6,7,8-hexahydroquinoline-3-carboxylate.

[0074] Accordingly, in typical embodiments the present invention provides novel substituted heterocyclic compounds that function as late sodium channel blockers. In typical embodiments the invention relates to compounds of Formula (I):



wherein:

Q1 is carbon or nitrogen,

Q2 is oxygen or R1-N<, where R1 is hydrogen or optionally substituted lower alkyl;

the double dotted line indicated by the arrow is a single bond or a double bond;

R2 is hydrogen, optionally substituted lower alkyl, optionally substituted alkyl, optionally substituted alkenyl, optionally substituted alkynyl, optionally substituted cycloalkyl, optionally substituted heterocyclyl, optionally substituted aryl, optionally substituted heteroaryl, or -NR₂₁R₂₂, where R₂₁ and R₂₂ are independently hydrogen, lower alkyl, optionally substituted alkyl, optionally substituted alkenyl, optionally substituted alkynyl;

R3 is hydrogen, lower alkyl, optionally substituted alkyl, optionally substituted alkenyl, optionally substituted alkynyl, optionally substituted cycloalkyl, optionally substituted heterocyclyl, optionally substituted aryl, optionally substituted heteroaryl, cyano, -C(O)-R₃₁, or -C(O)-O-R₃₁, where R₃₁ is hydrogen, lower alkyl, optionally substituted alkyl, optionally substituted alkenyl, optionally substituted alkynyl, optionally substituted cycloalkyl, optionally substituted heterocyclyl, optionally substituted aryl, or optionally substituted heteroaryl;

or R2 and R3 taken together with Q1 and the carbon to which R2 is attached form a 5 or 6 membered heterocyclyl, heteroaryl, cycloalkyl, or a saturated or unsaturated carbocyclic moiety, all of which are optionally substituted, for example by halo, optionally substituted lower alkyl, optionally substituted alkyl, optionally substituted alkenyl, optionally substituted alkynyl,

optionally substituted alkoxy, optionally substituted cycloalkyl, optionally substituted aryl;

R4 is optionally substituted alkyl, optionally substituted alkenyl, optionally substituted alkynyl, optionally substituted cycloalkyl, optionally substituted heterocyclyl, optionally substituted aryl, or optionally substituted heteroaryl, provided that any substituent of R4 may itself be optionally substituted, for example by halo, optionally substituted lower alkyl, optionally substituted alkyl, optionally substituted alkenyl, optionally substituted alkynyl, optionally substituted alkoxy, optionally substituted cycloalkyl, optionally substituted aryl;

R5 is optionally substituted alkyl, optionally substituted alkenyl, optionally substituted alkynyl, optionally substituted cycloalkyl, optionally substituted heterocyclyl, optionally substituted aryl, optionally substituted heteroaryl, -O-R51, or -NR52R53, where R51 is optionally substituted alkyl, optionally substituted alkenyl, optionally substituted alkynyl, optionally substituted cycloalkyl, optionally substituted heterocyclyl, optionally substituted aryl, optionally substituted heteroaryl, where R52 and R53 are each independently hydrogen, lower alkyl, optionally substituted alkyl, optionally substituted alkenyl, optionally substituted alkynyl, optionally substituted cycloalkyl, optionally substituted heterocyclyl, optionally substituted aryl, optionally substituted heteroaryl, or R52 and R53 taken together with the nitrogen to which they are both directly attached form 5 or 6 membered heterocyclyl or heteroaryl moiety, which is optionally substituted by halo, optionally substituted alkyl, optionally substituted alkenyl, optionally substituted alkynyl, optionally substituted alkoxy, optionally substituted cycloalkyl, optionally substituted heterocyclyl, optionally substituted aryl, or optionally substituted heteroaryl;

R6 is hydrogen, lower alkyl, optionally substituted alkyl, optionally substituted alkenyl, optionally substituted alkynyl, optionally substituted cycloalkyl, optionally substituted heterocyclyl, optionally substituted aryl, or optionally substituted heteroaryl, -NR61R62, where R61 and R62 are independently hydrogen, lower alkyl, optionally substituted alkyl, optionally substituted alkenyl, optionally substituted alkynyl;

or R5 and R6 taken together with the carbons to which R5 and R6 are directly attached and the carbon directly attached to both of the carbons to which R5 and R6 are directly attached form a 5 or 6 membered heterocyclyl, heteroaryl, cycloalkyl, or a saturated or unsaturated carbocyclic moiety, all of which are optionally substituted by halo, optionally substituted lower alkyl, optionally substituted alkyl, optionally substituted alkenyl, optionally substituted alkynyl, optionally substituted alkoxy, optionally substituted cycloalkyl, optionally substituted aryl, optionally substituted heterocyclyl, optionally substituted aryl, or optionally substituted heteroaryl.

[0075] In certain embodiments R2 is hydrogen, lower alkyl, optionally substituted alkyl, optionally substituted alkenyl, optionally substituted alkynyl, optionally substituted cycloalkyl, optionally substituted heterocyclyl, optionally substituted aryl, optionally substituted heteroaryl, or -NR₂₁R₂₂, where R₂₁ and R₂₂ are independently hydrogen, lower alkyl, optionally substituted alkyl, optionally substituted alkenyl, or optionally substituted alkynyl.

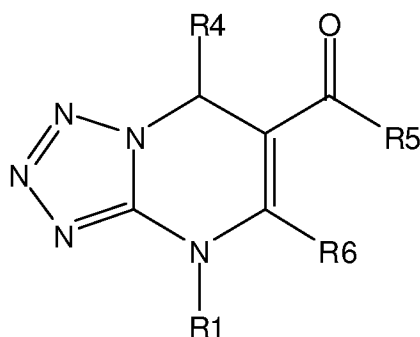
[0076] In some embodiments R2 is optionally substituted lower alkyl or -NR₂₁R₂₂, where R₂₁ and R₂₂ are independently hydrogen, optionally substituted lower alkyl, or optionally substituted alkyl. In particular embodiments R2 is amino, substituted amino, methyl, ethyl, 1-propyl, 2-propyl, or (2-aminoethoxy)methyl.

[0077] In certain embodiments R3 is hydrogen, lower alkyl, optionally substituted alkyl, optionally substituted alkenyl, optionally substituted alkynyl, optionally substituted cycloalkyl, optionally substituted heterocyclyl, optionally substituted aryl, optionally substituted heteroaryl, cyano, -C(O)-R₃₁, or -C(O)-O-R₃₁, where R₃₁ is hydrogen, lower alkyl, optionally substituted alkyl, optionally substituted alkenyl, optionally substituted alkynyl, optionally substituted cycloalkyl, optionally substituted heterocyclyl, optionally substituted aryl, optionally substituted aralkyl, or optionally substituted heteroaryl.

[0078] In some embodiments, R3 is optionally substituted lower alkyl, optionally substituted alkyl, optionally substituted aryl, optionally substituted heteroaryl, cyano, -C(O)-R₃₁, or -C(O)-O-R₃₁, where R₃₁ is hydrogen, optionally substituted lower alkyl,

optionally substituted alkyl, optionally substituted alkenyl, optionally substituted cycloalkyl, optionally substituted heterocyclyl, optionally substituted aryl, optionally substituted aralkyl, or optionally substituted heteroaryl. In particular embodiments R3 is optionally substituted lower alkyl, cyano, -C(O)-R31, or -C(O)-O-R31, where R31 is optionally substituted lower alkyl, methyl, ethyl, 1-propyl, 2-propyl, 2-methoxyethyl, benzyl, substituted benzyl, or 3,4-dimethoxybenzyl.

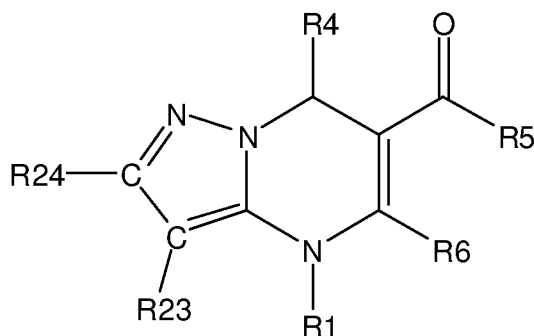
[0079] In certain embodiments R2 and R3 taken together with Q1 and the carbon to which R2 is attached form a 5 or 6 membered heterocyclyl, heteroaryl, cycloalkyl, or an aromatic or non-aromatic carbocyclic moiety, all of which are optionally substituted by halo, cyano, optionally substituted lower alkyl, optionally substituted alkyl, optionally substituted alkenyl, optionally substituted alkynyl, optionally substituted alkoxy, optionally substituted cycloalkyl, optionally substituted aryl, optionally substituted heteroaryl, or optionally substituted heterocyclyl. In certain such embodiments R2 and R3 taken together with Q1 and the carbon to which R2 is directly attached form a tetrazole ring; such embodiments may be represented by the Formula (II):



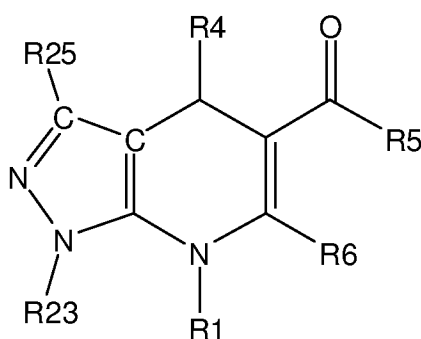
Formula (II)

wherein R1, R4, R5, and R6 are as described above with relation to Formula (I).

[0080] In certain embodiments R2 and R3 taken together with Q1 and the carbon to which R2 is directly attached form a pyrazole ring; some such embodiments may be represented by the Formula (III) or Formula (IV):



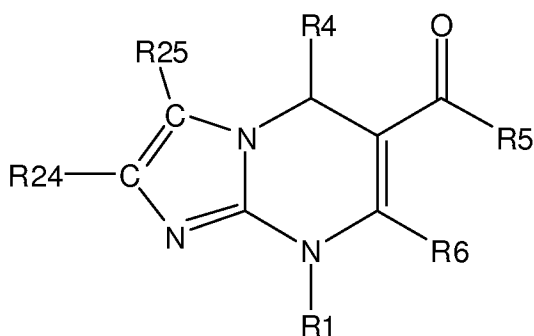
Formula (III)



Formula (IV)

wherein R1, R4, R5, and R6 are as described above with relation to Formula (I), and R23, R24 (if present), and R25 (if present) are each independently hydrogen, cyano, halo, optionally substituted lower alkyl, optionally substituted alkyl, optionally substituted alkenyl, optionally substituted alkynyl, optionally substituted alkoxy, optionally substituted cycloalkyl, optionally substituted aryl, optionally substituted aralkyl, optionally substituted heteroaryl, or optionally substituted heterocyclyl. In particular embodiments R23, R24, and R25 are each independently methyl, ethyl, 1-propyl, 2-propyl, cyano, optionally substituted thiophenyl, optionally substituted furanyl, or optionally substituted phenyl (e.g. methylphenyl), or R23 and R24 taken together with the carbon atoms to which they are attached form an optionally substituted phenyl ring, an optionally substituted carbocyclic ring, or an optionally substituted heteroaryl ring.

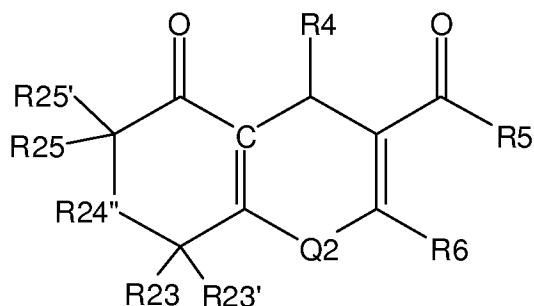
[0081] In certain embodiments R2 and R3 taken together with Q1 and the carbon to which R2 is directly attached form an imidazole ring; some such embodiments may be represented by the Formula (V):



Formula (V)

wherein R1, R4, R5, and R6 are as described above with relation to Formula (I), and R24 and R25 are each independently hydrogen, cyano, halo, optionally substituted lower alkyl, optionally substituted alkyl, optionally substituted alkenyl, optionally substituted alkynyl, optionally substituted alkoxy, optionally substituted cycloalkyl, optionally substituted aryl, optionally substituted aralkyl, optionally substituted heteroaryl, or optionally substituted heterocyclyl. In particular embodiments R24 and R25 are each independently methyl, ethyl, 1-propyl, 2-propyl, cyano, optionally substituted thiophenyl, optionally substituted furanyl, or optionally substituted phenyl (e.g. methylphenyl), or R24 and R25 taken together with the carbon atoms to which they are attached form an optionally substituted phenyl ring, an optionally substituted carbocyclic ring, or an optionally substituted heteroaryl ring.

[0082] In certain embodiments R2 and R3 taken together with Q1 and the carbon to which R2 is directly attached form a five or six membered carbocyclic ring; some such embodiments may be represented by the Formula (VI):



Formula (VI)

wherein Q2, R4, R5, and R6 are as described above with relation to Formula (I); R24'' is a covalent bond connecting the two carbons to which R24'' is attached or is -CR24R24'-; R23, R24 (if present), and R25 are each independently hydrogen, optionally substituted lower alkyl, optionally substituted alkoxy, optionally substituted

aryl, optionally substituted aralkyl, optionally substituted heteroaryl, or optionally substituted heterocyclyl; and R23', R24' (if present), and R25' are each independently hydrogen or optionally substituted lower alkyl. In particular embodiments, R24'' is a covalent bond connecting the two carbons to which R24'' is attached or is -CR24R24'-; R23, R24 (if present), and R25 are each independently hydrogen, methyl, ethyl, optionally substituted phenyl, optionally substituted thiophenyl, optionally substituted furanyl; and R23', R24' (if present), and R25' are each independently hydrogen, methyl, or ethyl.

[0083] In certain embodiments R4 is optionally substituted alkyl, optionally substituted alkenyl, optionally substituted alkynyl, optionally substituted cycloalkyl, optionally substituted heterocyclyl, optionally substituted aryl, or optionally substituted heteroaryl. In certain embodiments R4 is aryl substituted with one or more groups selected from aryl, lower alkyl, alkyl, heteroaryl, halo, heterocyclyl, amino, and carboxyl, wherein said one or more groups are optionally substituted with alkyl, aryl, heteroaryl, heterocyclyl, halo, or carboxyl. In particular embodiments R4 is optionally substituted phenyl, optionally substituted biphenyl, optionally substituted naphthalenyl, optionally substituted anthracenyl, optionally substituted thiophenyl, optionally substituted furanyl, optionally substituted benzofuranyl, optionally substituted benzothiophenyl, optionally substituted quinolinyl, optionally substituted pyrazinyl, or optionally substituted pyridinyl.

[0084] In certain embodiments R5 is optionally substituted alkyl, optionally substituted alkenyl, optionally substituted alkynyl, optionally substituted cycloalkyl, optionally substituted heterocyclyl, optionally substituted aryl, optionally substituted heteroaryl, -O-R51, or -NR52R53, where R51 is optionally substituted alkyl, optionally substituted alkenyl, optionally substituted alkynyl, optionally substituted cycloalkyl, optionally substituted heterocyclyl, optionally substituted aryl, optionally substituted heteroaryl, where R52 and R53 are each independently hydrogen, lower alkyl, optionally substituted alkyl, optionally substituted alkenyl, optionally substituted alkynyl, optionally substituted cycloalkyl, optionally substituted heterocyclyl, optionally substituted aryl, optionally substituted heteroaryl, or R52 and R53 taken together with the nitrogen to which they are both directly attached form 5 or 6

membered heterocyclyl or heteroaryl moiety, which is optionally substituted by halo, optionally substituted alkyl, optionally substituted alkenyl, optionally substituted alkynyl, optionally substituted alkoxy, optionally substituted cycloalkyl, optionally substituted heterocyclyl, optionally substituted aryl, or optionally substituted heteroaryl.

[0085] In particular embodiments, R5 is -O-R51, wherein R51 is optionally substituted lower alkyl, optionally substituted alkyl, optionally substituted benzyl, optionally substituted biphenyl, optionally substituted diphenylmethyl, methyl, ethyl, 1-propyl, 2-propyl. In particular embodiments, R5 is -NR52R53, where R52 and R53 are each independently hydrogen, lower alkyl, optionally substituted alkyl, optionally substituted cycloalkyl, optionally substituted aryl, optionally substituted benzyl, or R52 and R53 taken together with the nitrogen to which they are both directly attached form 5 or 6 membered heterocyclyl or heteroaryl moiety, which is optionally substituted by halo, alkyl, alkenyl, alkynyl, alkoxy, aryl, or cycloalkyl (each of which may be optionally substituted).

[0086] In certain embodiments, R6 is hydrogen, lower alkyl, optionally substituted alkyl, optionally substituted alkenyl, optionally substituted alkynyl, optionally substituted cycloalkyl, optionally substituted heterocyclyl, optionally substituted aryl, or optionally substituted heteroaryl, -NR61R62, where R61 and R62 are independently hydrogen, lower alkyl, optionally substituted alkyl, optionally substituted alkenyl, or optionally substituted alkynyl. In particular embodiments, R6 is methyl, trifluoromethyl, ethyl, 1-propyl, 2-propyl, n-butyl, sec-butyl, tert-butyl, 2-hydroxyethyl, 3-methoxyethyl, or (2-amino)ethoxymethyl.

[0087] In certain embodiments, R5 and R6 taken together with the carbons to which R5 and R6 are directly attached and the carbon directly attached to both of the carbons to which R5 and R6 are directly attached form a 5 or 6 membered heterocyclyl, heteroaryl, cycloalkyl, or a saturated or unsaturated carbocyclic moiety, all of which are optionally substituted by halo, optionally substituted lower alkyl, optionally substituted alkyl, optionally substituted alkenyl, optionally substituted alkynyl, optionally substituted alkoxy, optionally substituted cycloalkyl, optionally substituted aryl, optionally substituted heterocyclyl, or optionally substituted heteroaryl.

[0088] In particular embodiments, R5 and R6 taken together form a bridging group having the structure: -R54-R55-R56-R63-, where:

R54 is bound directly to the carbonyl carbon of Formula (I) and is -O-, -NR54'-, or -CR54'R54''-, where R54' and R54'' are independently hydrogen, lower alkyl, or optionally substituted alkyl, optionally substituted alkenyl, optionally substituted alkynyl, optionally substituted alkoxy, optionally substituted cycloalkyl, or optionally substituted aryl.

R55 taken together with R56 is a covalent bond connecting R54 to R63, or

R55 is a covalent bond connecting R54 to R56 or is -CR55'R55''-, where R55' and R55'' are independently hydrogen, lower alkyl, or optionally substituted alkyl, optionally substituted alkenyl, optionally substituted alkynyl, optionally substituted alkoxy, optionally substituted cycloalkyl, or optionally substituted aryl; and

R56 is -CR56'R56''- where R56' and R56'' are independently hydrogen, lower alkyl, or optionally substituted alkyl, optionally substituted alkenyl, optionally substituted alkynyl, optionally substituted alkoxy, optionally substituted cycloalkyl, or optionally substituted aryl.

R63 is -CR63'R63'' where R63' and R63'' are independently hydrogen, lower alkyl, or optionally substituted alkyl, optionally substituted alkenyl, optionally substituted alkynyl, optionally substituted alkoxy, optionally substituted cycloalkyl, or optionally substituted aryl.

[0089] In particular embodiments, R5 and R6 taken together form a bridging group having the structure: -N(R57)(R57')-C(O)-N(R64)(R64'), where R57, R57', R64, and R64' are independently hydrogen, lower alkyl, or optionally substituted alkyl, optionally substituted alkenyl, optionally substituted alkynyl, optionally substituted alkoxy, optionally substituted cycloalkyl, or optionally substituted aryl.

[0090] Where a given group is described herein as being attached to a second group and the site of attachment is not explicit, the given group may be attached at any

available site of the given group to any available site of the second group. For example, a “lower alkyl-substituted phenyl”, where the attachment sites are not explicit, may have any available site of the lower alkyl group attached to any available site of the phenyl group. In this regard, an “available site” is a site of the group at which a hydrogen of the group may be replaced with a substituent.

[0091] In typical embodiments, the compounds provided by the present invention are effective in the treatment of conditions known to respond to administration of late sodium channel blockers, including cardiovascular diseases such as atrial and ventricular arrhythmias, Prinzmetal’s (variant) angina, stable angina, unstable angina, ischemia and reperfusion injury in cardiac, kidney, liver and the brain, exercise induced angina, congestive heart disease, and myocardial infarction. In some embodiments, compounds provided by the present invention which function as late sodium channel blockers may be used in the treatment of diseases affecting the neuromuscular system resulting in pain, seizures, or paralysis, or in the treatment of diabetes and disease states related to diabetes, such as diabetic peripheral neuropathy.

[0092] Certain compounds of the invention may also possess a sufficient activity in modulating neuronal sodium channels and may have appropriate pharmacokinetic properties such that they may active with regard to the central and/or peripheral nervous system. Consequently, some compounds of the invention may also be of use in the treatment of pain of neuropathic origin.

[0093] In typical embodiments, the present invention is intended to encompass the compounds disclosed herein, and the pharmaceutically acceptable salts, pharmaceutically acceptable esters, tautomeric forms, polymorphs, and prodrugs of such compounds. In some embodiments, the present invention includes a pharmaceutically acceptable addition salt, a pharmaceutically acceptable ester, a hydrate of an addition salt, a tautomeric form, a polymorph, an enantiomer, a mixture of enantiomers, a stereoisomer or mixture of stereoisomers (pure or as a racemic or non-racemic mixture) of a compound described herein, e.g. a compound of Formulae (I), (II), (III), (IV), (V), (VI), further e.g. a compound listed in Table 1, below.

Pharmaceutical Compositions

[0094] Compounds provided in accordance with the present invention are usually administered in the form of pharmaceutical compositions. This invention therefore provides pharmaceutical compositions that contain, as the active ingredient, one or more of the compounds described, or a pharmaceutically acceptable salt or ester thereof, and one or more pharmaceutically acceptable excipients, carriers, including inert solid diluents and fillers, diluents, including sterile aqueous solution and various organic solvents, permeation enhancers, solubilizers and adjuvants. The pharmaceutical compositions may be administered alone or in combination with other therapeutic agents. Such compositions are prepared in a manner well known in the pharmaceutical art (see, e.g., Remington's Pharmaceutical Sciences, Mace Publishing Co., Philadelphia, PA 17th Ed. (1985); and Modern Pharmaceutics, Marcel Dekker, Inc. 3rd Ed. (G.S. Banker & C.T. Rhodes, Eds.))

[0095] The pharmaceutical compositions may be administered in either single or multiple doses by any of the accepted modes of administration of agents having similar utilities, for example as described in those patents and patent applications incorporated by reference, including rectal, buccal, intranasal and transdermal routes, by intra-arterial injection, intravenously, intraperitoneally, parenterally, intramuscularly, subcutaneously, orally, topically, as an inhalant, or via an impregnated or coated device such as a stent, for example, or an artery-inserted cylindrical polymer.

[0096] One mode for administration is parenteral, particularly by injection. The forms in which the novel compositions of the present invention may be incorporated for administration by injection include aqueous or oil suspensions, or emulsions, with sesame oil, corn oil, cottonseed oil, or peanut oil, as well as elixirs, mannitol, dextrose, or a sterile aqueous solution, and similar pharmaceutical vehicles. Aqueous solutions in saline are also conventionally used for injection, but less preferred in the context of the present invention. Ethanol, glycerol, propylene glycol, liquid polyethylene glycol, and the like (and suitable mixtures thereof), cyclodextrin derivatives, and vegetable oils may also be employed. The proper fluidity can be maintained, for example, by the use of a coating, such as lecithin, by the maintenance of the required particle size in the case of dispersion and by the use of surfactants. The prevention of the action of microorganisms can be brought about by various antibacterial and antifungal agents, for example, parabens, chlorobutanol, phenol, sorbic acid, thimerosal, and the like.

[0097] Sterile injectable solutions are prepared by incorporating a compound according to the present invention in the required amount in the appropriate solvent with various other ingredients as enumerated above, as required, followed by filtered sterilization. Generally, dispersions are prepared by incorporating the various sterilized active ingredients into a sterile vehicle which contains the basic dispersion medium and the required other ingredients from those enumerated above. In the case of sterile powders for the preparation of sterile injectable solutions, the preferred methods of preparation are vacuum-drying and freeze-drying techniques which yield a powder of the active ingredient plus any additional desired ingredient from a previously sterile-filtered solution thereof.

[0098] Oral administration is another route for administration of compounds in accordance with the invention. Administration may be via capsule or enteric coated tablets, or the like. In making the pharmaceutical compositions that include at least one compound described herein, the active ingredient is usually diluted by an excipient and/or enclosed within such a carrier that can be in the form of a capsule, sachet, paper or other container. When the excipient serves as a diluent, it can be in the form of a solid, semi-solid, or liquid material (as above), which acts as a vehicle, carrier or medium for the active ingredient. Thus, the compositions can be in the form of tablets, pills, powders, lozenges, sachets, cachets, elixirs, suspensions, emulsions, solutions, syrups, aerosols (as a solid or in a liquid medium), ointments containing, for example, up to 10% by weight of the active compound, soft and hard gelatin capsules, sterile injectable solutions, and sterile packaged powders.

[0099] Some examples of suitable excipients include lactose, dextrose, sucrose, sorbitol, mannitol, starches, gum acacia, calcium phosphate, alginates, tragacanth, gelatin, calcium silicate, microcrystalline cellulose, polyvinylpyrrolidone, cellulose, sterile water, syrup, and methyl cellulose. The formulations can additionally include: lubricating agents such as talc, magnesium stearate, and mineral oil; wetting agents; emulsifying and suspending agents; preserving agents such as methyl and propylhydroxy-benzoates; sweetening agents; and flavoring agents.

[0100] The compositions of the invention can be formulated so as to provide quick, sustained or delayed release of the active ingredient after administration to the patient by employing procedures known in the art. Controlled release drug delivery systems for oral administration include osmotic pump systems and dissolutional systems

containing polymer-coated reservoirs or drug-polymer matrix formulations. Examples of controlled release systems are given in U.S. Patent Nos. 3,845,770; 4,326,525; 4,902,514; and 5,616,345. Another formulation for use in the methods of the present invention employs transdermal delivery devices ("patches"). Such transdermal patches may be used to provide continuous or discontinuous infusion of the compounds of the present invention in controlled amounts. The construction and use of transdermal patches for the delivery of pharmaceutical agents is well known in the art. See, e.g., U.S. Patent Nos. 5,023,252, 4,992,445 and 5,001,139. Such patches may be constructed for continuous, pulsatile, or on demand delivery of pharmaceutical agents.

[0101] The compositions are preferably formulated in a unit dosage form. The term "unit dosage forms" refers to physically discrete units suitable as unitary dosages for human subjects and other mammals, each unit containing a predetermined quantity of active material calculated to produce the desired therapeutic effect, in association with a suitable pharmaceutical excipient (e.g., a tablet, capsule, ampoule). The compounds are generally administered in a pharmaceutically effective amount. Preferably, for oral administration, each dosage unit contains from 1 mg to 2 g of a compound described herein, and for parenteral administration, preferably from 0.1 to 700 mg of a compound described herein. It will be understood, however, that the amount of the compound actually administered usually will be determined by a physician, in the light of the relevant circumstances, including the condition to be treated, the chosen route of administration, the actual compound administered and its relative activity, the age, weight, and response of the individual patient, the severity of the patient's symptoms, and the like.

[0102] For preparing solid compositions such as tablets, the principal active ingredient is mixed with a pharmaceutical excipient to form a solid preformulation composition containing a homogeneous mixture of a compound of the present invention. When referring to these preformulation compositions as homogeneous, it is meant that the active ingredient is dispersed evenly throughout the composition so that the composition may be readily subdivided into equally effective unit dosage forms such as tablets, pills and capsules.

[0103] The tablets or pills of the present invention may be coated or otherwise compounded to provide a dosage form affording the advantage of prolonged action, or to protect from the acid conditions of the stomach. For example, the tablet or pill can

comprise an inner dosage and an outer dosage component, the latter being in the form of an envelope over the former. The two components can be separated by an enteric layer that serves to resist disintegration in the stomach and permit the inner component to pass intact into the duodenum or to be delayed in release. A variety of materials can be used for such enteric layers or coatings, such materials including a number of polymeric acids and mixtures of polymeric acids with such materials as shellac, cetyl alcohol, and cellulose acetate.

[0104] Compositions for inhalation or insufflation include solutions and suspensions in pharmaceutically acceptable, aqueous or organic solvents, or mixtures thereof, and powders. The liquid or solid compositions may contain suitable pharmaceutically acceptable excipients as described supra. Preferably, the compositions are administered by the oral or nasal respiratory route for local or systemic effect. Compositions in preferably pharmaceutically acceptable solvents may be nebulized by use of inert gases. Nebulized solutions may be inhaled directly from the nebulizing device or the nebulizing device may be attached to a facemask tent, or intermittent positive pressure breathing machine. Solution, suspension, or powder compositions may be administered, preferably orally or nasally, from devices that deliver the formulation in an appropriate manner.

[0105] The following examples are included to demonstrate preferred embodiments of the invention. It should be appreciated by those of skill in the art that the techniques disclosed in the examples which follow represent techniques discovered by the inventor to function well in the practice of the invention, and thus can be considered to constitute preferred modes for its practice. However, those of skill in the art should, in light of the present disclosure, appreciate that many changes can be made in the specific embodiments which are disclosed and still obtain a like or similar result without departing from the spirit and scope of the invention.

SYNTHETIC REACTION PARAMETERS

[0106] The terms “solvent,” “inert organic solvent” or “inert solvent” refer to a solvent inert under the conditions of the reaction being described in conjunction therewith (including, for example, benzene, toluene, acetonitrile, tetrahydrofuran (“THF”), dimethylformamide (“DMF”), chloroform, methylene chloride (or dichloromethane),

diethyl ether, methanol, pyridine and the like). Unless specified to the contrary, the solvents used in the reactions of the present invention are inert organic solvents, and the reactions are carried out under an inert gas, preferably nitrogen.

[0107] The term "q.s." means adding a quantity sufficient to achieve a stated function, e.g., to bring a solution to the desired volume (i.e., 100%).

SYNTHESIS OF EXAMPLE COMPOUNDS

[0108] The compounds of the invention may be prepared using methods disclosed herein and routine modifications thereof which will be apparent given the disclosure herein and methods well known in the art. Conventional and well-known synthetic methods may be used in addition to the teachings herein. The synthesis of typical compounds described herein, e.g. compounds having structures described by one or more of Formulae (I) - (VI), may be accomplished as described in the following examples. If available, reagents may be purchased commercially, e.g. from Sigma Aldrich or other chemical suppliers.

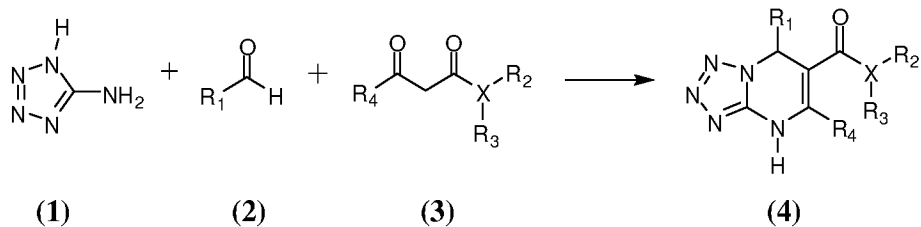
GENERAL SYNTHESSES:

[0109] Typical embodiments of compounds in accordance with the present invention may be synthesized using the general reaction schemes described below. It will be apparent given the description herein that the general schemes may be altered by substitution of the starting materials with other materials having similar structures to result in products that are correspondingly different. Descriptions of syntheses follow to provide numerous examples of how the starting materials may vary to provide corresponding products. Given a desired product for which the substituent groups (e.g. R1, R2, R3, R4, R5 and/or R6) are defined, the necessary starting materials generally may be determined by inspection. Starting materials are typically obtained from commercial sources or synthesized using published methods. Note that in the following examples, general syntheses may be shown using groups denoted with subscripts (e.g. R₁, R₂, R₃, etc.) These are distinguished from the groups described herein that do not have subscripts (e.g. R1, R2, R3 etc.). In the syntheses generally described herein, the groups denoted with subscripts are used to describe the general form of the reaction. For synthesizing compounds which are embodiments of the present invention, inspection of the structure of the compound to be synthesized will

provide the identity of each substituent group. The identity of the final product will generally render apparent the identity of the necessary starting materials by a simple process of inspection, given the examples herein.

EXAMPLE 1

Example 1A: General method for synthesis of compounds of Formula (II)

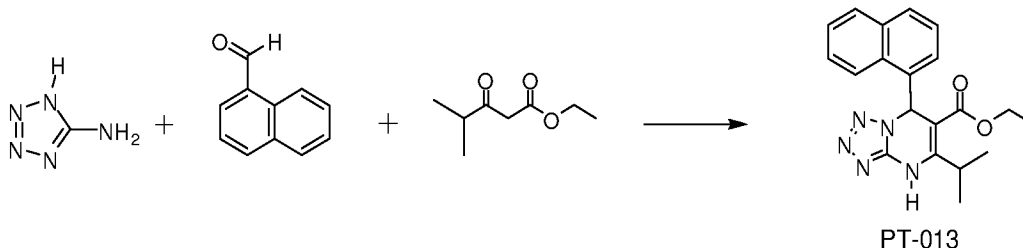


[0110] Referring to the above reaction, 5-aminotetrazole (1) is reacted with an aldehyde (2) and a beta-keto compound (3) to give the product (4), which is a compound of Formula (II). Given a desired product (4) for which the substituent groups R_1 , $X(R_2)(R_3)$, and R_4 are defined, the necessary starting materials (2) and (3) may be determined by inspection. As used herein, a “beta-keto compound” is a compound that has a structure which includes a first carbonyl group and a second carbonyl group that is beta to the first carbonyl; the first carbonyl is typically part of an ester or amide group. In some cases of the beta-keto compound (3), X is a nitrogen and R_2 and R_3 may be substituents (such as are described elsewhere herein) bound to the nitrogen, such that the beta-keto compound (3) is a beta-keto amide. In certain other cases, X taken together with R_3 is an oxygen and R_2 may be a substituent (such as described elsewhere herein) bound to the oxygen, such that the beta-keto compound (3) is a beta-keto ester.

[0111] To a solution of 5-aminotetrazole (1) (10.0 mmole) and triethylamine (1.8 mmole) in hot ethanol (20 ml) was added the aldehyde (2) (10.0 mmole) followed by the beta-keto compound (3) (10.0 mmole). The mixture was heated at reflux for 15h. A precipitate was usually observed and upon cooling the mixture to room temperature, it was filtered and washed with ethanol then ethyl ether to provide the desired product as a white powder. Yields typically were in the range of between 5-90% depending upon substituents of the aldehyde (2) and the beta-keto compound (3).

Example 1B: Preparation of a compound of Formula (II) in which R4 is naphthyl, R5 is ethoxy, and R6 is 2-propyl

[0112] Synthesis of ethyl 5-isopropyl-7-(naphthalen-1-yl)-4,7-dihydro-1H-tetrazolo[1,5-a]pyrimidine-6-carboxylate (PT-013):



[0113] The 5-aminotetrazole (850 mg; 10.0 mmole) is dissolved in hot ethanol (25 ml) with triethylamine (1.8 mmole; 0.25 ml). When all solids are dissolved (about ten minutes of heating at 82°C), 1-naphthaldehyde (1.36 ml; 10.0 mmole) is added followed by ethyl isopropylacetoacetate (1.60 ml; 10.0 mmole). The clear solution is maintained at reflux for 15 h. The ethanol is removed *in vacuo* and the residue is dissolved in ethyl acetate. The ethyl acetate phase is added to a separatory funnel and subsequently washed with 1M HCl, water, then brine. The organic phase is dried over MgSO₄ and filtered. The organic phase is reduced in volume *in vacuo* to get an oil. A 1:1 mixture of ethyl acetate and hexanes was added to the viscous oil and stirred with a spatula to provide a precipitate. The solid was filtered to provide the product (0.700g, 19%) as a white powder. ¹H NMR (400 MHz; CDCl₃) δ 11.0 (bs, 1H); 7.88 (d, 1H, J = 8.2 Hz); 7.82 (d, 1H, J = 8.2 Hz); 7.70-7.36 (m, 5H); 4.5 (m, 1H); 3.92-3.80 (m, 2H); 1.55 (d, 3H, J = 6.7 Hz); 1.40 (d, 3H, J = 7.0 Hz); 0.74 (at, 3H, J = 7.0 Hz). LC MS shows MH⁺ at 364 and 2MH⁺ at 727.

Example 1C: Preparation of a compound of Formula (II) varying R4, R5, R6

[0114] Similarly, by essentially following the procedures set out in Examples 1A and 1B above, but replacing the aldehyde (2) with other aldehydes of general formula R₁-C(O)H and/or replacing the beta-keto compound (3) with other beta-keto compounds having the necessary substituents to result in the indicated products, the following compounds of Formula (II) were prepared:

Table 1:

ID	Name of Compound
(PT- <i>nnn</i>)	
PT-001	1,2,3,4-tetrahydronaphthalen-1-yl 5-methyl-7-(naphthalen-1-yl)-4,7-dihydro-tetrazolo[1,5-a]pyrimidine-6-carboxylate
PT-002	cyclopropyl(phenyl)methyl 5-methyl-7-(naphthalen-1-yl)-4,7-dihydro-tetrazolo[1,5-a]pyrimidine-6-carboxylate
PT-003	4-phenoxybenzyl 5-methyl-7-(naphthalen-1-yl)-4,7-dihydro-tetrazolo[1,5-a]pyrimidine-6-carboxylate
PT-004	biphenyl-4-ylmethyl 5-methyl-7-(naphthalen-1-yl)-4,7-dihydro-tetrazolo[1,5-a]pyrimidine-6-carboxylate
PT-005	biphenyl-2-ylmethyl 5-methyl-7-(naphthalen-1-yl)-4,7-dihydro-tetrazolo[1,5-a]pyrimidine-6-carboxylate
PT-006	biphenyl-3-ylmethyl 5-methyl-7-(naphthalen-1-yl)-4,7-dihydro-tetrazolo[1,5-a]pyrimidine-6-carboxylate
PT-007	bis(4-fluorophenyl)methyl 5-methyl-7-(naphthalen-1-yl)-4,7-dihydro-tetrazolo[1,5-a]pyrimidine-6-carboxylate
PT-008	ethyl 5-methyl-7-(naphthalen-2-yl)-4,7-dihydro-tetrazolo[1,5-a]pyrimidine-6-carboxylate
PT-009	ethyl 7-(naphthalen-1-yl)-5-(trifluoromethyl)-4,7-dihydro-tetrazolo[1,5-a]pyrimidine-6-carboxylate
PT-010	ethyl 5-ethyl-7-(naphthalen-1-yl)-4,7-dihydro-tetrazolo[1,5-a]pyrimidine-6-carboxylate
PT-011	ethyl 5-ethyl-7-(naphthalen-2-yl)-4,7-dihydro-tetrazolo[1,5-a]pyrimidine-6-carboxylate
PT-012	ethyl 5-isopropyl-7-(naphthalen-2-yl)-4,7-dihydro-tetrazolo[1,5-a]pyrimidine-6-carboxylate
PT-013	ethyl 5-isopropyl-7-(naphthalen-1-yl)-4,7-dihydro-tetrazolo[1,5-a]pyrimidine-6-carboxylate
PT-014	2,2,2-trifluoroethyl 5-methyl-7-(naphthalen-1-yl)-4,7-dihydro-tetrazolo[1,5-a]pyrimidine-6-carboxylate
PT-016	ethyl 7-(thiophen-2-yl)-5-(trifluoromethyl)-4,7-dihydro-tetrazolo[1,5-a]pyrimidine-6-carboxylate
PT-017	ethyl 7-(benzo[b]thiophen-3-yl)-5-methyl-4,7-dihydro-tetrazolo[1,5-a]pyrimidine-6-carboxylate
PT-018	ethyl 5-methyl-7-(3-methylbenzo[b]thiophen-2-yl)-4,7-dihydro-tetrazolo[1,5-a]pyrimidine-6-carboxylate
PT-019	ethyl 7-(benzofuran-2-yl)-5-methyl-4,7-dihydro-tetrazolo[1,5-a]pyrimidine-6-carboxylate
PT-020	isopropyl 5-methyl-7-(naphthalen-2-yl)-4,7-dihydro-tetrazolo[1,5-a]pyrimidine-6-carboxylate
PT-021	isopropyl 5-methyl-7-(naphthalen-1-yl)-4,7-dihydro-tetrazolo[1,5-a]pyrimidine-6-carboxylate
PT-022	tert-butyl 5-methyl-7-(naphthalen-2-yl)-4,7-dihydro-tetrazolo[1,5-a]pyrimidine-6-carboxylate
PT-023	tert-butyl 5-methyl-7-(naphthalen-1-yl)-4,7-dihydro-tetrazolo[1,5-a]pyrimidine-6-carboxylate
PT-024	benzyl 5-methyl-7-(3-phenoxyphenyl)-4,7-dihydro-tetrazolo[1,5-a]pyrimidine-6-carboxylate
PT-025	benzyl 7-(biphenyl-2-yl)-5-methyl-4,7-dihydro-tetrazolo[1,5-a]pyrimidine-6-carboxylate
PT-026	benzyl 7-(biphenyl-3-yl)-5-methyl-4,7-dihydro-tetrazolo[1,5-a]pyrimidine-6-carboxylate

- PT-027 benzyl 5-methyl-7-(naphthalen-1-yl)-4,7-dihydro-tetrazolo[1,5-a]pyrimidine-6-carboxylate
- PT-028 benzyl 5-methyl-7-(naphthalen-2-yl)-4,7-dihydro-tetrazolo[1,5-a]pyrimidine-6-carboxylate
- PT-029 4-iodobenzyl 5-methyl-7-(naphthalen-1-yl)-4,7-dihydro-tetrazolo[1,5-a]pyrimidine-6-carboxylate
- PT-030 benzyl 7-(2-methoxynaphthalen-1-yl)-5-methyl-4,7-dihydro-tetrazolo[1,5-a]pyrimidine-6-carboxylate
- PT-031 benzyl 5-methyl-7-(4-methylnaphthalen-1-yl)-4,7-dihydro-tetrazolo[1,5-a]pyrimidine-6-carboxylate
- PT-032 benzyl 7-(4-(dimethylamino)naphthalen-1-yl)-5-methyl-4,7-dihydro-tetrazolo[1,5-a]pyrimidine-6-carboxylate
- PT-033 benzyl 7-(4,6-dimethoxynaphthalen-1-yl)-5-methyl-4,7-dihydro-tetrazolo[1,5-a]pyrimidine-6-carboxylate
- PT-034 benzyl 7-(benzo[d][1,3]dioxol-4-yl)-5-methyl-4,7-dihydro-tetrazolo[1,5-a]pyrimidine-6-carboxylate
- PT-035 benzyl 7-(2,3-dihydrobenzo[b][1,4]dioxin-6-yl)-5-methyl-4,7-dihydro-tetrazolo[1,5-a]pyrimidine-6-carboxylate
- PT-036 benzyl 7-(2,3-dihydrobenzo[b][1,4]dioxin-5-yl)-5-methyl-4,7-dihydro-tetrazolo[1,5-a]pyrimidine-6-carboxylate
- PT-037 benzyl 5-methyl-7-(quinolin-8-yl)-4,7-dihydro-tetrazolo[1,5-a]pyrimidine-6-carboxylate
- PT-038 benzyl 5-methyl-7-(quinolin-5-yl)-4,7-dihydro-tetrazolo[1,5-a]pyrimidine-6-carboxylate
- PT-039 benzyl 7-(anthracen-9-yl)-5-methyl-4,7-dihydro-tetrazolo[1,5-a]pyrimidine-6-carboxylate
- PT-040 benzyl 5-methyl-7-(thiophen-2-yl)-4,7-dihydro-tetrazolo[1,5-a]pyrimidine-6-carboxylate
- PT-041 benzyl 5-methyl-7-(thiophen-3-yl)-4,7-dihydro-tetrazolo[1,5-a]pyrimidine-6-carboxylate
- PT-042 benzyl 7-(benzo[b]thiophen-3-yl)-5-methyl-4,7-dihydro-tetrazolo[1,5-a]pyrimidine-6-carboxylate
- PT-043 benzyl 7-(benzo[b]thiophen-2-yl)-5-methyl-4,7-dihydro-tetrazolo[1,5-a]pyrimidine-6-carboxylate
- PT-044 benzyl 5-methyl-7-(3-methylbenzo[b]thiophen-2-yl)-4,7-dihydro-tetrazolo[1,5-a]pyrimidine-6-carboxylate
- PT-045 benzyl 7-(benzofuran-2-yl)-5-methyl-4,7-dihydro-tetrazolo[1,5-a]pyrimidine-6-carboxylate
- PT-046 4-cyanobenzyl 5-methyl-7-(naphthalen-1-yl)-4,7-dihydro-tetrazolo[1,5-a]pyrimidine-6-carboxylate
- PT-047 R)-1-phenylethyl 5-methyl-7-(naphthalen-1-yl)-4,7-dihydro-tetrazolo[1,5-a]pyrimidine-6-carboxylate
- PT-048 (S)-1-phenylethyl 5-methyl-7-(naphthalen-1-yl)-4,7-dihydro-tetrazolo[1,5-a]pyrimidine-6-carboxylate
- PT-049 (S)-((S)-1-phenylethyl) 5-methyl-7-(naphthalen-1-yl)-4,7-dihydro-tetrazolo[1,5-a]pyrimidine-6-carboxylate
- PT-050 (R)-((S)-1-phenylethyl) 5-methyl-7-(naphthalen-1-yl)-4,7-dihydro-tetrazolo[1,5-a]pyrimidine-6-carboxylate
- PT-051 4-(trifluoromethyl)benzyl 5-methyl-7-(naphthalen-1-yl)-4,7-dihydro-tetrazolo[1,5-a]pyrimidine-6-carboxylate
- PT-052 4-(trifluoromethoxy)benzyl 5-methyl-7-(naphthalen-1-yl)-4,7-dihydro-tetrazolo[1,5-a]pyrimidine-6-carboxylate
- PT-053 (S)-1-phenylethyl 7-(2-methoxynaphthalen-1-yl)-5-methyl-4,7-dihydro-tetrazolo[1,5-a]pyrimidine-6-carboxylate

- PT-054 (S)-1-phenylethyl 7-(4-(dimethylamino)naphthalen-1-yl)-5-methyl-4,7-dihydro-tetrazolo[1,5-a]pyrimidine-6-carboxylate
- PT-055 (S)-1-phenylethyl 7-(anthracen-9-yl)-5-methyl-4,7-dihydro-tetrazolo[1,5-a]pyrimidine-6-carboxylate
- PT-056 (S)-1-phenylethyl 7-(benzo[b]thiophen-2-yl)-5-methyl-4,7-dihydro-tetrazolo[1,5-a]pyrimidine-6-carboxylate
- PT-057 (S)-1-phenylethyl 7-(benzo[b]thiophen-2-yl)-5-methyl-4,7-dihydro-tetrazolo[1,5-a]pyrimidine-6-carboxylate
- PT-058 (S)-1-phenylethyl 7-(benzofuran-2-yl)-5-methyl-4,7-dihydro-tetrazolo[1,5-a]pyrimidine-6-carboxylate
- PT-059 (S)-1-phenylethyl 7-(benzofuran-2-yl)-5-methyl-4,7-dihydro-tetrazolo[1,5-a]pyrimidine-6-carboxylate
- PT-061 3,4-dimethoxybenzyl 5-methyl-7-(naphthalen-1-yl)-4,7-dihydro-tetrazolo[1,5-a]pyrimidine-6-carboxylate
- PT-062 2,3-dihydro-1H-inden-1-yl 5-methyl-7-(naphthalen-1-yl)-4,7-dihydro-tetrazolo[1,5-a]pyrimidine-6-carboxylate
- PT-063 1-phenylpropyl 5-methyl-7-(naphthalen-1-yl)-4,7-dihydro-tetrazolo[1,5-a]pyrimidine-6-carboxylate
- PT-064 1-phenylpropan-2-yl 5-methyl-7-(naphthalen-1-yl)-4,7-dihydro-tetrazolo[1,5-a]pyrimidine-6-carboxylate
- PT-065 2-phenylpropan-2-yl 5-methyl-7-(naphthalen-1-yl)-4,7-dihydro-tetrazolo[1,5-a]pyrimidine-6-carboxylate
- PT-067 N-benzyl-5-methyl-7-(naphthalen-1-yl)-4,7-dihydro-tetrazolo[1,5-a]pyrimidine-6-carboxamide
- PT-068 N-benzyl-5-methyl-7-(naphthalen-2-yl)-4,7-dihydro-tetrazolo[1,5-a]pyrimidine-6-carboxamide
- PT-069 N'-benzoyl-5-methyl-7-(naphthalen-1-yl)-4,7-dihydro-tetrazolo[1,5-a]pyrimidine-6-carbohydrazide
- PT-071 5-methyl-7-(naphthalen-1-yl)-N-((S)-1-phenylethyl)-4,7-dihydro-tetrazolo[1,5-a]pyrimidine-6-carboxamide
- PT-072 9-(naphthalen-1-yl)-5,6,7,9-tetrahydro-tetrazolo[5,1-b]quinazolin-8(4H)-one
- PT-192 ethyl 5-methyl-7-(naphthalen-1-yl)-4,7-dihydro-tetrazolo[1,5-a]pyrimidine-6-carboxylate
- PT-196 benzyl 5-methyl-7-(quinolin-2-yl)-4,7-dihydro-tetrazolo[1,5-a]pyrimidine-6-carboxylate
- PT-197 benzyl 5-methyl-7-(quinolin-4-yl)-4,7-dihydro-tetrazolo[1,5-a]pyrimidine-6-carboxylate
- PT-201 diethyl 7,7'-(1,4-phenylene)bis(5-methyl-4,7-dihydro-tetrazolo[1,5-a]pyrimidine-6-carboxylate)
- PT-202 diethyl 7,7'-(1,3-phenylene)bis(5-methyl-4,7-dihydro-tetrazolo[1,5-a]pyrimidine-6-carboxylate)
- PT-251 2-(4-(methoxycarbonyl)phenoxy)ethyl 5-methyl-7-(naphthalen-1-yl)-4,7-dihydro-tetrazolo[1,5-a]pyrimidine-6-carboxylate
- PT-255 2-(6-(benzyloxycarbonyl)-5-methyl-4,7-dihydro-tetrazolo[1,5-a]pyrimidin-7-yl)phenylboronic acid
- PT-256 2-(6-(benzyloxycarbonyl)-5-methyl-4,7-dihydro-tetrazolo[1,5-a]pyrimidin-7-yl)thiophen-3-ylboronic acid
- PT-260 2,3-dihydro-1H-inden-2-yl 5-methyl-7-(naphthalen-1-yl)-4,7-dihydro-tetrazolo[1,5-a]pyrimidine-6-carboxylate
- PT-262 2-methoxybenzyl 7-(2,6-dimethylphenyl)-5-methyl-4,7-dihydro-tetrazolo[1,5-a]pyrimidine-6-carboxylate
- PT-264 2-methyl-1-phenylpropan-2-yl 5-methyl-7-(naphthalen-1-yl)-4,7-dihydro-tetrazolo[1,5-a]pyrimidine-6-

- PT-277 3-(6-(benzyloxycarbonyl)-5-methyl-4,7-dihydro-tetrazolo[1,5-a]pyrimidin-7-yl)thiophen-2-ylboronic acid
- PT-278 3-cyanobenzyl 5-methyl-7-(naphthalen-1-yl)-4,7-dihydro-tetrazolo[1,5-a]pyrimidine-6-carboxylate
- PT-279 4-((1H-pyrazol-1-yl)methyl)benzyl 5-methyl-7-(naphthalen-1-yl)-4,7-dihydro-tetrazolo[1,5-a]pyrimidine-6-carboxylate
- PT-280 4-((1H-pyrazol-1-yl)methyl)benzyl 5-methyl-7-(thiophen-2-yl)-4,7-dihydro-tetrazolo[1,5-a]pyrimidine-6-carboxylate
- PT-283 4-((1H-pyrazol-1-yl)methyl)benzyl 7-(4-(dimethylamino)naphthalen-1-yl)-5-methyl-4,7-dihydro-tetrazolo[1,5-a]pyrimidine-6-carboxylate
- PT-284 4-((1H-pyrazol-1-yl)methyl)benzyl 7-(4-methoxynaphthalen-1-yl)-5-methyl-4,7-dihydro-tetrazolo[1,5-a]pyrimidine-6-carboxylate
- PT-289 4-(1H-pyrazol-1-yl)benzyl 5-methyl-7-(naphthalen-1-yl)-4,7-dihydro-tetrazolo[1,5-a]pyrimidine-6-carboxylate
- PT-300 4-(6-(benzyloxycarbonyl)-5-methyl-4,7-dihydro-tetrazolo[1,5-a]pyrimidin-7-yl)phenylboronic acid
- PT-304 4-chloro-2-methoxybenzyl 5-methyl-7-(naphthalen-1-yl)-4,7-dihydro-tetrazolo[1,5-a]pyrimidine-6-carboxylate
- PT-306 4-chloro-2-methoxybenzyl 7-(2,6-dichlorophenyl)-5-methyl-4,7-dihydro-tetrazolo[1,5-a]pyrimidine-6-carboxylate
- PT-307 4-chloro-2-methoxybenzyl 7-(2,6-dimethylphenyl)-5-methyl-4,7-dihydro-tetrazolo[1,5-a]pyrimidine-6-carboxylate
- PT-308 4-chloro-2-methoxybenzyl 7-(2-bromophenyl)-5-methyl-4,7-dihydro-tetrazolo[1,5-a]pyrimidine-6-carboxylate
- PT-309 5-methyl-7-(naphthalen-1-yl)-N'-(2-phenylacetyl)-4,7-dihydro-tetrazolo[1,5-a]pyrimidine-6-carbohydrazide
- PT-310 5-methyl-7-(naphthalen-1-yl)-N-phenethyl-4,7-dihydro-tetrazolo[1,5-a]pyrimidine-6-carboxamide
- PT-319 allyl 5-methyl-7-(naphthalen-1-yl)-4,7-dihydro-tetrazolo[1,5-a]pyrimidine-6-carboxylate
- PT-339 benzyl 5-methyl-7-(2-(4-(methylsulfonyl)piperazin-1-yl)phenyl)-4,7-dihydro-tetrazolo[1,5-a]pyrimidine-6-carboxylate
- PT-340 benzyl 5-methyl-7-(2-(4-methylpiperazin-1-yl)phenyl)-4,7-dihydro-tetrazolo[1,5-a]pyrimidine-6-carboxylate
- PT-341 benzyl 5-methyl-7-(2-(4-methylpiperazin-1-yl)thiazol-5-yl)-4,7-dihydro-tetrazolo[1,5-a]pyrimidine-6-carboxylate
- PT-342 benzyl 5-methyl-7-(2-(piperidin-1-yl)phenyl)-4,7-dihydro-tetrazolo[1,5-a]pyrimidine-6-carboxylate
- PT-343 benzyl 5-methyl-7-(2,4,6-trimethoxyphenyl)-4,7-dihydro-tetrazolo[1,5-a]pyrimidine-6-carboxylate
- PT-345 benzyl 5-methyl-7-(2-morpholinophenyl)-4,7-dihydro-tetrazolo[1,5-a]pyrimidine-6-carboxylate
- PT-346 benzyl 5-methyl-7-(2-morpholinothiazol-5-yl)-4,7-dihydro-tetrazolo[1,5-a]pyrimidine-6-carboxylate
- PT-347 benzyl 5-methyl-7-(2-nitro-4-(trifluoromethyl)phenyl)-4,7-dihydro-tetrazolo[1,5-a]pyrimidine-6-carboxylate
- PT-353 benzyl 5-methyl-7-(4-(methylsulfonyl)-2-nitrophenyl)-4,7-dihydro-tetrazolo[1,5-a]pyrimidine-6-carboxylate
- PT-355 benzyl 5-methyl-7-(4-(methylsulfonyl)phenyl)-4,7-dihydro-tetrazolo[1,5-a]pyrimidine-6-carboxylate
- PT-356 benzyl 5-methyl-7-(4-(methylthio)phenyl)-4,7-dihydro-tetrazolo[1,5-a]pyrimidine-6-carboxylate
- PT-357 benzyl 5-methyl-7-(4-(trifluoromethoxy)phenyl)-4,7-dihydro-tetrazolo[1,5-a]pyrimidine-6-carboxylate

- PT-358 benzyl 5-methyl-7-(4-(trifluoromethyl)phenyl)-4,7-dihydro-1H-tetrazolo[1,5-a]pyrimidine-6-carboxylate
- PT-359 benzyl 5-methyl-7-(4-(trifluoromethylthio)phenyl)-4,7-dihydro-1H-tetrazolo[1,5-a]pyrimidine-6-carboxylate
- PT-364 benzyl 5-methyl-7-(thiazol-2-yl)-4,7-dihydro-1H-tetrazolo[1,5-a]pyrimidine-6-carboxylate
- PT-365 benzyl 5-methyl-7-(thiazol-5-yl)-4,7-dihydro-1H-tetrazolo[1,5-a]pyrimidine-6-carboxylate
- PT-373 benzyl 7-(2-((R)-3-(ethoxycarbonyl)piperidin-1-yl)-4-methoxyphenyl)-5-methyl-4,7-dihydro-1H-tetrazolo[1,5-a]pyrimidine-6-carboxylate
- PT-374 benzyl 7-(2-(2-(dimethylamino)ethoxy)phenyl)-5-methyl-4,7-dihydro-1H-tetrazolo[1,5-a]pyrimidine-6-carboxylate
- PT-384 benzyl 7-(2,4-bis(trifluoromethyl)phenyl)-5-methyl-4,7-dihydro-1H-tetrazolo[1,5-a]pyrimidine-6-carboxylate
- PT-385 benzyl 7-(2,4-dimethoxyphenyl)-5-methyl-4,7-dihydro-1H-tetrazolo[1,5-a]pyrimidine-6-carboxylate
- PT-386 benzyl 7-(2-bromobenzo[b]thiophen-3-yl)-5-methyl-4,7-dihydro-1H-tetrazolo[1,5-a]pyrimidine-6-carboxylate
- PT-387 benzyl 7-(2-bromophenyl)-5-methyl-4,7-dihydro-1H-tetrazolo[1,5-a]pyrimidine-6-carboxylate
- PT-389 benzyl 7-(2-cyano-4-methoxyphenyl)-5-methyl-4,7-dihydro-1H-tetrazolo[1,5-a]pyrimidine-6-carboxylate
- PT-391 benzyl 7-(2-fluorophenyl)-5-methyl-4,7-dihydro-1H-tetrazolo[1,5-a]pyrimidine-6-carboxylate
- PT-392 benzyl 7-(2-hydroxy-6-methoxyphenyl)-5-methyl-4,7-dihydro-1H-tetrazolo[1,5-a]pyrimidine-6-carboxylate
- PT-395 benzyl 7-(2-methoxy-4-nitrophenyl)-5-methyl-4,7-dihydro-1H-tetrazolo[1,5-a]pyrimidine-6-carboxylate
- PT-398 benzyl 7-(3,3'-bithiophen-5-yl)-5-methyl-4,7-dihydro-1H-tetrazolo[1,5-a]pyrimidine-6-carboxylate
- PT-400 benzyl 7-(3-bromofuran-2-yl)-5-methyl-4,7-dihydro-1H-tetrazolo[1,5-a]pyrimidine-6-carboxylate
- PT-401 benzyl 7-(3-bromothiophen-2-yl)-5-methyl-4,7-dihydro-1H-tetrazolo[1,5-a]pyrimidine-6-carboxylate
- PT-402 benzyl 7-(4-(1H-imidazol-1-yl)phenyl)-5-methyl-4,7-dihydro-1H-tetrazolo[1,5-a]pyrimidine-6-carboxylate
- PT-405 benzyl 7-(4-(2-(dimethylamino)ethoxy)phenyl)-5-methyl-4,7-dihydro-1H-tetrazolo[1,5-a]pyrimidine-6-carboxylate
- PT-406 benzyl 7-(4-(2-methoxyethoxy)phenyl)-5-methyl-4,7-dihydro-1H-tetrazolo[1,5-a]pyrimidine-6-carboxylate
- PT-408 benzyl 7-(4-(dimethylamino)-2-methoxyphenyl)-5-methyl-4,7-dihydro-1H-tetrazolo[1,5-a]pyrimidine-6-carboxylate
- PT-409 benzyl 7-(4-(dimethylamino)-2-nitrophenyl)-5-methyl-4,7-dihydro-1H-tetrazolo[1,5-a]pyrimidine-6-carboxylate
- PT-410 benzyl 7-(4-(dimethylamino)phenyl)-5-methyl-4,7-dihydro-1H-tetrazolo[1,5-a]pyrimidine-6-carboxylate
- PT-411 benzyl 7-(4-(methoxycarbonyl)-2-nitrophenyl)-5-methyl-4,7-dihydro-1H-tetrazolo[1,5-a]pyrimidine-6-carboxylate
- PT-412 benzyl 7-(4-(methoxycarbonyl)phenyl)-5-methyl-4,7-dihydro-1H-tetrazolo[1,5-a]pyrimidine-6-carboxylate
- PT-414 benzyl 7-(4,5-dimethylthiophen-2-yl)-5-methyl-4,7-dihydro-1H-tetrazolo[1,5-a]pyrimidine-6-carboxylate
- PT-416 benzyl 7-(4-bromo-2-fluorophenyl)-5-methyl-4,7-dihydro-1H-tetrazolo[1,5-a]pyrimidine-6-carboxylate

- PT-417 benzyl 7-(4-cyano-2-methoxyphenyl)-5-methyl-4,7-dihydro-tetrazolo[1,5-a]pyrimidine-6-carboxylate
- PT-418 benzyl 7-(4-cyanophenyl)-5-methyl-4,7-dihydro-tetrazolo[1,5-a]pyrimidine-6-carboxylate
- PT-419 benzyl 7-(4-methoxy-2-nitrophenyl)-5-methyl-4,7-dihydro-tetrazolo[1,5-a]pyrimidine-6-carboxylate
- PT-421 benzyl 7-(4-methoxynaphthalen-1-yl)-5-methyl-4,7-dihydro-tetrazolo[1,5-a]pyrimidine-6-carboxylate
- PT-422 benzyl 7-(9-ethyl-9H-carbazol-3-yl)-5-methyl-4,7-dihydro-tetrazolo[1,5-a]pyrimidine-6-carboxylate
- PT-423 bis(4-fluorophenyl)methyl 5-methyl-7-(thiophen-2-yl)-4,7-dihydro-tetrazolo[1,5-a]pyrimidine-6-carboxylate
- PT-426 cyclopropylmethyl 7-(2-bromobenzo[b]thiophen-3-yl)-5-methyl-4,7-dihydro-tetrazolo[1,5-a]pyrimidine-6-carboxylate
- PT-457 ethyl 5-methyl-7-(2-(2-methyl-1H-imidazol-1-yl)phenyl)-4,7-dihydro-tetrazolo[1,5-a]pyrimidine-6-carboxylate hydrochloride
- PT-458 ethyl 5-methyl-7-(2-(4-sulfamoylphenoxy)phenyl)-4,7-dihydro-tetrazolo[1,5-a]pyrimidine-6-carboxylate
- PT-459 ethyl 5-methyl-7-(2-(pyridin-3-yl)phenyl)-4,7-dihydro-tetrazolo[1,5-a]pyrimidine-6-carboxylate
- PT-460 ethyl 5-methyl-7-(2-(pyridin-4-yl)phenyl)-4,7-dihydro-tetrazolo[1,5-a]pyrimidine-6-carboxylate
- PT-461 ethyl 5-methyl-7-(2-(pyrimidin-5-yl)phenyl)-4,7-dihydro-tetrazolo[1,5-a]pyrimidine-6-carboxylate
- PT-462 ethyl 5-methyl-7-(2-(thiophen-2-yl)phenyl)-4,7-dihydro-tetrazolo[1,5-a]pyrimidine-6-carboxylate
- PT-464 ethyl 5-methyl-7-(3-phenoxyphenyl)-4,7-dihydro-tetrazolo[1,5-a]pyrimidine-6-carboxylate
- PT-475 ethyl 7-(2-(1H-1,2,4-triazol-1-yl)phenyl)-5-methyl-4,7-dihydro-tetrazolo[1,5-a]pyrimidine-6-carboxylate
- PT-476 ethyl 7-(2-(1H-imidazol-1-yl)phenyl)-5-methyl-4,7-dihydro-tetrazolo[1,5-a]pyrimidine-6-carboxylate hydrochloride
- PT-477 ethyl 7-(2-(1H-pyrazol-1-yl)phenyl)-5-methyl-4,7-dihydro-tetrazolo[1,5-a]pyrimidine-6-carboxylate hydrochloride
- PT-484 ethyl 7-(2-(4-(ethoxycarbonyl)piperidin-1-yl)phenyl)-5-methyl-4,7-dihydro-tetrazolo[1,5-a]pyrimidine-6-carboxylate
- PT-485 ethyl 7-(2-(4-cyanophenoxy)phenyl)-5-methyl-4,7-dihydro-tetrazolo[1,5-a]pyrimidine-6-carboxylate
- PT-486 ethyl 7-(2,6-dichlorophenyl)-5-methyl-4,7-dihydro-tetrazolo[1,5-a]pyrimidine-6-carboxylate
- PT-487 ethyl 7-(2,6-dimethylphenyl)-5-methyl-4,7-dihydro-tetrazolo[1,5-a]pyrimidine-6-carboxylate
- PT-489 ethyl 7-(2-bromobenzo[b]thiophen-3-yl)-5-methyl-4,7-dihydro-tetrazolo[1,5-a]pyrimidine-6-carboxylate
- PT-492 ethyl 7-(2-iodophenyl)-5-methyl-4,7-dihydro-tetrazolo[1,5-a]pyrimidine-6-carboxylate
- PT-498 ethyl 7-(3-bromothiophen-2-yl)-5-methyl-4,7-dihydro-tetrazolo[1,5-a]pyrimidine-6-carboxylate
- PT-501 ethyl 7-(4-(dimethylamino)-2-nitrophenyl)-5-methyl-4,7-dihydro-tetrazolo[1,5-a]pyrimidine-6-carboxylate
- PT-504 ethyl 7-(4-methoxynaphthalen-1-yl)-5-methyl-4,7-dihydro-tetrazolo[1,5-a]pyrimidine-6-carboxylate
- PT-506 isopropyl 7-(2-bromobenzo[b]thiophen-3-yl)-5-methyl-4,7-dihydro-tetrazolo[1,5-a]pyrimidine-6-carboxylate

PT-512	methyl 5-methyl-7-(naphthalen-1-yl)-4,7-dihydro-tetrazolo[1,5-a]pyrimidine-6-carboxylate
PT-513	methyl 5-methyl-7-(thiophen-2-yl)-4,7-dihydro-tetrazolo[1,5-a]pyrimidine-6-carboxylate
PT-514	methyl 5-methyl-7-phenyl-4,7-dihydro-tetrazolo[1,5-a]pyrimidine-6-carboxylate
PT-517	methyl 7-(2-bromo-5-chlorobenzo[b]thiophen-3-yl)-5-methyl-4,7-dihydro-tetrazolo[1,5-a]pyrimidine-6-carboxylate
PT-518	methyl 7-(2-bromobenzo[b]thiophen-3-yl)-5-methyl-4,7-dihydro-tetrazolo[1,5-a]pyrimidine-6-carboxylate
PT-519	methyl 7-(2-iodophenyl)-5-methyl-4,7-dihydro-tetrazolo[1,5-a]pyrimidine-6-carboxylate
PT-520	methyl 7-(3-bromobenzo[b]thiophen-2-yl)-5-methyl-4,7-dihydro-tetrazolo[1,5-a]pyrimidine-6-carboxylate
PT-521	methyl 7-(5-(4-methoxyphenyl)thiophen-2-yl)-5-methyl-4,7-dihydro-tetrazolo[1,5-a]pyrimidine-6-carboxylate
PT-522	methyl 7-(5-bromothiophen-2-yl)-5-methyl-4,7-dihydro-tetrazolo[1,5-a]pyrimidine-6-carboxylate
PT-525	thiophen-2-ylmethyl 5-methyl-7-(naphthalen-1-yl)-4,7-dihydro-tetrazolo[1,5-a]pyrimidine-6-carboxylate

[0115] Given a desired product, such as for example set out in the above table, the necessary starting materials generally may be determined by inspection, based on the general procedure set out in Example 1A.

Example 1D: Preparation of a compound of Formula (II) varying R4, R5, R6

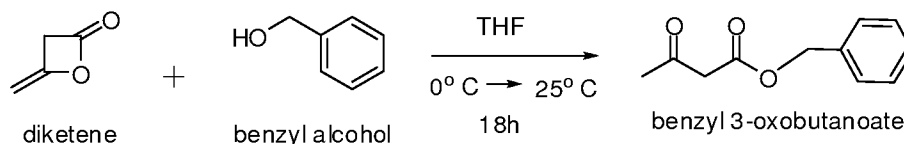
[0116] Similarly, by essentially following the procedures set out in Examples 1A and 1B above, but optionally replacing the aldehyde (2) with other aldehydes of general formula $R_1-C(O)H$ and/or replacing the beta-keto compound (3) with other beta-keto compounds, further compounds of Formula (II) may be prepared.

EXAMPLE 2

Example 2A: Preparation of materials

[0117] Beta-keto compounds (such as the beta-keto compound (3) in Example 1) used in the synthesis of compounds of the invention typically are either purchased commercially or may be synthesized using known methods. An example of one synthesis is described here:

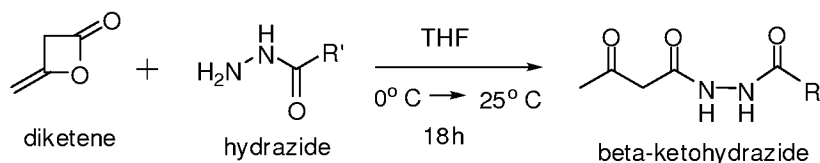
[0118] Synthesis of benzyl 3-oxybutanoate:



[0119] To a solution of benzyl alcohol (50 mmoles) in dry THF (100 ml) cooled to 0° C was added diketene (50 mmoles) followed by DMAP (2.5 mmoles). The reddish solution is allowed to warm to room temperature in the ice bath over 18h. The reaction solution is then reduced *in vacuo*, and ethyl acetate (300 ml) is then added. The organic phase is washed with sodium bicarbonate solution, water, 1M HCl solution, then brine. The organic phase is decanted and reduced *in vacuo* to provide the beta-ketoester typically as a pinkish oil.

[0120] It is noted that various different beta-keto compound products may be obtained by essentially following the procedure set out in this Example above, but optionally replacing the benzyl alcohol with another alcohol (e.g. having the general structure HO-R', where R' may be, e.g. optionally substituted alkyl) or with an amine (e.g. having the general structure H-NR'R'', wherein R' and R'' may be, e.g. independently hydrogen or optionally substituted alkyl, or R' and R'' taken together with the nitrogen may form a heterocyclic ring). If another alcohol is used, the product will be a beta-ketoester; and if an amine is used, the product will be a beta-ketoamide. For example, the benzyl alcohol may be replaced with 4-chlorobenzyl amine, in which case the product of the above reaction is 4-chlorobenzyl 3-oxobutanoate. When preparing beta-ketoamides, DMAP is not necessary and the products are typically solids.

[0121] Another example of a synthesis of a beta-keto compound in which the beta-keto compound is a beta-keto hydrazide is given here:



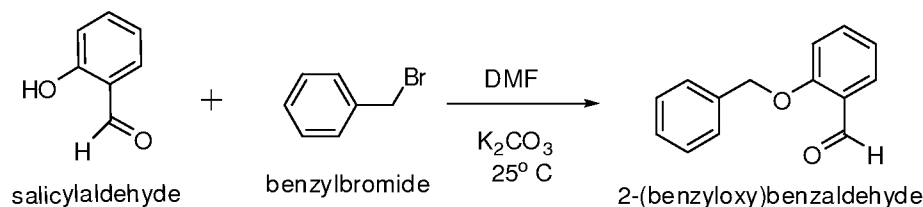
[0122] The synthesis for this reaction essentially follows the procedure for synthesis of beta-keto amides as described earlier in this Example, but with the replacement of the amine by the hydrazide. The R' group may be, e.g. optionally substituted lower alkyl,

benzyl, phenylethyl, or other substituent group. In the examples herein, Similarly, still other beta-keto compounds (such as the beta-keto compound (3) in Example 1) may be obtained by essentially following the procedure set out in this Example above, but replacing the starting materials with other alcohol, amine, or hydrazide starting materials.

Example 2B: Preparation of materials

[0123] Aldehyde compounds (such as the aldehyde (2) in Example 1) used in the synthesis of compounds of the invention typically are either purchased commercially or may be synthesized using known methods. An example of one synthesis is described here:

[0124] Synthesis of 2-(benzyloxy)benzaldehyde:



[0125] Salicylaldehyde (50 mmoles) was dissolved in dry dimethylformamide (DMF) (100 ml) at room temperature. Benzyl bromide (75 mmoles) was then added followed by the potassium carbonate (125 mmoles) and the mixture stirred at room temperature for 48h. The mixture is then filtered to remove the potassium carbonate and the filtrate is mixed with ethyl acetate. The organic phase is washed with water (3 x 200 ml), brine and dried over MgSO₄. The solution is then filtered and evaporated *in vacuo* to provide the crude material. Solid products are washed with ethyl ether to provide the clean desired product or in the case of aldehydes which are oils, they are purified by silica gel chromatography.

[0126] It is noted that various different product aldehydes may be obtained by essentially following the procedure set out in this Example above, but optionally replacing the salicylaldehyde with a substituted salicylaldehyde and/or optionally replacing the benzyl bromide with a substituted benzyl bromide. For example, the benzyl bromide may be replaced with ethyl 4-(bromomethyl)benzoate, in which case the product of the above reaction is ethyl 4-((2-formylphenoxy)methyl)benzoate. As another example, the salicylaldehyde may be replaced with 5-bromo-2-hydroxybenzaldehyde or 2-hydroxy-4-methoxybenzaldehyde, in which case the product

of the above reaction is 2-(benzyloxy)-5-bromobenzaldehyde or 2-(benzyloxy)-4-methoxybenzaldehyde, respectively. Similarly, still other aldehyde products (e.g. compounds of the general formula $R_1-C(O)H$) may be obtained by essentially following the procedure set out in this Example above, but replacing the starting materials with other substituted starting materials.

EXAMPLE 3

Preparation of a compound of Formula (II) varying R4, R5, R6

[0127] The variations in the beta-keto compounds and aldehydes described in Examples 2A and 2B, respectively, may be used in the synthesis of compounds of Formula (II) as described in Example 1. By essentially following the procedures set out in Example 1 above, but replacing the aldehyde (2) with other aldehydes of general formula $R_1-C(O)H$ (such as described in Example 2B) and/or replacing the beta-keto compound (3) with other beta-keto compounds (such as described in Example 2B) having the necessary substituents to result in the indicated products, the following compounds of Formula (II) were prepared:

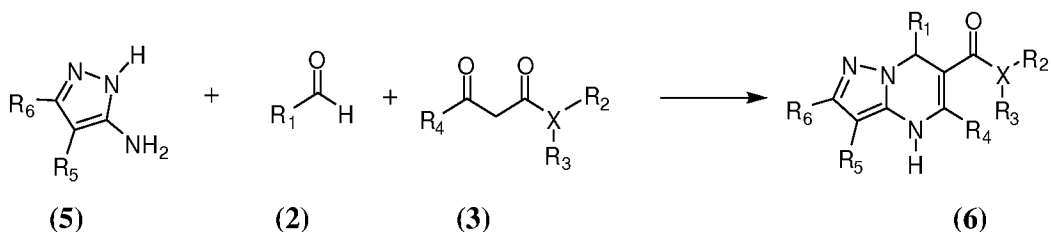
Table 2:

ID	Name of Compound
(PT- <i>nnn</i>)	
PT-268	3-((2-(6-(ethoxycarbonyl)-5-methyl-4,7-dihydro-1H-tetrazolo[1,5-a]pyrimidin-7-yl)phenoxy)methyl)benzoic acid
PT-269	3-((3-(6-(ethoxycarbonyl)-5-methyl-4,7-dihydro-1H-tetrazolo[1,5-a]pyrimidin-7-yl)phenoxy)methyl)benzoic acid
PT-282	4-((1H-pyrazol-1-yl)methyl)benzyl 7-(2-(benzyloxy)phenyl)-5-methyl-4,7-dihydro-1H-tetrazolo[1,5-a]pyrimidine-6-carboxylate
PT-285	4-((2-(6-(ethoxycarbonyl)-5-methyl-4,7-dihydro-1H-tetrazolo[1,5-a]pyrimidin-7-yl)phenoxy)methyl)benzoic acid
PT-286	4-((3-(6-(ethoxycarbonyl)-5-methyl-4,7-dihydro-1H-tetrazolo[1,5-a]pyrimidin-7-yl)phenoxy)methyl)benzoic acid
PT-290	4-(2-(5-methyl-7-(naphthalen-1-yl)-4,7-dihydro-1H-tetrazolo[1,5-a]pyrimidine-6-carboxyloxy)ethoxy)benzoic acid
PT-299	4-(6-(benzyloxycarbonyl)-5-methyl-4,7-dihydro-1H-tetrazolo[1,5-a]pyrimidin-7-yl)benzoic acid
PT-377	benzyl 7-(2-(4-(ethoxycarbonyl)benzyloxy)phenyl)-5-methyl-4,7-dihydro-1H-tetrazolo[1,5-a]pyrimidine-6-carboxylate
PT-380	benzyl 7-(2-(benzyloxy)-4-methoxyphenyl)-5-methyl-4,7-dihydro-1H-tetrazolo[1,5-a]pyrimidine-6-carboxylate
PT-381	benzyl 7-(2-(benzyloxy)-5-bromophenyl)-5-methyl-4,7-dihydro-1H-tetrazolo[1,5-a]pyrimidine-6-carboxylate
PT-382	benzyl 7-(2-(benzyloxy)-6-methoxyphenyl)-5-methyl-4,7-dihydro-1H-tetrazolo[1,5-a]pyrimidine-6-carboxylate

	a]pyrimidine-6-carboxylate
PT-383	benzyl 7-(2-(benzyloxy)phenyl)-5-methyl-4,7-dihydro-tetrazolo[1,5-a]pyrimidine-6-carboxylate
PT-480	ethyl 7-(2-(3-(methoxycarbonyl)benzyloxy)phenyl)-5-methyl-4,7-dihydro-tetrazolo[1,5-a]pyrimidine-6-carboxylate
PT-482	ethyl 7-(2-(4-(ethoxycarbonyl)benzyloxy)phenyl)-5-methyl-4,7-dihydro-tetrazolo[1,5-a]pyrimidine-6-carboxylate
PT-495	ethyl 7-(3-(3-(methoxycarbonyl)benzyloxy)phenyl)-5-methyl-4,7-dihydro-tetrazolo[1,5-a]pyrimidine-6-carboxylate
PT-497	ethyl 7-(3-(4-(ethoxycarbonyl)benzyloxy)phenyl)-5-methyl-4,7-dihydro-tetrazolo[1,5-a]pyrimidine-6-carboxylate
PT-516	methyl 7-(2-(4-(ethoxycarbonyl)benzyloxy)phenyl)-5-methyl-4,7-dihydro-tetrazolo[1,5-a]pyrimidine-6-carboxylate

EXAMPLE 4

Example 4A: General method for synthesis of compounds of Formula (III)



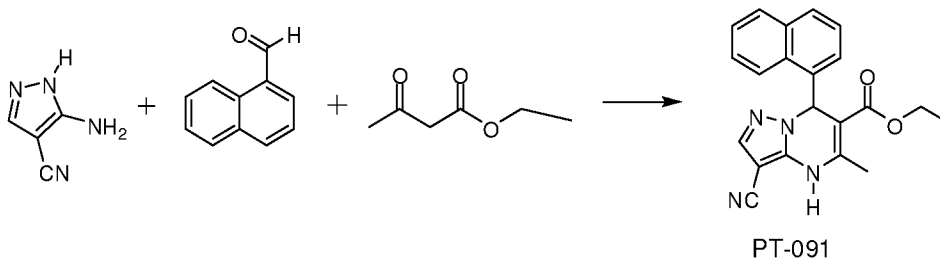
[0128] Referring to the above reaction, the aminopyrazole **(5)** is reacted with an aldehyde **(2)** and a beta-keto compound **(3)** to give the product **(6)**, which is a compound of Formula (III). Given a desired product **(6)** for which the substituent groups R_1 , $X(R_2)(R_3)$, R_4 , R_5 and R_6 are defined, the necessary starting materials **(2)**, **(3)** and **(5)** may be determined by inspection. In certain cases, X is a nitrogen and R_2 and R_3 may be substituents (such as are described elsewhere herein) bound to the nitrogen, such that the beta-keto compound **(3)** is a beta-keto amide. In certain other cases, X taken together with R_3 is an oxygen and R_2 may be a substituent (such as described elsewhere herein) bound to the oxygen, such that the beta-keto compound **(3)** is a beta-keto ester.

[0129] To a solution of the aminopyrazole **(5)** (10.0 mmole) and triethylamine (1.8 mmole) in hot ethanol (15 ml) was added the aldehyde **(2)** (10.0 mmole) followed by the beta-keto compound **(3)** (10.0 mmole). The solution was maintained at reflux for 15h. In cases in which a precipitate formed, the mixture was cooled to room temperature, and the mixture was filtered and washed with ethanol and ethyl ether to provide the desired product **(6)**. In cases in which no precipitate formed in the flask,

the mixture was cooled to room temperature and the ethanol stripped *in vacuo*, and the crude viscous material was purified on a 150g SiO₂ flash column using 30% ethyl acetate: hexanes as eluent. The purified material was washed with a 1:1 mixture of ethyl ether and hexanes in a filter funnel to provide the desired product (6).

Example 4B: Preparation of a compound of Formula (III) in which R4 is naphthyl, R5 is ethoxy, and R6 is methyl

[0130] Synthesis of ethyl 3-cyano-5-methyl-7-(naphthalen-1-yl)-4,7-dihydropyrazolo[1,5-a]pyrimidine-6-carboxylate (PT-091):



[0131] To a solution of 2-amino-3-cyano-1H-pyrazole (1.08 g, 10.0 mmole) and triethylamine (0.25 ml, 1.8 mmole) in hot ethanol (15 ml) was added 1-naphthaldehyde (1.36 ml, 10.0 mmole) followed by ethylacetoacetate (1.28 ml, 10.0 mmole). The solution was maintained at reflux for 15h. No precipitate had formed in the flask. The mixture was cooled to room temperature and the ethanol stripped *in vacuo*. The crude viscous material was purified on a 150g SiO₂ flash column using 30% ethyl acetate: hexanes as eluent. The purified material was washed with a 1:1 mixture of ethyl ether and hexanes in a filter funnel to provide the desired product (0.422 mg, 12%) as a white powder. ¹H NMR (400 MHz; DMSO-d₆) δ 10.90 (bs, 1H); 8.6 (d, 1H, J = 8.6 Hz); 7.94 (d, 1H, J = 8.2 Hz); 7.86 (d, 1H, J = 7.4 Hz); 7.72 (s, 1H); 7.64 (at, 1H, J = 7.0 Hz); 7.56 (at, 1H, J = 7.4 Hz); 7.46 (at, 1H, J = 7.4 Hz); 7.4 (bd, 1H, J = 6.3 Hz); 3.76 (q, 2H, J = 7.0 Hz); 2.54 (s, 3H); 0.67 (t, 3H, J = 7.0 Hz). LC MS shows MH⁺ at 359; M+Na at 381 and 2M+Na at 739.

Example 4C: Preparation of a compound of Formula (III) varying R4 and R5

[0132] Similarly, by essentially following the procedures set out in Examples 4A and 4B above, but optionally replacing the aminopyrazole (5) with other aminopyrazoles having the general structure (5) set out in Example 4A, and/or optionally replacing the aldehyde (2) with other aldehydes of general formula R₁-C(O)H, and/or replacing the

beta-keto compound (3) with other beta-keto compounds (e.g. acetoacetate or acetoacetamide) having the necessary substituents to result in the indicated products, the following compounds of Formula (III) were prepared:

Table 3:

ID	Name of Compound
(PT- <i>nnn</i>)	
PT-091	ethyl 3-cyano-5-methyl-7-(naphthalen-1-yl)-4,7-dihydropyrazolo[1,5-a]pyrimidine-6-carboxylate
PT-244	(S)-1-phenylethyl 5-methyl-7-(3-methylbenzo[b]thiophen-2-yl)-4,7-dihydropyrazolo[1,5-a]pyrimidine-6-carboxylate
PT-311	6-(benzyloxycarbonyl)-7-(4-(dimethylamino)naphthalen-1-yl)-5-methyl-4,7-dihydropyrazolo[1,5-a]pyrimidine-3-carboxylic acid
PT-312	6-(benzyloxycarbonyl)-7-(4-methoxynaphthalen-1-yl)-5-methyl-4,7-dihydropyrazolo[1,5-a]pyrimidine-3-carboxylic acid
PT-362	benzyl 5-methyl-7-(naphthalen-1-yl)-3-phenyl-4,7-dihydropyrazolo[1,5-a]pyrimidine-6-carboxylate
PT-363	benzyl 5-methyl-7-(thiazol-2-yl)-4,7-dihydropyrazolo[1,5-a]pyrimidine-6-carboxylate
PT-394	benzyl 7-(2-methoxy-4-nitrophenyl)-5-methyl-4,7-dihydropyrazolo[1,5-a]pyrimidine-6-carboxylate
PT-463	ethyl 5-methyl-7-(3-phenoxyphenyl)-4,7-dihydropyrazolo[1,5-a]pyrimidine-6-carboxylate
PT-478	ethyl 7-(2-(2-(dimethylamino)ethoxy)phenyl)-5-methyl-4,7-dihydropyrazolo[1,5-a]pyrimidine-6-carboxylate
PT-488	ethyl 7-(2-bromobenzo[b]thiophen-3-yl)-5-methyl-4,7-dihydropyrazolo[1,5-a]pyrimidine-6-carboxylate
PT-491	ethyl 7-(2-cyano-4-methoxyphenyl)-5-methyl-4,7-dihydropyrazolo[1,5-a]pyrimidine-6-carboxylate
PT-502	ethyl 7-(4-(dimethylamino)naphthalen-1-yl)-5-methyl-4,7-dihydropyrazolo[1,5-a]pyrimidine-6-carboxylate
PT-507	methyl 2,5-dimethyl-7-(4-methylthiazol-2-yl)-4,7-dihydropyrazolo[1,5-a]pyrimidine-6-carboxylate
PT-508	methyl 2,5-dimethyl-7-(naphthalen-1-yl)-4,7-dihydropyrazolo[1,5-a]pyrimidine-6-carboxylate
PT-511	methyl 5-methyl-7-(4-methylthiazol-2-yl)-4,7-dihydropyrazolo[1,5-a]pyrimidine-6-carboxylate

[0133] Given a desired product, such as for example set out in the above table, the necessary starting materials generally may be determined by inspection, based on the general procedure set out in Example 4A.

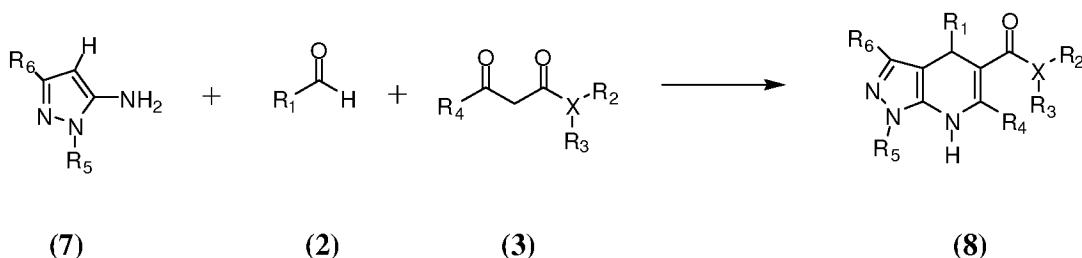
Example 4D: Preparation of a compound of Formula (III) varying R4 and R5

[0134] Similarly, by essentially following the procedures set out in Examples 4A and 4B above, but optionally replacing the aminopyrazole (5) with other aminopyrazoles having the general structure (5) set out in Example 4A, and/or optionally replacing the

aldehyde (2) with other aldehydes of general formula $R_1-C(O)H$ and/or replacing the beta-keto compound (3) with other beta-keto compounds, further compounds of Formula (III) may be prepared.

EXAMPLE 5

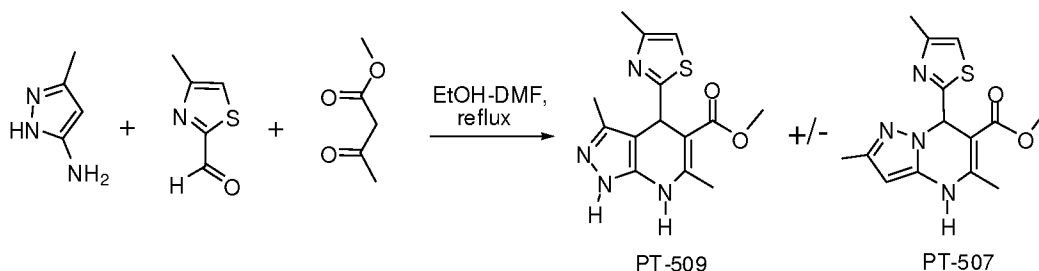
Example 5A: General method for synthesis of compounds of Formula (IV)



[0135] Referring to the above reaction, the aminopyrazole (7) is reacted with an aldehyde (2) and a beta-keto compound (3) to give the product (8), which is a compound of Formula (IV). Given a desired product (8) for which the substituent groups R_1 , $X(R_2)(R_3)$, R_4 , R_5 and R_6 are defined, the necessary starting materials (2), (3) and (7) may be determined by inspection. In certain cases, X is a nitrogen and R_2 and R_3 may be substituents (such as are described elsewhere herein) bound to the nitrogen, such that the beta-keto compound (3) is a beta-keto amide. In certain other cases, X taken together with R_3 is an oxygen and R_2 may be a substituent (such as described elsewhere herein) bound to the oxygen, such that the beta-keto compound (3) is a beta-keto ester.

[0136] To a solution of the amino-substituted pyrazole (7) (10.0 mmole) and triethylamine (1.8 mmole) in hot ethanol (20 ml) was added the aldehyde (2) (10.0 mmole) followed by the beta-keto compound (3) (e.g. acetoacetate or acetoacetamide) (10.0 mmole). The mixture was heated at reflux for 15h. A precipitate is usually observed and upon cooling the mixture to room temperature, it is filtered and washed with ethanol then ethyl ether to provide the desired product as a white powder. Yields can vary between 5-90% depending upon substituents of the aldehyde (2) and the beta-keto compound (3).

Example 5B: Preparation of a compound of Formula (IV) in which R4 is 4-methylthiazol-2-yl, R5 is methoxy, and R6 is methyl



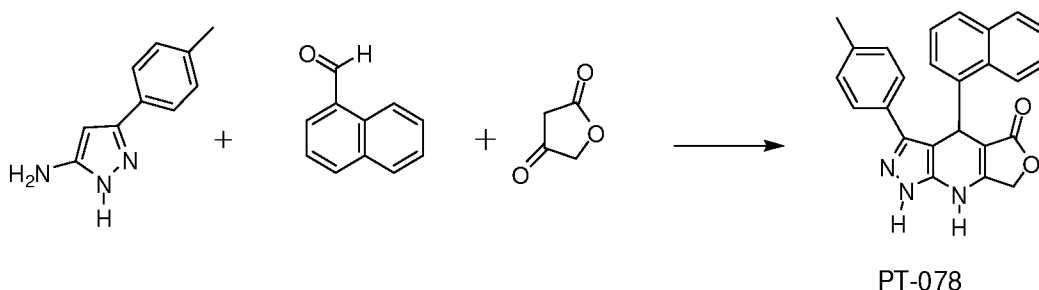
[0137] Procedure: To a mixture of 3-methyl-1H-pyrazol-5-amine (527 mg, 5.42 mmol) and absolute ethanol (EtOH) (8 ml) and DMF (2 mL) was added compound 4-methylthiazole-2-carbaldehyde (690 mg, 5.42 mmol), and then methyl acetoacetate (756 mg, 6.51 mmol). The whole mixture was heated to reflux. In 18 h, the mixture was cooled to room temperature and concentrated to give an orange slurry. LCMS showed only 2 isomers with the same m/z in MS at a ratio of 1.1 : 1.0 (PT-509 : PT507). DMF (3 mL) was added, the reaction mixture was subjected to preparative HPLC with a gradient of MeCN/H₂O (5% to 98%) to afford PT-509 (710 mg, 2.33 mmol, 43%). MS m/z 305.1 (M+H), HPLC 92% pure. ¹H NMR (400 MHz; DMSO-D₆) 6.91 (s, 1H); 5.39 (s, 1H); 3.57 (s, 1H); 3.50 (s, 1H); 3.47 (s, 3H); 2.39 (s, 3H); 2.28 (s, 3H); 2.20 (s, 3H).

[0138] The reaction also afforded PT-507 (544 mg, 1.79 mmol, 33%). MS m/z 305.1 (M+H), HPLC >98%. ¹H NMR (400 MHz; DMSO-D₆) 7.13 (s, 1H); 6.38 (s, 1H); 5.50 (s, 1H); 3.56 (s, 3H); 2.40 (s, 3H); 2.84 (s, 3H); 2.07 (s, 3H).

Example 5C: Preparation of compounds of Formula (IV) in which R4 is naphthyl and R5 and R6 together form a bridging group

[0139] In a variation of the synthesis described in Examples 5A and 5B, the beta-keto compound is a cyclic compound, such as a cyclic amide or cyclic ester. The final product is a compound of Formula (IV) in which R5 and R6 taken together form a bridging group, such as -O-CH₂- (as shown below). The synthesis of one such compound is described here.

[0140] Synthesis of p-toluy1-7,8-dihydro-1H-furo[3,4-e]pyrazolo[3,4-b]pyridin-5(4H)-one (PT-078):



[0141] To a solution of 1H-2-amino-4-toluyipyrazole (866mg, 5.0 mmole) in ethanol (15ml) at 82°C was added triethylamine (0.2 ml, 1.4 mmole) followed by 1-naphthaldehyde (0.682 ml, 5.0 mmole) and then tetronic acid (0.50 g, 5.0 mmole). The clear solution mixture was maintained at reflux for 15h. A precipitate had formed and the mixture was cooled to room temperature. The mixture was filtered and washed with ethanol and ethyl ether to provide the desired product (0.554 g, 28%) as a light yellow powder. powder. ¹H NMR (400 MHz; DMSO-d6) δ 12.5 (bs, 1H); 10.4 (bs, 1H); 7.82 (d,1H, J = 9.3 Hz); 7.65 (d, 1H, J = 9.0 Hz); 7.55-7.40 (bs, m, 2H); 7.32 (at, 1H, J = 7.4 Hz); 7.20-7.15 (m, 3H); 6.95-6.80 bs, m, 2H); 6.0 (bs, 1H); 4.86 (s, 2H); 2.11 (s, 3H). LC MS shows MH + at 394 and 2MH+ at 787.

Example 5D: Preparation of a compound of Formula (IV) varying R4 and R5

[0142] Similarly, by essentially following the procedures set out in Examples 5A, 5B and 5C above, but optionally replacing the aminopyrazole (**7**) with other aminopyrazoles having the general structure (**7**) set out in Example 5A, and/or optionally replacing the aldehyde (**2**) with other aldehydes of general formula R₁-C(O)H, and/or replacing the beta-keto compound (**3**) with other beta-keto compounds (e.g. acetoacetate or acetoacetamide or cyclic amide or cyclic ester) having the necessary substituents to result in the indicated products, the following compounds of Formula (IV) were prepared:

Table 4:

ID	Name of Compound
(PT- <i>nnn</i>)	
PT-073	ethyl 6-methyl-4-(naphthalen-1-yl)-3-p-tolyl-4,7-dihydro-1H-pyrazolo[3,4-b]pyridine-5-carboxylate
PT-074	ethyl 3,6-dimethyl-4-(naphthalen-1-yl)-4,7-dihydro-1H-pyrazolo[3,4-b]pyridine-5-carboxylate
PT-075	ethyl 6-methyl-4-(naphthalen-1-yl)-4,7-dihydro-1H-pyrazolo[3,4-b]pyridine-5-carboxylate

- PT-076 benzyl 6-methyl-4-(naphthalen-1-yl)-3-(thiophen-2-yl)-4,7-dihydro-1H-pyrazolo[3,4-b]pyridine-5-carboxylate
- PT-077 benzyl 6-methyl-4-(naphthalen-1-yl)-3-p-tolyl-4,7-dihydro-1H-pyrazolo[3,4-b]pyridine-5-carboxylate
- PT-078 p-tolyl-7,8-dihydro-1H-furo[3,4-e]pyrazolo[3,4-b]pyridin-5(4H)-one
- PT-079 H-furo[3,4-e]pyrazolo[3,4-b]pyridin-5(4H)-one
- PT-080 3-(furan-2-yl)-4-(naphthalen-1-yl)-7,8-dihydro-1H-furo[3,4-e]pyrazolo[3,4-b]pyridin-5(4H)-one
- PT-081 3-methyl-4-(naphthalen-1-yl)-7,8-dihydro-1H-furo[3,4-e]pyrazolo[3,4-b]pyridin-5(4H)-one
- PT-082 4-(naphthalen-1-yl)-1-phenyl-7,8-dihydro-1H-furo[3,4-e]pyrazolo[3,4-b]pyridin-5(4H)-one
- PT-083 3-methyl-4-(naphthalen-1-yl)-1-phenyl-7,8-dihydro-1H-furo[3,4-e]pyrazolo[3,4-b]pyridin-5(4H)-one
- PT-084 4-(naphthalen-1-yl)-7,8-dihydro-1H-furo[3,4-e]pyrazolo[3,4-b]pyridin-5(4H)-one
- PT-085 methyl 4-(4-(naphthalen-1-yl)-5-oxo-4,5,7,8-tetrahydro-1H-furo[3,4-b]pyrazolo[4,3-e]pyridin-3-yl)benzoate
- PT-263 2-methyl-1-phenylpropan-2-yl 4-(2-bromophenyl)-6-methyl-4,7-dihydro-1H-pyrazolo[3,4-b]pyridine-5-carboxylate
- PT-301 4-(naphthalen-1-yl)-1H-furo[3,4-e]pyrazolo[3,4-b]pyridin-5(7H)-one
- PT-302 4-(naphthalen-1-yl)-1-phenyl-1H-furo[3,4-e]pyrazolo[3,4-b]pyridin-5(7H)-one
- PT-325 benzyl 3,6-dimethyl-4-(naphthalen-2-yl)-4,7-dihydro-1H-pyrazolo[3,4-b]pyridine-5-carboxylate
- PT-327 benzyl 4-(2-((R)-3-(ethoxycarbonyl)piperidin-1-yl)-4-methoxyphenyl)-6-methyl-4,7-dihydro-1H-pyrazolo[3,4-b]pyridine-5-carboxylate
- PT-330 benzyl 4-(2-bromophenyl)-6-methyl-4,7-dihydro-1H-pyrazolo[3,4-b]pyridine-5-carboxylate
- PT-332 benzyl 4-(4-(dimethylamino)naphthalen-1-yl)-6-methyl-4,7-dihydro-1H-pyrazolo[3,4-b]pyridine-5-carboxylate
- PT-333 benzyl 4-(4-methoxynaphthalen-1-yl)-6-methyl-4,7-dihydro-1H-pyrazolo[3,4-b]pyridine-5-carboxylate
- PT-367 benzyl 6-methyl-4-(naphthalen-1-yl)-4,7-dihydro-1H-pyrazolo[3,4-b]pyridine-5-carboxylate
- PT-368 benzyl 6-methyl-4-(naphthalen-2-yl)-4,7-dihydro-1H-pyrazolo[3,4-b]pyridine-5-carboxylate
- PT-369 benzyl 6-methyl-4-(thiazol-2-yl)-4,7-dihydro-1H-pyrazolo[3,4-b]pyridine-5-carboxylate
- PT-370 benzyl 6-methyl-4-(thiophen-2-yl)-4,7-dihydro-1H-pyrazolo[3,4-b]pyridine-5-carboxylate
- PT-372 benzyl 6-methyl-4-phenyl-4,7-dihydro-1H-pyrazolo[3,4-b]pyridine-5-carboxylate
- PT-440 ethyl 1,3,6-trimethyl-4-(naphthalen-1-yl)-4,7-dihydro-1H-pyrazolo[3,4-b]pyridine-5-carboxylate
- PT-443 ethyl 3,6-dimethyl-4-(thiophen-2-yl)-4,7-dihydro-1H-pyrazolo[3,4-b]pyridine-5-carboxylate
- PT-445 ethyl 4-(2-(benzyloxy)-4-methoxyphenyl)-6-methyl-4,7-dihydro-1H-pyrazolo[3,4-b]pyridine-5-carboxylate
- PT-446 ethyl 4-(2,6-dimethoxyphenyl)-6-methyl-4,7-dihydro-1H-pyrazolo[3,4-b]pyridine-5-carboxylate
- PT-447 ethyl 4-(2-bromobenzo[b]thiophen-3-yl)-6-methyl-4,7-dihydro-1H-pyrazolo[3,4-b]pyridine-5-carboxylate
- PT-448 ethyl 4-(2-bromophenyl)-6-methyl-4,7-dihydro-1H-pyrazolo[3,4-b]pyridine-5-carboxylate
- PT-454 ethyl 4-(4-(dimethylamino)naphthalen-1-yl)-6-methyl-4,7-dihydro-1H-pyrazolo[3,4-

	b]pyridine-5-carboxylate
PT-470	ethyl 6-methyl-4-(3-phenoxyphenyl)-4,7-dihydro-1H-pyrazolo[3,4-b]pyridine-5-carboxylate
PT-473	ethyl 6-methyl-4-(thiophen-2-yl)-4,7-dihydro-1H-pyrazolo[3,4-b]pyridine-5-carboxylate
PT-509	methyl 3,6-dimethyl-4-(4-methylthiazol-2-yl)-4,7-dihydro-1H-pyrazolo[3,4-b]pyridine-5-carboxylate
PT-510	methyl 4-(2,4-dichlorothiazol-5-yl)-6-methyl-4,7-dihydro-1H-pyrazolo[3,4-b]pyridine-5-carboxylate
PT-515	methyl 6-methyl-4-(4-methylthiazol-2-yl)-4,7-dihydro-1H-pyrazolo[3,4-b]pyridine-5-carboxylate
PT-523	S)-1-phenylethyl 6-methyl-4-(3-methylbenzo[b]thiophen-2-yl)-4,7-dihydro-1H-pyrazolo[3,4-b]pyridine-5-carboxylate

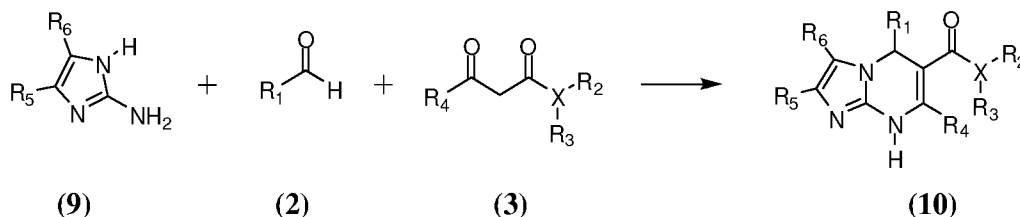
[0143] Given a desired product, such as for example set out in the above table, the necessary starting materials generally may be determined by inspection, based on the general procedure set out in Example 5A.

Example 5E: Preparation of a compound of Formula (IV) varying R4, R5, R6

[0144] Similarly, by essentially following the procedures set out in Examples 5A, 5B and 5C above, but optionally replacing the aminopyrazole (7) with other aminopyrazoles having the general structure (7) set out in Example 5A, and/or optionally replacing the aldehyde (2) with other aldehydes of general formula R₁-C(O)H and/or replacing the beta-keto compound (3) with other beta-keto compounds (e.g. acetoacetate or acetoacetamide or cyclic amide or cyclic ester), further compounds of Formula (IV) may be prepared.

EXAMPLE 6

Example 6A: General method for synthesis of compounds of Formula (V)



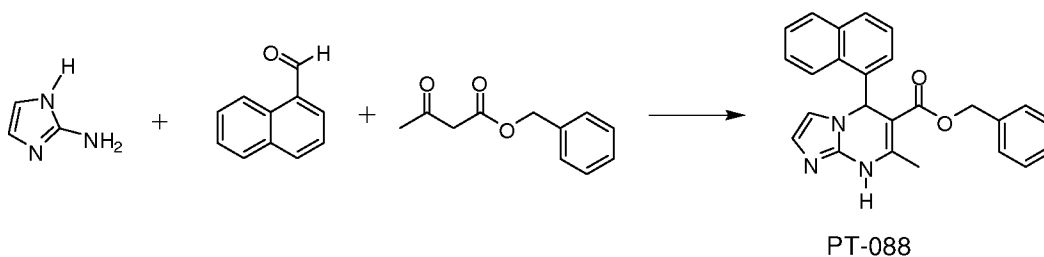
[0145] Referring to the above reaction, the 2-aminoimidazole (9) is reacted with an aldehyde (2) and a beta-keto compound (3) to give the product (10), which is a compound of Formula (V). Given a desired product (10) for which the substituent

groups R_1 , $X(R_2)(R_3)$, R_4 , R_5 and R_6 are defined, the necessary starting materials (**2**), (**3**) and (**9**) may be determined by inspection. In certain cases, X is a nitrogen and R_2 and R_3 may be substituents (such as are described elsewhere herein) bound to the nitrogen, such that the beta-keto compound (**3**) is a beta-keto amide. In certain other cases, X taken together with R_3 is an oxygen and R_2 may be a substituent (such as described elsewhere herein) bound to the oxygen, such that the beta-keto compound (**3**) is a beta-keto ester.

[0146] To a solution of 2-aminoimidazole (10.0 mmole) and triethylamine (10.0 mmole) in hot ethanol (20 ml) was added the aldehyde (**2**) (10.0 mmole) followed by the beta-keto compound (10.0 mmole). The solution was maintained at reflux for 15h. A white precipitate is usually observed in the flask. The mixture was cooled to room temperature, filtered and washed consecutively with ethanol, ethyl acetate then ethyl ether to provide the desired product (**10**) as a white powder.

Example 6B: Preparation of a compound of Formula (V) in which R_4 is naphthyl, R_5 is benzyloxy, and R_6 is methyl

Synthesis of benzyl 7-methyl-5-(naphthalen-1-yl)-5,8-dihydroimidazo[1,2-a]pyrimidine-6-carboxylate (PT-088):



[0147] To a solution of 2-aminoimidazole-1/2 H_2SO_4 (1.32 g, 10.0 mmole) and triethylamine (1.4 ml, 10.0 mmole) in hot ethanol (20 ml) was added 1-naphthaldehyde (1.36 ml, 10.0 mmole) followed by benzylacetoacetate (1.72 ml, 10.0 mmole). The solution is maintained at reflux for 15h. A white precipitate had formed in the flask. The mixture was cooled to room temperature, filtered and washed consecutively with ethanol, ethyl acetate then ethyl ether to provide the desired product (0.883 g, 22%) as a white powder. 1H NMR (400 MHz; $CDCl_3$) δ 8.32 (bs, 1H); 7.88 (m, 1H); 7.76 (d, 1H, $J = 7.8$ Hz); 7.54 (d, 1H, $J = 7.0$ Hz); 7.48 (m, 2H); 7.37 (at, 1H, $J = 7.8$ Hz);

7.13 (m, 2H); 7.04 (at, 1H, J = 7.8 Hz); 6.7 (ad, 2H, J = 7.0 Hz); 6.63 (d, 1H, J = 1.5 Hz); 6.43 (d, 1H, J = 1.1 Hz). LC MS shows MH + at 396.

Example 6C: Preparation of a compound of Formula (V) varying R4 and R5

[0148] Similarly, by essentially following the procedures set out in Examples 6A and 6B above, but optionally replacing the 2-aminoimidazole (9) with other 2-aminoimidazoles having the general structure (9) set out in Example 6A, and/or optionally replacing the aldehyde (2) with other aldehydes of general formula R₁-C(O)H, and/or replacing the beta-keto compound (3) with other beta-keto compounds (e.g. acetoacetate or acetoacetamide) having the necessary substituents to result in the indicated products, the following compounds of Formula (V) were prepared:

Table 5:

ID	Name of Compound
(PT-086)	ethyl 7-methyl-5-(naphthalen-2-yl)-5,8-dihydroimidazo[1,2-a]pyrimidine-6-carboxylate
PT-087	ethyl 7-methyl-5-(naphthalen-1-yl)-5,8-dihydroimidazo[1,2-a]pyrimidine-6-carboxylate
PT-088	benzyl 7-methyl-5-(naphthalen-1-yl)-5,8-dihydroimidazo[1,2-a]pyrimidine-6-carboxylate
PT-194	ethyl 2,3-dicyano-7-methyl-5-(naphthalen-1-yl)-5,8-dihydroimidazo[1,2-a]pyrimidine-6-carboxylate

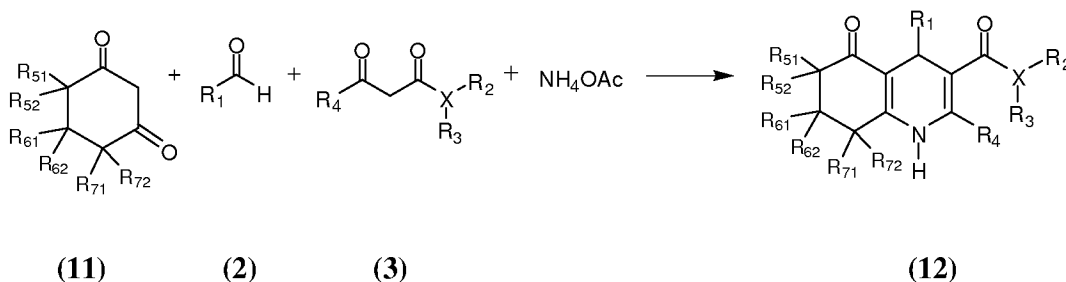
[0149] Given a desired product, such as for example set out in the above table, the necessary starting materials generally may be determined by inspection, based on the general procedure set out in Example 6A.

Example 6D: Preparation of a compound of Formula (V) varying R4 and R5

[0150] Similarly, by essentially following the procedures set out in Examples 6A and 6B above, but optionally replacing the 2-aminoimidazole (9) with other 2-aminoimidazoles having the general structure (9) set out in Example 6A, and/or optionally replacing the aldehyde (2) with other aldehydes of general formula R₁-C(O)H and/or replacing the beta-keto compound (3) with other beta-keto compounds, further compounds of Formula (V) may be prepared.

EXAMPLE 7

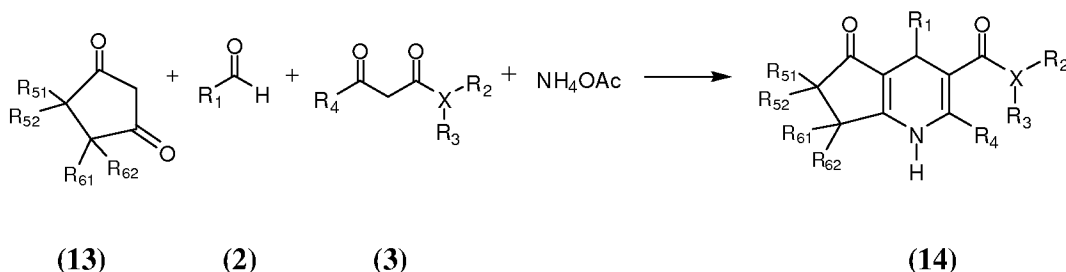
Example 7A: General method for synthesis of compounds of Formula (VI)



[0151] Referring to the above reaction, the 1,3-cyclohexanedione **(11)** is reacted with an aldehyde **(2)** and a beta-keto compound **(3)** to give the product **(12)**, which is a compound of Formula (VI). Given a desired product **(12)** for which the substituent groups R_1 , $X(R_2)(R_3)$, R_4 , R_{51} , R_{52} , R_{61} , R_{62} , R_{71} , R_{72} , are defined, the necessary starting materials **(2)**, **(3)** and **(11)** may be determined by inspection. In certain cases, X is a nitrogen and R_2 and R_3 may be substituents (such as are described elsewhere herein) bound to the nitrogen, such that the beta-keto compound **(3)** is a beta-keto amide. In certain other cases, X taken together with R_3 is an oxygen and R_2 may be a substituent (such as described elsewhere herein) bound to the oxygen, such that the beta-keto compound **(3)** is a beta-keto ester.

[0152] To a solution of the 1,3-cyclohexanedione **(11)** (10.0 mmole) in hot ethanol (20ml) was added the aldehyde **(2)** (10.0 mmole) then the beta-keto compound **(3)** (10.0 mmole) (e.g. beta-keto ester or beta-keto amide) followed by the ammonium acetate (20.0 mmole). The mixture is heated at reflux for 15h and then reduced *in vacuo*. The mixture is taken up in ethyl acetate and washed with water (2X), saturated aqueous NaHCO_3 then brine. The organic phase is dried over MgSO_4 , filtered then reduced *in vacuo*. The material is either taken up in ethyl acetate or ethyl ether and crystallization is initiated with scratching or letting the solution sit overnight at room temperature. If the above procedure does not work, the material is purified on a silica gel flash column to provide the purified desired product.

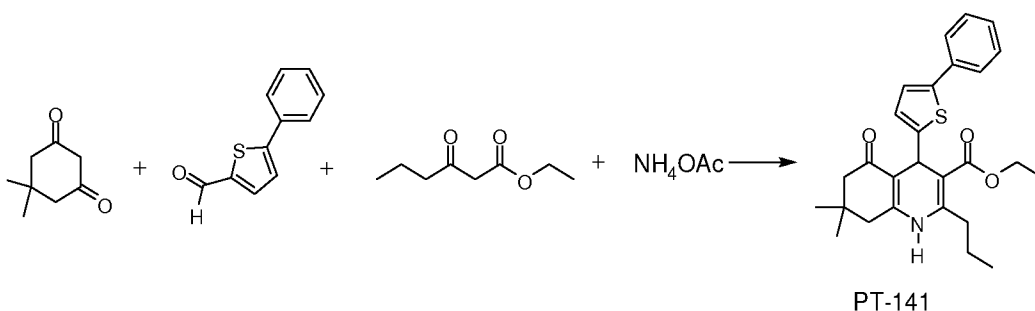
[0153] It is noted that essentially the same reaction may be performed, but substituting a 1,3-cyclopentanedione **(13)** and ending with the product **(14)**, as shown here:



[0154] Thus, compounds of the invention having the structure given by Formula (VI) wherein R₂₄' is a bond may be synthesized as described in this example.

Example 7B: Preparation of a compound of Formula (VI) in which R₄ is 5-phenylthiophen-2-yl, R₅ is ethoxy, and R₆ is propyl

[0155] Synthesis of ethyl 7,7-dimethyl-5-oxo-4-(5-phenylthiophen-2-yl)-2-propyl-1,4,5,6,7,8-hexahydroquinoline-3-carboxylate (PT-141):



[0156] To a solution of dimedone (0.70g, 5.0 mmole) in hot ethanol (15 ml) was added 5-phenyl-2-thiophenecarboxaldehyde (0.940 g, 5.0 mmole), ethyl propylacetoacetate (0.80 ml, 5.0 mmole) and lastly ammonium acetate (0.770g, 10.0 mmole). The mixture was held at reflux for 48h. No precipitate was observed. The ethanol was removed *in vacuo* to provide a crude viscous material which was subjected to a 100g SiO₂ flash column using 40% ethyl acetate: hexanes as eluent. The desired product (1.54g, 68%) was obtained as a yellow amorphous solid. R_f = 0.37 in 1:1 ethyl acetate : hexanes. ¹H NMR (400 MHz; CDCl₃) δ 7.5 (bd, 2H, J = 7.0 Hz); 7.32-7.25 (m, 2H); 7.19 (at, 1H, J = 7.4 Hz); 7.04 (d, 1H, J = 7.4 Hz); 6.8 (d, 1H, J = 3.5 Hz); 6.38 (bs, 1H); 5.41 (s, 1H); 4.22-3.90 (m, 2H); 2.90-2.80 (m, 1H); 2.72-2.63 (m, 1H); 2.35 (d, 1H, J = 16.8 Hz); 2.25 (d, 1H, J = 16.8 Hz); 2.3-2.2 (m, 2H); 1.74-1.62 (m, 2H); 1.25 (at, 3H, J = 7.0 Hz); 1.07 (s, 3H); 1.02 (s, 3H); 1.01 (at, 3H, J = 7.0 Hz); 1.05-0.95 (m, 2H). LC MS shows MH + at 450; 2M +H at 899 and 2M+Na at 921.

Example 7C: Preparation of a compound of Formula (VI) varying R4, R5, R6, R24"

[0157] Similarly, by essentially following the procedures set out in Examples 7A and 7B above, but optionally replacing the 1,3-cyclohexanedione (**11**) with another 1,3-cyclohexanedione having the general structure (**11**) set out in Example 7A (or replacing it with a 1,3-cyclopentanedione having the general structure (**13**), as explained at the end of Example 7A), and/or optionally replacing the aldehyde (**2**) with other aldehydes of general formula R₁-C(O)H, and/or replacing the beta-keto compound (**3**) with other beta-keto compounds (e.g. acetoacetate or acetoacetamide) having the necessary substituents to result in the indicated products, the following compounds of Formula (VI) were prepared:

Table 6:

ID	Name of Compound
(PT- <i>nnn</i>)	
PT-131	ethyl 4-(biphenyl-4-yl)-2,7,7-trimethyl-5-oxo-1,4,5,6,7,8-hexahydroquinoline-3-carboxylate
PT-132	3-(3-(ethoxycarbonyl)-2,7,7-trimethyl-5-oxo-1,4,5,6,7,8-hexahydroquinolin-4-yl)benzoic acid
PT-134	ethyl 4-(2-methoxynaphthalen-1-yl)-2-methyl-5-oxo-1,4,5,6,7,8-hexahydroquinoline-3-carboxylate
PT-135	ethyl 2-methyl-4-(4-methylnaphthalen-1-yl)-5-oxo-1,4,5,6,7,8-hexahydroquinoline-3-carboxylate
PT-136	ethyl 2-ethyl-4-(4-methoxynaphthalen-1-yl)-5-oxo-1,4,5,6,7,8-hexahydroquinoline-3-carboxylate
PT-137	ethyl 4-(6-methoxynaphthalen-2-yl)-2-methyl-5-oxo-1,4,5,6,7,8-hexahydroquinoline-3-carboxylate
PT-138	ethyl 4-(4,7-dimethoxynaphthalen-1-yl)-2-methyl-5-oxo-1,4,5,6,7,8-hexahydroquinoline-3-carboxylate
PT-139	ethyl 4-(4-(dimethylamino)naphthalen-1-yl)-2-methyl-5-oxo-1,4,5,6,7,8-hexahydroquinoline-3-carboxylate
PT-140	ethyl 2-methyl-5-oxo-1,4,5,6,7,8-hexahydro-4,5'-biquinoline-3-carboxylate
PT-141	ethyl 7,7-dimethyl-5-oxo-4-(5-phenylthiophen-2-yl)-2-propyl-1,4,5,6,7,8-hexahydroquinoline-3-carboxylate
PT-142	ethyl 2-methyl-5-oxo-4-(thiophen-2-yl)-1,4,5,6,7,8-hexahydroquinoline-3-carboxylate
PT-143	ethyl 2-methyl-5-oxo-4-(thiophen-3-yl)-1,4,5,6,7,8-hexahydroquinoline-3-carboxylate
PT-144	ethyl 2-methyl-5-oxo-7-phenyl-4-(thiophen-2-yl)-1,4,5,6,7,8-hexahydroquinoline-3-carboxylate
PT-145	ethyl 2-methyl-5-oxo-7-phenyl-4-(thiophen-3-yl)-1,4,5,6,7,8-hexahydroquinoline-3-carboxylate
PT-146	ethyl 4-(5-chlorothiophen-2-yl)-2,8,8-trimethyl-5-oxo-1,4,5,6,7,8-hexahydroquinoline-3-carboxylate
PT-147	ethyl 4-(5-chlorothiophen-2-yl)-7-(furan-2-yl)-2-methyl-5-oxo-1,4,5,6,7,8-hexahydroquinoline-3-carboxylate
PT-148	ethyl 5-oxo-2-propyl-4-(thiophen-3-yl)-1,4,5,6,7,8-hexahydroquinoline-3-carboxylate
PT-149	ethyl 5-oxo-7-phenyl-2-propyl-4-(thiophen-3-yl)-1,4,5,6,7,8-hexahydroquinoline-3-carboxylate

- PT-150 ethyl 7-(furan-2-yl)-5-oxo-2-propyl-4-(thiophen-3-yl)-1,4,5,6,7,8-hexahydroquinoline-3-carboxylate
- PT-151 ethyl 7,7-dimethyl-5-oxo-2-propyl-4-(thiophen-3-yl)-1,4,5,6,7,8-hexahydroquinoline-3-carboxylate
- PT-152 ethyl 7-isopropyl-5-oxo-2-propyl-4-(thiophen-3-yl)-1,4,5,6,7,8-hexahydroquinoline-3-carboxylate
- PT-153 ethyl 4-(furan-2-yl)-2-methyl-5-oxo-1,4,5,6,7,8-hexahydroquinoline-3-carboxylate
- PT-154 ethyl 4-(furan-3-yl)-2-methyl-5-oxo-1,4,5,6,7,8-hexahydroquinoline-3-carboxylate
- PT-155 ethyl 4-(furan-3-yl)-2-methyl-5-oxo-7-phenyl-1,4,5,6,7,8-hexahydroquinoline-3-carboxylate
- PT-156 2-methoxyethyl 2,7,7-trimethyl-5-oxo-4-(4-phenoxyphenyl)-1,4,5,6,7,8-hexahydroquinoline-3-carboxylate
- PT-157 isopropyl 2-methyl-4-(naphthalen-2-yl)-5-oxo-1,4,5,6,7,8-hexahydroquinoline-3-carboxylate
- PT-158 isopropyl 2-methyl-4-(naphthalen-1-yl)-5-oxo-1,4,5,6,7,8-hexahydroquinoline-3-carboxylate
- PT-159 isopropyl 2,7,7-trimethyl-5-oxo-4-(4-phenylthiophen-2-yl)-1,4,5,6,7,8-hexahydroquinoline-3-carboxylate
- PT-160 isopropyl 2,7,7-trimethyl-5-oxo-4-(3-(4-(trifluoromethyl)phenyl)-1H-pyrazol-4-yl)-1,4,5,6,7,8-hexahydroquinoline-3-carboxylate
- PT-161 isopropyl 2,7,7-trimethyl-4-(5-methyl-1-o-tolyl-1H-pyrazol-4-yl)-5-oxo-1,4,5,6,7,8-hexahydroquinoline-3-carboxylate
- PT-162 isopropyl 2,7,7-trimethyl-5-oxo-4-(3-(thiophen-2-yl)-1H-pyrazol-4-yl)-1,4,5,6,7,8-hexahydroquinoline-3-carboxylate
- PT-163 2-methyl-3-(4-phenylpiperidine-1-carbonyl)-4-(thiophen-3-yl)-4,6,7,8-tetrahydroquinolin-5(1H)-one
- PT-164 2-methyl-5-oxo-N-(4-phenylbutyl)-4-(thiophen-3-yl)-1,4,5,6,7,8-hexahydroquinoline-3-carboxamide
- PT-165 2-methyl-4-(naphthalen-2-yl)-3-(4-phenylpiperazine-1-carbonyl)-4,6,7,8-tetrahydroquinolin-5(1H)-one
- PT-166 2-methyl-3-(4-phenylpiperazine-1-carbonyl)-4-(thiophen-3-yl)-4,6,7,8-tetrahydroquinolin-5(1H)-one
- PT-167 3-(4-(4-chlorophenyl)piperazine-1-carbonyl)-2-methyl-4-(thiophen-3-yl)-4,6,7,8-tetrahydroquinolin-5(1H)-one
- PT-168 N-(1-(2,6-dimethylphenoxy)propan-2-yl)-2,7,7-trimethyl-5-oxo-4-(thiophen-3-yl)-1,4,5,6,7,8-hexahydroquinoline-3-carboxamide
- PT-169 2-methyl-4-(naphthalen-2-yl)-3-(4-phenylpiperidine-1-carbonyl)-4,6,7,8-tetrahydroquinolin-5(1H)-one
- PT-170 2-methyl-4-(naphthalen-1-yl)-3-(4-phenylpiperidine-1-carbonyl)-4,6,7,8-tetrahydroquinolin-5(1H)-one
- PT-171 2-methyl-4-(naphthalen-1-yl)-3-(1,2,3,4-tetrahydroisoquinoline-2-carbonyl)-4,6,7,8-tetrahydroquinolin-5(1H)-one
- PT-172 3-(1-(2-methyl-4-(naphthalen-1-yl)-5-oxo-1,4,5,6,7,8-hexahydroquinoline-3-carbonyl)piperidin-4-yl)benzoic acid
- PT-173 4-(1-(2-methyl-4-(naphthalen-1-yl)-5-oxo-1,4,5,6,7,8-hexahydroquinoline-3-carbonyl)piperidin-4-yl)benzoic acid
- PT-174 N-(3,3-diphenylpropyl)-2,7,7-trimethyl-5-oxo-4-(thiophen-3-yl)-1,4,5,6,7,8-hexahydroquinoline-3-carboxamide
- PT-175 N-(3,3-diphenylpropyl)-4-(3-(4-fluorophenyl)-1H-pyrazol-4-yl)-2,7,7-trimethyl-5-oxo-1,4,5,6,7,8-hexahydroquinoline-3-carboxamide
- PT-176 N-(furan-2-ylmethyl)-2-methyl-5-oxo-4-(thiophen-2-yl)-1,4,5,6,7,8-hexahydroquinoline-3-carboxamide
- PT-177 N-benzyl-2-methyl-5-oxo-4-(thiophen-2-yl)-1,4,5,6,7,8-hexahydroquinoline-3-

	carboxamide
PT-178	N-benzyl-2-methyl-5-oxo-4-(thiophen-3-yl)-1,4,5,6,7,8-hexahydroquinoline-3-carboxamide
PT-179	N-benzyl-4-(furan-3-yl)-2-methyl-5-oxo-1,4,5,6,7,8-hexahydroquinoline-3-carboxamide
PT-180	N-(2,6-dimethylphenyl)-2-methyl-5-oxo-4-(thiophen-3-yl)-1,4,5,6,7,8-hexahydroquinoline-3-carboxamide
PT-187	ethyl 2-methyl-5-oxo-4-(thiophen-2-yl)-4,5-dihydro-1H-indeno[1,2-b]pyridine-3-carboxylate
PT-188	ethyl 2-chloro-6-methoxy-2'-methyl-5'-oxo-1',4',5',6',7',8'-hexahydro-3,4'-biquinoline-3'-carboxylate
PT-189	ethyl 4-(2-chloropyridin-3-yl)-2-methyl-5-oxo-1,4,5,6,7,8-hexahydroquinoline-3-carboxylate
PT-190	ethyl 2-methyl-5-oxo-1,4,5,6,7,8-hexahydro-4,4'-biquinoline-3-carboxylate
PT-265	2-methyl-4-(naphthalen-1-yl)-3-(piperidine-1-carbonyl)-4,6,7,8-tetrahydroquinolin-5(1H)-one
PT-266	2-methyl-4-(naphthalen-1-yl)-5-oxo-N'-(2-phenylacetyl)-1,4,5,6,7,8-hexahydroquinoline-3-carbohydrazide
PT-287	4-(1-(2-methyl-4-(naphthalen-1-yl)-5-oxo-1,4,5,6,7,8-hexahydroquinoline-3-carbonyl)piperidin-4-yl)benzamide
PT-297	4-(4-(2-methyl-4-(naphthalen-1-yl)-5-oxo-1,4,5,6,7,8-hexahydroquinoline-3-carbonyl)piperazin-1-yl)benzoic acid
PT-303	4-chloro-2-methoxybenzyl 4-(2,6-dichlorophenyl)-2-methyl-5-oxo-1,4,5,6,7,8-hexahydroquinoline-3-carboxylate
PT-320	benzyl 2-methyl-4-(naphthalen-2-yl)-5-oxo-1,4,5,6,7,8-hexahydroquinoline-3-carboxylate
PT-323	benzyl 2-methyl-5-oxo-4-phenyl-1,4,5,6,7,8-hexahydroquinoline-3-carboxylate
PT-328	benzyl 4-(2-(benzyloxy)phenyl)-2-methyl-5-oxo-1,4,5,6,7,8-hexahydroquinoline-3-carboxylate
PT-329	benzyl 4-(2-bromophenyl)-2-methyl-5-oxo-1,4,5,6,7,8-hexahydroquinoline-3-carboxylate
PT-334	benzyl 4-(anthracen-9-yl)-2-methyl-5-oxo-1,4,5,6,7,8-hexahydroquinoline-3-carboxylate
PT-335	benzyl 4-(benzo[b]thiophen-2-yl)-2-methyl-5-oxo-1,4,5,6,7,8-hexahydroquinoline-3-carboxylate
PT-336	benzyl 4-(biphenyl-2-yl)-2-methyl-5-oxo-1,4,5,6,7,8-hexahydroquinoline-3-carboxylate
PT-452	ethyl 4-(4-(2-methyl-4-(naphthalen-1-yl)-5-oxo-1,4,5,6,7,8-hexahydroquinoline-3-carbonyl)piperazin-1-yl)benzoate

[0158] Given a desired product, such as for example set out in the above table, the necessary starting materials generally may be determined by inspection, based on the general procedure set out in Example 7A.

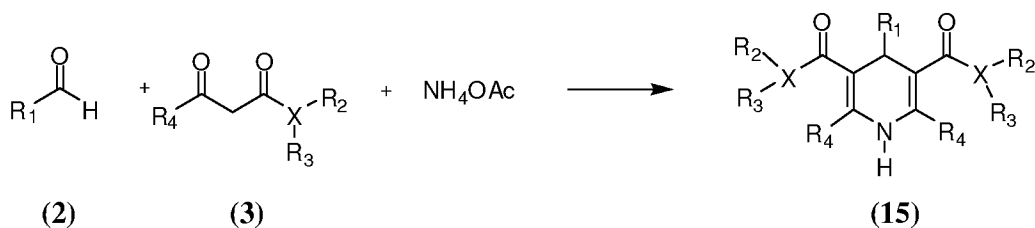
Example 7D: Preparation of a compound of Formula (VI) varying R4, R5, R6

[0159] Similarly, by essentially following the procedures set out in Examples 7A and 7B above, but optionally replacing the 1,3-cyclohexanedione (**11**) with another 1,3-cyclohexanedione having the general structure (**11**) set out in Example 7A (or replacing

it with a 1,3-cyclopentanedione having the general structure (13), as explained at the end of Example 7A), and/or optionally replacing the aldehyde (2) with other aldehydes of general formula $R_1-C(O)H$ and/or replacing the beta-keto compound (3) with other beta-keto compounds, further compounds of Formula (VI) may be prepared.

EXAMPLE 8

Example 8A: General method for synthesis of compounds of Formula (I)

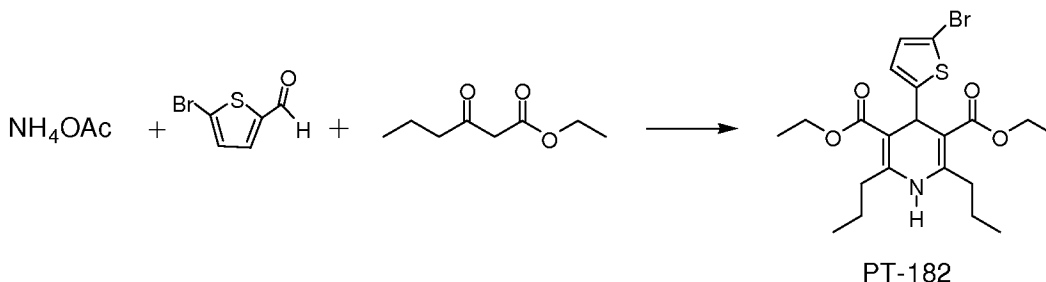


[0160] Referring to the above reaction, the aldehyde (2) is reacted with a beta-keto compound (3) to give the product (15), which is a compound of Formula (I). Given a desired product (15) for which the substituent groups R_1 , $X(R_2)(R_3)$, and R_4 are defined, the necessary starting materials (2) and (3) may be determined by inspection. In certain cases, X is a nitrogen and R_2 and R_3 may be substituents (such as are described elsewhere herein) bound to the nitrogen, such that the beta-keto compound (3) is a beta-keto amide. In certain other cases, X taken together with R_3 is an oxygen and R_2 may be a substituent (such as described elsewhere herein) bound to the oxygen, such that the beta-keto compound (3) is a beta-keto ester.

[0161] To a solution of the aldehyde (2) (5.0 mmole) in hot ethanol (15 ml) was added the beta-keto ester or beta-keto amide (3) (10.0 mmole) followed by the ammonium acetate (10.0 mmole). The mixture is heated to reflux for 15h. Sometimes a precipitate would occur and workup consisted of filtration and washing with ether-hexanes mixtures. If a precipitate did not appear, the crude reaction mixture is reduced *in vacuo*. The material is then dissolved in ethyl acetate and washed with water (2X), saturated aqueous $NaHCO_3$, then brine. The organic phase is decanted and reduced *in vacuo* and purified on a silica gel flash column to provide the pure desired product (15).

Example 8B: Preparation of a compound of Formula (I) in which R2 is propyl, R3 is ethoxycarbonyl, R4 is 5-bromothiophen-2-yl, R5 is ethoxy, and R6 is propyl

[0162] Synthesis of diethyl 4-(5-bromothiophen-2-yl)-2,6-dipropyl-1,4-dihydropyridine-3,5-dicarboxylate (PT-182):



[0163] To a solution of ethyl propylacetoacetate (1.59 ml, 10.0 mmole) in hot ethanol (20 ml) was added 5-bromo-2-thiophenecarboxaldehyde (0.958 ml, 5.0 mmole) followed by the ammonium acetate (0.616 g, 8.0 mmole). The mixture was held at reflux for 24h. No precipitate was formed. The reaction mixture was reduced *in vacuo*. The crude material was dissolved in ethyl acetate and washed with water (2X) and the organic phase was reduced *in vacuo*. This material was applied to 150g SiO₂ flash column and eluted with 25% ethyl acetate: hexanes eluent to provide the desired product (2.0g, 85%) as a light yellow oil. R_f = 0.45 in 30% ethyl acetate: hexanes. ¹H NMR (400 MHz; CDCl₃) δ 6.77 (d, 1H, J = 3.9 Hz); 6.54 (dd, 1H, J = 3.9, 0.78 Hz); 5.9 (bs, 1H); 5.28 (s, 1H); 4.23-4.15 (m, 4H); 2.81-2.72 (m, 2H); 2.64-2.56 (m, 2H); 1.72-1.54 (m, 4H); 1.28 (at, 6H, J = 7.0 Hz); 0.88 (at, 6H, J = 7.4 Hz). LC MS shows MH⁺ at 470 and 472.

Example 8C: Preparation of a compound of Formula (I) varying R2, R3, R4, R5, R6

[0164] Similarly, by essentially following the procedures set out in Examples 8A and 8B above, but optionally replacing the aldehyde (2) with other aldehydes of general formula R₁-C(O)H, and/or replacing the beta-keto compound (3) with other beta-keto compounds (e.g. acetoacetate or acetoacetamide) having the necessary substituents to result in the indicated products, the following compounds of Formula (I) were prepared:

Table 7:

ID	Name of Compound
(PT-nnn)	Name of Compound
PT-107	diethyl 2,6-dimethyl-4-(naphthalen-2-yl)-1,4-dihydropyridine-3,5-dicarboxylate
PT-108	diethyl 2,6-dimethyl-4-(naphthalen-1-yl)-1,4-dihydropyridine-3,5-dicarboxylate
PT-109	diethyl 4-(2,3-dihydrobenzo[b][1,4]dioxin-6-yl)-2,6-dimethyl-1,4-dihydropyridine-3,5-dicarboxylate
PT-110	diethyl 2,6-dimethyl-4-(thiophen-3-yl)-1,4-dihydropyridine-3,5-dicarboxylate
PT-111	diethyl 2,6-dimethyl-4-(thiophen-2-yl)-1,4-dihydropyridine-3,5-dicarboxylate
PT-112	5-(3,5-bis(ethoxycarbonyl)-2,6-dimethyl-1,4-dihydropyridin-4-yl)thiophene-2-carboxylic acid
PT-113	diethyl 4-(5-ethylthiophen-2-yl)-2,6-dimethyl-1,4-dihydropyridine-3,5-dicarboxylate
PT-114	diethyl 4-(benzo[b]thiophen-2-yl)-2,6-dimethyl-1,4-dihydropyridine-3,5-dicarboxylate
PT-115	diethyl 4-(benzo[b]thiophen-3-yl)-2,6-dimethyl-1,4-dihydropyridine-3,5-dicarboxylate
PT-116	diethyl 2,6-dimethyl-4-(3-methylbenzo[b]thiophen-2-yl)-1,4-dihydropyridine-3,5-dicarboxylate
PT-117	diethyl 2,6-dimethyl-4-(3-methylbenzo[b]thiophen-2-yl)pyridine-3,5-dicarboxylate
PT-118	diethyl 4-(5-(4-chlorophenyl)furan-2-yl)-2,6-dimethyl-1,4-dihydropyridine-3,5-dicarboxylate
PT-119	diethyl 2,6-dimethyl-4-(5-(2-(trifluoromethyl)phenyl)furan-2-yl)-1,4-dihydropyridine-3,5-dicarboxylate
PT-120	diethyl 4-(furan-3-yl)-2,6-dimethyl-1,4-dihydropyridine-3,5-dicarboxylate
PT-121	diethyl 4-(5-ethylfuran-2-yl)-2,6-dimethyl-1,4-dihydropyridine-3,5-dicarboxylate
PT-122	diethyl 4-(benzofuran-2-yl)-2,6-dimethyl-1,4-dihydropyridine-3,5-dicarboxylate
PT-123	diisopropyl 2,6-dimethyl-4-(naphthalen-1-yl)-1,4-dihydropyridine-3,5-dicarboxylate
PT-124	diisopropyl 4-(5-bromothiophen-2-yl)-2,6-dimethyl-1,4-dihydropyridine-3,5-dicarboxylate
PT-125	bis(2-methoxyethyl) 4-(3-bromothiophen-2-yl)-2,6-dimethyl-1,4-dihydropyridine-3,5-dicarboxylate
PT-126	diisopropyl 4-(5-(4-chlorophenyl)furan-2-yl)-2,6-dimethyl-1,4-dihydropyridine-3,5-dicarboxylate
PT-127	diisopropyl 4-(1-(4-fluorophenyl)-5-methyl-1H-pyrazol-4-yl)-2,6-dimethyl-1,4-dihydropyridine-3,5-dicarboxylate
PT-128	diisopropyl 4-(3-(4-fluorophenyl)-1H-pyrazol-4-yl)-2,6-dimethyl-1,4-dihydropyridine-3,5-dicarboxylate
PT-129	dibenzyl 2,6-dimethyl-4-(naphthalen-2-yl)-1,4-dihydropyridine-3,5-dicarboxylate
PT-130	bis(3,4-dimethoxybenzyl) 2,6-dimethyl-4-(naphthalen-2-yl)-1,4-dihydropyridine-3,5-dicarboxylate
PT-181	diethyl 4-(5-bromothiophen-2-yl)-2,6-diethyl-1,4-dihydropyridine-3,5-dicarboxylate
PT-182	diethyl 4-(5-bromothiophen-2-yl)-2,6-dipropyl-1,4-dihydropyridine-3,5-dicarboxylate
PT-183	diethyl 4-(5-bromothiophen-2-yl)-2,6-diisopropyl-1,4-dihydropyridine-3,5-dicarboxylate
PT-191	diethyl 1,2,6-trimethyl-4-(naphthalen-1-yl)-1,4-dihydropyridine-3,5-dicarboxylate
PT-429	diethyl 4-(2,4-dimethoxyphenyl)-2,6-dimethyl-1,4-dihydropyridine-3,5-dicarboxylate
PT-430	diethyl 4-(2-bromophenyl)-2,6-dimethyl-1,4-dihydropyridine-3,5-dicarboxylate
PT-431	diethyl 4-(2-cyano-4-methoxyphenyl)-2,6-dimethyl-1,4-dihydropyridine-3,5-dicarboxylate
PT-432	diethyl 4-(2-fluoro-4-methoxyphenyl)-2,6-dimethyl-1,4-dihydropyridine-3,5-dicarboxylate

PT-433	diethyl 4-(2-methoxy-4-nitrophenyl)-2,6-dimethyl-1,4-dihydropyridine-3,5-dicarboxylate
PT-434	diethyl 4-(2-methoxyphenyl)-2,6-dimethyl-1,4-dihydropyridine-3,5-dicarboxylate
PT-436	diethyl 4-(4-(dimethylamino)-2-methoxyphenyl)-2,6-dimethyl-1,4-dihydropyridine-3,5-dicarboxylate
PT-437	diethyl 4-(4-(dimethylamino)-2-nitrophenyl)-2,6-dimethyl-1,4-dihydropyridine-3,5-dicarboxylate
PT-438	diethyl 4-(biphenyl-2-yl)-2,6-dimethyl-1,4-dihydropyridine-3,5-dicarboxylate
PT-439	diethyl 4-(biphenyl-3-yl)-2,6-dimethyl-1,4-dihydropyridine-3,5-dicarboxylate

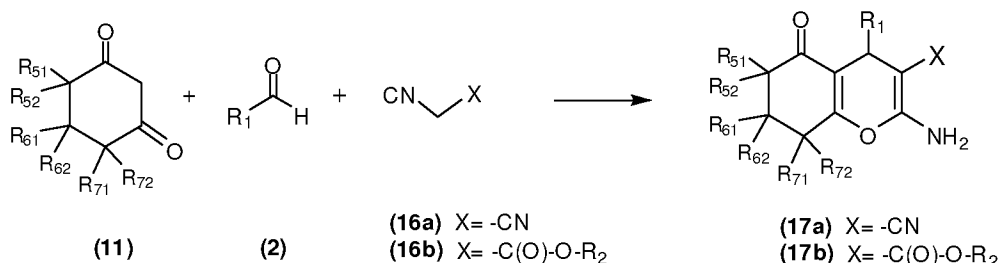
[0165] Given a desired product, such as for example set out in the above table, the necessary starting materials generally may be determined by inspection, based on the general procedure set out in Example 8A.

Example 8D: Preparation of a compound of Formula (I) varying R2, R3, R4, R5, R6

[0166] Similarly, by essentially following the procedures set out in Example 8A and 8B above, but optionally replacing the aldehyde (2) with other aldehydes of general formula $R_1-C(O)H$, and/or replacing the beta-keto compound (3) with other beta-keto compounds (e.g. acetoacetate or acetoacetamide), further compounds of Formula (I) may be prepared.

EXAMPLE 9

Example 9A: General method for synthesis of compounds of Formula (I)

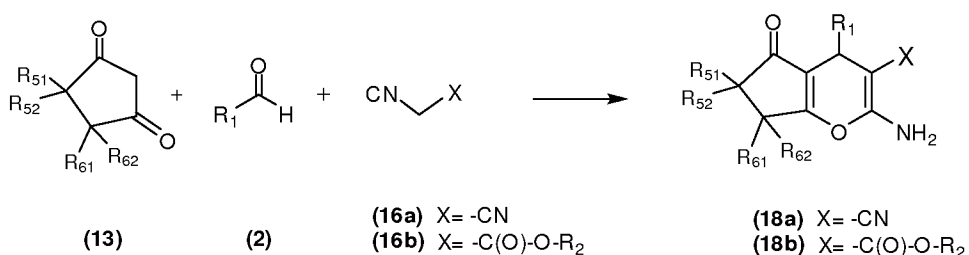


[0167] Referring to the above reaction, the 1,3-cyclohexanedione (11) is reacted with an aldehyde (2) and malononitrile (16a) ($X = -CN$) or a cyanoacetate ester (16b) ($X = -C(O)-O-R_2$) to give the product (17a) or (17b), which is a compound of Formula (I). Given a desired product (17a) or (17b) for which the substituent groups R_1 , X , R_{51} , R_{52} ,

R₆₁, R₆₂, R₇₁, R₇₂, are defined, the necessary starting materials (2), (11), and (16a) or (16b) may be determined by inspection.

[0168] A solution of the aldehyde (2) (10.0 mmole) and malononitrile (16a) or cyanoacetate ester (16b) (10.0 mmole) in hot ethanol (20.0 ml) is heated at reflux for 15 minutes. Observe a copious amount of precipitate, which is the malononitrile Knoevenagel product if malononitrile (16a) was used or an alpha-cyano ester product if the cyanoacetate ester (16b) was used. To this mixture is added the 1,3-cyclohexanedione (11) and the mixture is heated at reflux for 2h, then stirred at room temperature for 16h. The crude reaction is reduced *in vacuo* and dissolved in ethyl acetate. It is washed with water then brine. The organic phase is decanted and reduced *in vacuo* to provide solid material. It is filtered and washed with ethyl ether to provide clean desired material.

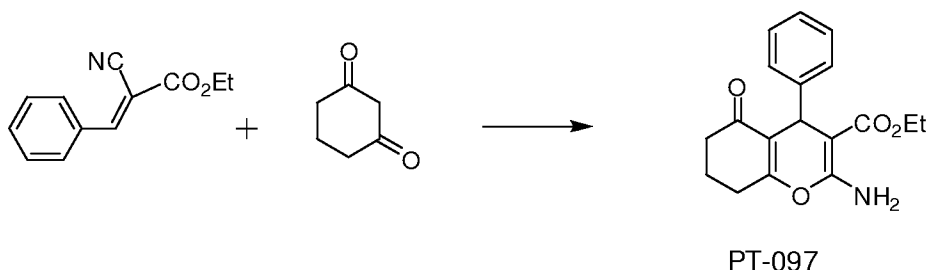
[0169] It is noted that essentially the same reaction may be performed, but substituting a 1,3-cyclopentanedione (13) and ending with the product (18a) or (18b), as shown here:



[0170] Thus, compounds of the invention having the structure given by Formula (I) wherein R5 and R6 taken together form a bridging group may be synthesized as described in this example.

Example 9B: Preparation of a compound of Formula (I) in which R4 is phenyl, R3 is ethoxycarbonyl, R2 is amino, and R5 and R6 taken together form a bridging group

[0171] Synthesis of ethyl 2-amino-5-oxo-4-phenyl-5,6,7,8-tetrahydro-4H-chromene-3-carboxylate (PT-097):

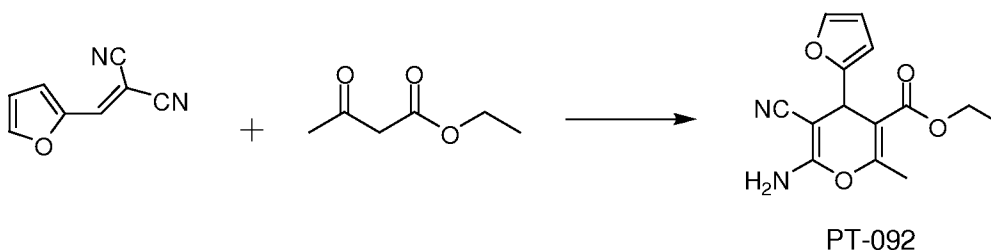


[0172] To a solution of 1,3-cyclohexane dione (0.56g, 5.0 mmole) in hot ethanol (10 ml) was added ethyl *trans*- α -cyanocinnamate (1.0g, 5.0 mmole) and the mixture heated at reflux for 18h. The mixture was cooled to room temperature, filtered and washed with ethanol to provide the desired product (1.30g, 83%) as a white powder. ^1H NMR (400 MHz; CDCl_3) δ 7.29-7.0 (m, 5H); 6.2 (bs, 2H); 4.72 (s, 1H); 4.09-3.96 (m, 2H); 2.64-2.48 (m, 2H); 2.40-2.26 (m, 2H); 2.06-1.88 (m, 2H); 1.14 (t, 3H, $J = 7.4$ Hz). LC MS shows MH⁺ at 314.

Example 9C: Preparation of a compound of Formula (I) in which R₄ is furan-2-yl, R₃ is cyano, R₂ is amino, R₅ is ethoxy, and R₆ is methyl

[0173] This example describes a synthesis that is essentially similar to Examples 9A and 9B, except the cyclic diones of Examples 9A and 9B are replaced in this Example with an open-chain (non-cyclic) beta-ketoester.

[0174] Synthesis of ethyl 6-amino-5-cyano-4-(furan-2-yl)-2-methyl-4H-pyran-3-carboxylate (PT-092):



[0175] To a solution of (2-furanylmethylene)malononitrile (0.72g, 5.0 mmole) in hot ethanol (5.0 ml) was added ethyl acetoacetate (0.647 ml, 5.0 mmole) followed by 1 drop of pyrrolidine. The mixture was refluxed for 15h. Upon cooling the mixture to room temperature a precipitate formed. The mixture was filtered to provide the desired product (0.753g, 55%) as pinkish powder. $R_f = 0.4$ in 50% ethyl acetate:hexanes. ^1H NMR (400 MHz; CDCl_3) δ 7.295 (m, 1H); 6.27 (dd, 1H, $J = 3.1, 1.95$ Hz); 6.10 (d,

1H, J = 3.1 Hz); 4.63 (s, 1H); 4.50 (bs, 2H); 4.22-4.07 (m, 2H); 2.36 (s, 3H); 1.20 (t, 3H, J = 7.0 Hz). LC MS shows MH + at 275.

[0176] This example describes a synthesis that is essentially similar to Examples 9A and 9B above, except the cyclic diones of Examples 9A and 9B are replaced in this Example with an open-chain (non-cyclic) beta-ketoester, providing for a product in which R5 and R6 do not form a bridging group. Similarly, by essentially following the procedures set out in Examples 9A above, but replacing the cyclic dione (**11**) or (**13**) with a beta-ketoester (either ethyl acetoacetate as in this example, above, or other beta-ketoesters such as are described elsewhere herein), and/or optionally replacing the aldehyde (**2**) with other aldehydes of general formula R₁-C(O)H and/or replacing the malononitrile (**16a**) (X = -CN) or cyanoacetate ester (**16b**) (X = -C(O)-O-R₂) with other cyanoacetate ester (**16b**) compounds (e.g. ethyl cyanoacetate or benzyl cyanoacetate), further compounds of Formula (I) in which R5 and R6 do not form a bridging group may be prepared.

Example 9D: Preparation of a compound of Formula (I) varying R3, R4, R5, R6

[0177] Similarly, by essentially following the procedures set out in Examples 9A and 9B above, but optionally replacing the 1,3-cyclohexanedione (**11**) with another 1,3-cyclohexanedione having the general structure (**11**) set out in Example 9A (or replacing it with a 1,3-cyclopentanedione having the general structure (**13**), as explained at the end of Example 9A), and/or optionally replacing the aldehyde (**2**) with other aldehydes of general formula R₁-C(O)H, and/or replacing the malononitrile (**16a**) (X = -CN) or cyanoacetate ester (**16b**) (X = -C(O)-O-R₂) with other cyanoacetate ester (**16b**) compounds (e.g. ethyl cyanoacetate or benzyl cyanoacetate) having the necessary substituents to result in the indicated products, the following compounds of Formula (I) were prepared:

Table 8:

ID	Name of Compound
(PT- <i>nnn</i>)	
PT-093	2-amino-4-(4-bromophenyl)-5-oxo-4,5,6,7-tetrahydrocyclopenta[b]pyran-3-carbonitrile
PT-094	2-amino-4-(4-bromophenyl)-5-oxo-7-phenyl-5,6,7,8-tetrahydro-4H-chromene-3-carbonitrile
PT-096	2-amino-4-(4-bromophenyl)-5-oxo-5,6,7,8-tetrahydro-4H-chromene-3-carbonitrile
PT-097	ethyl 2-amino-5-oxo-4-phenyl-5,6,7,8-tetrahydro-4H-chromene-3-carboxylate

PT-098	3-(2-amino-3-cyano-7,7-dimethyl-5-oxo-5,6,7,8-tetrahydro-4H-chromen-4-yl)benzoic acid
PT-099	2-amino-5-oxo-4-(thiophen-2-yl)-5,6,7,8-tetrahydro-4H-chromene-3-carbonitrile
PT-100	2-amino-5-oxo-4-(thiophen-3-yl)-5,6,7,8-tetrahydro-4H-chromene-3-carbonitrile
PT-101	2-amino-5-oxo-7-phenyl-4-(thiophen-2-yl)-5,6,7,8-tetrahydro-4H-chromene-3-carbonitrile
PT-102	2-amino-5-oxo-7-phenyl-4-(thiophen-3-yl)-5,6,7,8-tetrahydro-4H-chromene-3-carbonitrile
PT-103	2-amino-4-(furan-2-yl)-5-oxo-5,6,7,8-tetrahydro-4H-chromene-3-carbonitrile
PT-104	2-amino-4-(furan-2-yl)-5-oxo-7-phenyl-5,6,7,8-tetrahydro-4H-chromene-3-carbonitrile
PT-105	2-amino-4-(4-bromophenyl)-5-oxo-5,7-dihydro-4H-furo[3,4-b]pyran-3-carbonitrile
PT-106	2-amino-4-(furan-2-yl)-5-oxo-4,5-dihydropyrano[3,2-c]chromene-3-carbonitrile

[0178] Given a desired product, such as for example set out in the above table, the necessary starting materials generally may be determined by inspection, based on the general procedure set out in Example 9A.

Example 9E: Preparation of a compound of Formula (I) varying R3, R4, R5, R6

[0179] Similarly, by essentially following the procedures set out in Examples 9A and 9B above, but optionally replacing the 1,3-cyclohexanedione (**11**) with another 1,3-cyclohexanedione having the general structure (**11**) set out in Example 9A (or replacing it with a 1,3-cyclopentanedione having the general structure (**13**), as explained at the end of Example 9A), and/or optionally replacing the aldehyde (**2**) with other aldehydes of general formula $R_1-C(O)H$ and/or replacing the malonitrile (**16a**) ($X = -CN$) or cyanoacetate ester (**16b**) ($X = -C(O)-O-R_2$) with other cyanoacetate ester (**16b**) compounds (e.g. ethyl cyanoacetate or benzyl cyanoacetate), further compounds of Formula (I) may be prepared.

EXAMPLE 10

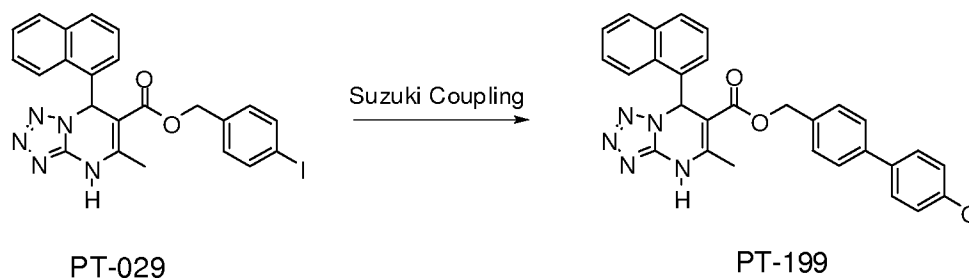
Further preparation of compounds of Formula (I)

Example 10A: Suzuki coupling procedure

[0180] Compounds of Formulas (I) - (VI) that have halo substituents on aromatic rings (e.g. aryl or heteroaryl rings of R4 or R5 or elsewhere in the molecule) may be made as described above in Examples 1-9. These compounds having halo-substituted aryl

groups may then be modified using a Suzuki coupling procedure. An example is given here.

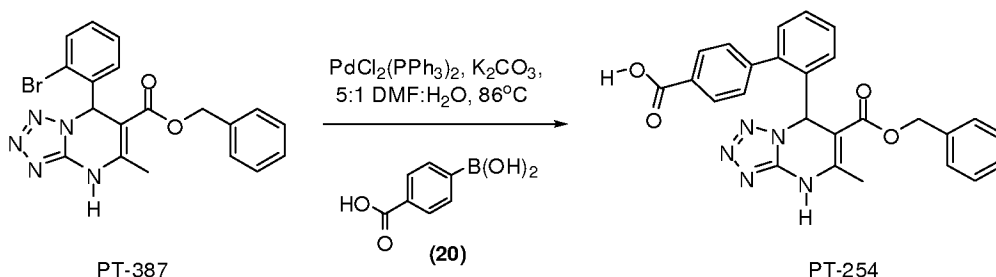
[0181] Synthesis of (4'-methoxybiphenyl-4-yl)methyl 5-methyl-7-(naphthalen-1-yl)-4,7-dihydro-tetrazolo[1,5-a]pyrimidine-6-carboxylate (PT-199):



[0182] PT-029 (200 mg; 0.38 mmole) was dissolved in dry DME (4ml) and dry DMF (0.5ml) while heating to 50°C. After dissolution, the solution was cooled to room temperature and para-methoxyphenylboronic acid (145 mg; 0.95 mmole) was added followed by 1.0 ml of a 2M Na₂CO₃ solution, then Pd(Cl)₂(PPh₃)₂ (70 mg; 0.1 mmole). The mixture was then heated at 82°C for 15h. The mixture was cooled to room temperature and ethyl acetate was added. The organic phase was washed with saturated NaHCO₃ solution, and the organic phase was separated and dried over MgSO₄. The organic phase was filtered from the magnesium sulfate and then evaporated *in vacuo*. The crude material was purified on a silica gel column (15g) using 1:1 ethyl acetate : hexanes eluent (R_f= 0.35) to provide 81 mg (42%) of PT-199 as a light grey powder. H¹ NMR (400 MHz) (CDCl₃) 10.2 (1H), 8.5-6.6 (m,16H), 4.98 (d, J=12.5 Hz, 1H), 4.92 (d, J=12.5 Hz, 1H), 3.9 (s, 3H), 2.85 (s, 3H). LC MS shows 96% purity and MS CI 504 (M+H) and 1007 (2M+H).

Example 10B: Suzuki coupling procedure

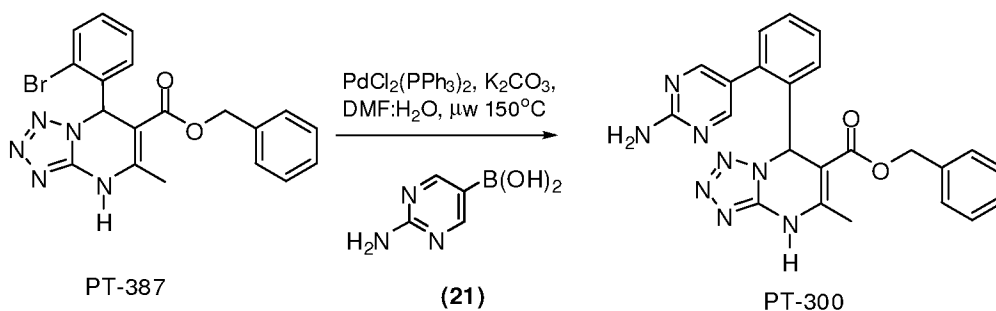
[0183] Another Example of a Suzuki coupling procedure on a compound of Formula (I) is given here.



[0184] Procedure: To a solution of PT-387 (855 mg, 2.00 mmol) and (20) (500 mg, 3.00 mmol) in DMF (15 mL) was added K_2CO_3 (830 mg, 6.00 mmol) and H_2O (3 mL). The reaction mixture was stirred for 5 min under an atmosphere of dry N_2 . $\text{PdCl}_2(\text{PPh}_3)_2$ (70 mg, 0.10 mmol) was added, and the resulting mixture was heated at 86°C for 5 h. The mixture was cooled, diluted with EtOAc (20 mL), filtered through a layer of celite, washed with EtOAc (80 mL) and H_2O (80 mL) and transferred to a separation funnel. The organic phase was washed with 0.1 N LiOH (100 mL, 10.00 mmol), and the combined aqueous phase was washed with diethyl ether (50 mL), then EtOAc (2 x 50 mL). The pH value was adjusted to 2-3, and the milkish precipitate was filtered, washed with H_2O (500 mL), and dried to give a gel-like solid. LCMS showed only 70% as the desired product. To the crude product was added boiling EtOAc (30 mL) and the mixture was sonicated, filtered, washed with EtOAc (30 mL), and dried to afford a white solid PT-254 (286 mg, 31%). MS m/z 468.2 (M+H). >94% HPLC purity. ^1H NMR (400 MHz; dms $\text{O}-d_6$) 11.3 (s, 1H); 7.98 (d, J = 8.6 Hz, 2H); 7.30-7.60 (m, 5H); 7.10-7.28 (m, 4H); 6.84 (d, J = 6.3 Hz, 2H); 6.73 (s, 1H); 4.96 (q, J = 13.0 Hz, 2H); 2.53 (d, J = 2.0 Hz, 3H).

Example 10C: Suzuki coupling procedure

[0185] Another Example of a Suzuki coupling procedure on a compound of Formula (I) is given here.



[0186] Procedure: To a solution of PT-387 (427 mg, 1.00 mmol) and **(21)** (208 mg, 1.50 mmol) in DMF (2.5 mL) was added K₂CO₃ (345 mg, 2.50 mmol) and H₂O (0.5 mL). The reaction mixture was stirred for 5 min under an atmosphere of dry N₂. PdCl₂(PPh₃)₂ (35 mg, 0.05 mmol) was added, and the resulting mixture was capped, heated at 150° C in a Personal Chemistry microwave for 40 min. The mixture was cooled, decanted to a round-bottom flask, washed with 10% DMF in ethyl acetate (EtOAc) (50 mL), filtered through a layer of celite, again washed with 10% DMF in EtOAc (50 mL), and transferred to a separation funnel. The organic phase was washed with 2N NaHCO₃ (10 mL, 20.0 mmol), H₂O (20 mL), 30% aqueous NH₄Cl (50 mL) and brine (50 mL), and then was dried to give yellow solid. Methanol in ether (0.5, 1.5 mL, respectively) was added, and the mixture was sonicated, filtered, washed with 25% MeOH in ether (8 mL), and then dried to give white solid PT-300 (299 mg, 0.68 mmol, 68%). MS m/z 441.2 (M+H). HPLC purity >95%. ¹H NMR (400 MHz; dmsO-D₆) 11.3 (s, 1H); 8.22 (s, 2H); 7.30-7.50 (m, 3H); 7.15-7.25 (m, 4H); 6.85 (dd, J = 6.6 and 1.5 Hz, 2H); 6.79 (s, 1H); 6.70 (s, 1H); 5.07 (s, 1H); 4.89 (s, 1H); 2.44 (s, 3H).

Example 10D: Preparation of a compounds using Suzuki coupling procedure to modify a halo-aryl group

[0187] Compounds of Formulas (I)-(VI) that have halo substituents on aromatic rings (e.g. aryl or heteroaryl rings of R₄ or R₅ or elsewhere on the molecule) were made as described in Examples 1-9. The R₄ or R₅ groups were then modified by essentially following the procedures set out in Examples 10A, 10B and 10C above, but optionally replacing the aryl-boronic acid with other aryl-boronic acids and/or optionally replacing the compound having the aryl-halo group (e.g. a compound of any of Formulas (I)-(VI)) with another compound having an halo-aryl group. The following compounds of Formula (I) were prepared.

Table 9:

ID	Name of Compound
(PT- <i>nnn</i>)	
PT-199	(4'-methoxybiphenyl-4-yl)methyl 5-methyl-7-(naphthalen-1-yl)-4,7-dihydro-tetrazolo[1,5-a]pyrimidine-6-carboxylate
PT-200	(4'-(methoxycarbonyl)biphenyl-4-yl)methyl 5-methyl-7-(naphthalen-1-yl)-4,7-dihydro-tetrazolo[1,5-a]pyrimidine-6-carboxylate
PT-235	(R)-benzyl 5-methyl-7-(2-(5-methylfuran-2-yl)phenyl)-4,7-dihydro-tetrazolo[1,5-a]pyrimidine-6-carboxylate

- PT-236 (R)-benzyl 5-methyl-7-(4'-(trifluoromethyl)biphenyl-2-yl)-4,7-dihydro-tetrazolo[1,5-a]pyrimidine-6-carboxylate
- PT-237 (R)-benzyl 7-(2-(5-chlorothiophen-2-yl)phenyl)-5-methyl-4,7-dihydro-tetrazolo[1,5-a]pyrimidine-6-carboxylate
- PT-238 (R)-benzyl 7-(3'-carbamoylbiphenyl-2-yl)-5-methyl-4,7-dihydro-tetrazolo[1,5-a]pyrimidine-6-carboxylate
- PT-239 (R)-benzyl 7-(3'-cyanobiphenyl-2-yl)-5-methyl-4,7-dihydro-tetrazolo[1,5-a]pyrimidine-6-carboxylate
- PT-240 (R)-benzyl 7-(3'-fluorobiphenyl-2-yl)-5-methyl-4,7-dihydro-tetrazolo[1,5-a]pyrimidine-6-carboxylate
- PT-241 (R)-benzyl 7-(3'-methoxybiphenyl-2-yl)-5-methyl-4,7-dihydro-tetrazolo[1,5-a]pyrimidine-6-carboxylate
- PT-242 (R)-benzyl 7-(4'-carbamoylbiphenyl-2-yl)-5-methyl-4,7-dihydro-tetrazolo[1,5-a]pyrimidine-6-carboxylate
- PT-243 (R)-benzyl 7-(4'-cyanobiphenyl-2-yl)-5-methyl-4,7-dihydro-tetrazolo[1,5-a]pyrimidine-6-carboxylate
- PT-248 2'-(3-(benzyloxycarbonyl)-2-methyl-5-oxo-1,4,5,6,7,8-hexahydroquinolin-4-yl)biphenyl-3-carboxylic acid
- PT-249 2'-(3-(benzyloxycarbonyl)-2-methyl-5-oxo-1,4,5,6,7,8-hexahydroquinolin-4-yl)biphenyl-4-carboxylic acid
- PT-250 2'-(3-(ethoxycarbonyl)-2-methyl-5-oxo-1,4,5,6,7,8-hexahydroquinolin-4-yl)biphenyl-4-carboxylic acid
- PT-253 2'-(6-(benzyloxycarbonyl)-5-methyl-4,7-dihydro-tetrazolo[1,5-a]pyrimidin-7-yl)biphenyl-3-carboxylic acid
- PT-254 2'-(6-(benzyloxycarbonyl)-5-methyl-4,7-dihydro-tetrazolo[1,5-a]pyrimidin-7-yl)biphenyl-4-carboxylic acid
- PT-273 3-(2-(6-(methoxycarbonyl)-5-methyl-4,7-dihydro-tetrazolo[1,5-a]pyrimidin-7-yl)benzo[b]thiophen-3-yl)benzoic acid
- PT-275 3-(3-(6-(methoxycarbonyl)-5-methyl-4,7-dihydro-tetrazolo[1,5-a]pyrimidin-7-yl)benzo[b]thiophen-2-yl)benzoic acid
- PT-292 4-(2-(6-(ethoxycarbonyl)-5-methyl-4,7-dihydro-tetrazolo[1,5-a]pyrimidin-7-yl)thiophen-3-yl)benzoic acid
- PT-293 4-(3-(6-((cyclopropylmethoxy)carbonyl)-5-methyl-4,7-dihydro-tetrazolo[1,5-a]pyrimidin-7-yl)benzo[b]thiophen-2-yl)benzoic acid
- PT-294 4-(3-(6-(benzyloxycarbonyl)-5-methyl-4,7-dihydro-tetrazolo[1,5-a]pyrimidin-7-yl)benzo[b]thiophen-2-yl)benzoic acid
- PT-296 4-(3-(6-(methoxycarbonyl)-5-methyl-4,7-dihydro-tetrazolo[1,5-a]pyrimidin-7-yl)benzo[b]thiophen-2-yl)benzoic acid
- PT-344 benzyl 5-methyl-7-(2'-methylbiphenyl-2-yl)-4,7-dihydro-tetrazolo[1,5-a]pyrimidine-6-carboxylate
- PT-348 benzyl 5-methyl-7-(3'-(methylsulfonamido)biphenyl-2-yl)-4,7-dihydro-tetrazolo[1,5-a]pyrimidine-6-carboxylate
- PT-349 benzyl 5-methyl-7-(3'-(trifluoromethyl)biphenyl-2-yl)-4,7-dihydro-tetrazolo[1,5-a]pyrimidine-6-carboxylate
- PT-350 benzyl 5-methyl-7-(3'-methylbiphenyl-2-yl)-4,7-dihydro-tetrazolo[1,5-a]pyrimidine-6-carboxylate
- PT-351 benzyl 5-methyl-7-(3-phenylfuran-2-yl)-4,7-dihydro-tetrazolo[1,5-a]pyrimidine-6-carboxylate
- PT-352 benzyl 5-methyl-7-(3-phenylthiophen-2-yl)-4,7-dihydro-tetrazolo[1,5-a]pyrimidine-6-carboxylate
- PT-354 benzyl 5-methyl-7-(4'-(methylsulfonyl)biphenyl-2-yl)-4,7-dihydro-tetrazolo[1,5-a]pyrimidine-6-carboxylate
- PT-360 benzyl 5-methyl-7-(4'-morpholinobiphenyl-2-yl)-4,7-dihydro-tetrazolo[1,5-a]pyrimidine-6-carboxylate

PT-361	benzyl 5-methyl-7-(4'-nitrobiphenyl-2-yl)-4,7-dihydro-tetrazolo[1,5-a]pyrimidine-6-carboxylate
PT-366	benzyl 6-methyl-4-(4'-(methylsulfonamido)biphenyl-2-yl)-4,7-dihydro-1H-pyrazolo[3,4-b]pyridine-5-carboxylate
PT-375	benzyl 7-(2-(2-aminopyrimidin-5-yl)phenyl)-5-methyl-4,7-dihydro-tetrazolo[1,5-a]pyrimidine-6-carboxylate
PT-376	benzyl 7-(2-(3,5-dimethylisoxazol-4-yl)phenyl)-5-methyl-4,7-dihydro-tetrazolo[1,5-a]pyrimidine-6-carboxylate
PT-379	benzyl 7-(2-(4-methoxyphenyl)benzo[b]thiophen-3-yl)-5-methyl-4,7-dihydro-tetrazolo[1,5-a]pyrimidine-6-carboxylate
PT-388	benzyl 7-(2'-carbamoylebiphenyl-2-yl)-5-methyl-4,7-dihydro-tetrazolo[1,5-a]pyrimidine-6-carboxylate
PT-390	benzyl 7-(2'-cyanobiphenyl-2-yl)-5-methyl-4,7-dihydro-tetrazolo[1,5-a]pyrimidine-6-carboxylate
PT-396	benzyl 7-(3-(4-fluorophenyl)furan-2-yl)-5-methyl-4,7-dihydro-tetrazolo[1,5-a]pyrimidine-6-carboxylate
PT-397	benzyl 7-(3-(4-fluorophenyl)thiophen-2-yl)-5-methyl-4,7-dihydro-tetrazolo[1,5-a]pyrimidine-6-carboxylate
PT-399	benzyl 7-(3'-aminobiphenyl-2-yl)-5-methyl-4,7-dihydro-tetrazolo[1,5-a]pyrimidine-6-carboxylate
PT-407	benzyl 7-(4'-(benzyloxy)biphenyl-2-yl)-5-methyl-4,7-dihydro-tetrazolo[1,5-a]pyrimidine-6-carboxylate
PT-413	benzyl 7-(4'-(tert-butoxycarbonyl)biphenyl-2-yl)-5-methyl-4,7-dihydro-tetrazolo[1,5-a]pyrimidine-6-carboxylate
PT-415	benzyl 7-(4'-acetylbiphenyl-2-yl)-5-methyl-4,7-dihydro-tetrazolo[1,5-a]pyrimidine-6-carboxylate
PT-420	benzyl 7-(4'-methoxybiphenyl-2-yl)-5-methyl-4,7-dihydro-tetrazolo[1,5-a]pyrimidine-6-carboxylate
PT-427	diethyl 2,6-dimethyl-4-(2-((2S)-5-methyltetrahydrothiophen-2-yl)phenyl)-1,4-dihydropyridine-3,5-dicarboxylate
PT-428	diethyl 2,6-dimethyl-4-(4'-(methylsulfonamido)biphenyl-2-yl)-1,4-dihydropyridine-3,5-dicarboxylate
PT-435	diethyl 4-(3'-cyanobiphenyl-2-yl)-2,6-dimethyl-1,4-dihydropyridine-3,5-dicarboxylate
PT-451	ethyl 4-(3'-acetylbiphenyl-2-yl)-6-methyl-4,7-dihydro-1H-pyrazolo[3,4-b]pyridine-5-carboxylate
PT-455	ethyl 4-(4'-carbamoylebiphenyl-2-yl)-2-methyl-5-oxo-1,4,5,6,7,8-hexahydroquinoline-3-carboxylate
PT-471	ethyl 6-methyl-4-(4'-(methylsulfonamido)biphenyl-2-yl)-4,7-dihydro-1H-pyrazolo[3,4-b]pyridine-5-carboxylate
PT-496	ethyl 7-(3-(3-fluorophenyl)thiophen-2-yl)-5-methyl-4,7-dihydro-tetrazolo[1,5-a]pyrimidine-6-carboxylate
PT-499	ethyl 7-(3'-cyanobiphenyl-2-yl)-5-methyl-4,7-dihydro-tetrazolo[1,5-a]pyrimidine-6-carboxylate
PT-503	ethyl 7-(4'-cyanobiphenyl-2-yl)-5-methyl-4,7-dihydro-tetrazolo[1,5-a]pyrimidine-6-carboxylate
PT-505	H-indol-5-yl)phenyl)-5-methyl-4,7-dihydro-tetrazolo[1,5-a]pyrimidine-6-carboxylate

[0188] Given a desired product, such as for example set out in the above table, the necessary starting materials generally may be determined by inspection, based on the general procedure set out in Example 1A.

Example 10E: Preparation of a compounds using Suzuki coupling procedure to modify a halo-aryl group

[0189] Similarly, by essentially following the procedures set out in Examples 10A, 10B and 10C above, but optionally replacing the starting material, i.e. the compound of Formulas (I)-(VI) that has a halo substituent on an aromatic ring, with another compound of Formulas (I)-(VI) that has a halo substituent on an aromatic ring, and/or optionally replacing the aryl-boronic acid with another aryl-boronic acids, further compounds of Formula (I) may be prepared.


EXAMPLE 11

Further preparation of compounds of Formula (I)

Example 11A: Preparation of a compound of Formula (I) varying R1

[0190] Compounds of Formula (I) in which the Q2 group is >N-H (i.e. R1 is -H) may be made as described in Examples 1-10 and elsewhere herein and then may be modified to change the identity of the R1 group. An example is given here:

[0191] Synthesis of benzyl 4,5-dimethyl-7-(naphthalen-1-yl)-4,7-dihydro-tetrazolo[1,5-a]pyrimidine-6-carboxylate (PT-195):



[0192] Dissolve PT-027 (397 mg; 1.0 mmole) in dry THF (5ml) at room temperature. Methyl iodide was then added (0.62 ml; 10.0 mmole) followed by sodium hydride (60% in oil; 200 mg; 5.0 mmole). Let stir at room temperature for 12h. Dilute reaction with ethyl acetate and transfer to a separatory funnel and washed with saturated NaHCO₃ then brine. The organic phase is dried over MgSO₄, filtered then evaporated *in vacuo*. The compound is then purified on a silica gel column (20g) using 1:1 ethyl acetate: hexanes eluent to provide PT-195 (R_f = 0.25) 293 mg (71%) as white powder. H¹ NMR 400 MHz (CDCl₃) 8.5 (d, J=8.2 Hz, 1H); 7.9-7.8 (m, 2H); 7.6-7.3 (m, 3H);

7.12 (t, J=7.5 Hz, 1H); 7.0 (appt, J=7.5 Hz, 2H); 6.62 (appd, J=7.4 Hz, 2H); 4.84 (s,2H); 3.7 (s,3H); 2.8 (s,3H). MS CI 412 (M+H) and 845 (2M+H).

[0193] Similarly, by essentially following the procedures set out in this example above, but optionally replacing the methyl iodide with another alkyl halide compound (e.g. R-X wherein R is optionally substituted lower alkyl and X is a halide, such as chloro, bromo, or iodo) and/or optionally replacing the PT-027 compound with another compound of Formula (I) in which the Q2 group is >N-H, further compounds of Formula (I) may be prepared.

Example 11B: Preparation of a compound of Formula (I) varying R1

[0194] Similarly, by essentially following the procedures described above in Example 11A, other examples of Compounds of Formula (I) in which the R1 group is varied may be made. The compounds in the following table were made by essentially following the procedures described above in Example 11A, with modifications described below.

Table 10:

ID	Name of Compound
(PT-nnn)	Name of Compound
PT-257	2-(6-(benzyloxycarbonyl)-5-methyl-7-(naphthalen-1-yl)tetrazolo[1,5-a]pyrimidin-4(7H)-yl)acetic acid
PT-258	2-(6-(ethoxycarbonyl)-5-methyl-7-(naphthalen-1-yl)tetrazolo[1,5-a]pyrimidin-4(7H)-yl)acetic acid
PT-331	benzyl 4-(2-ethoxy-2-oxoethyl)-5-methyl-7-(naphthalen-1-yl)-4,7-dihydro-tetrazolo[1,5-a]pyrimidine-6-carboxylate
PT-337	benzyl 4-(cyanomethyl)-5-methyl-7-(naphthalen-1-yl)-4,7-dihydro-tetrazolo[1,5-a]pyrimidine-6-carboxylate
PT-449	ethyl 4-(2-ethoxy-2-oxoethyl)-5-methyl-7-(naphthalen-1-yl)-4,7-dihydro-tetrazolo[1,5-a]pyrimidine-6-carboxylate
PT-456	ethyl 4-(cyanomethyl)-5-methyl-7-(naphthalen-1-yl)-4,7-dihydro-tetrazolo[1,5-a]pyrimidine-6-carboxylate
PT-490	ethyl 7-(2-bromophenyl)-4-(2-(2,6-dimethylphenylamino)-2-oxoethyl)-5-methyl-4,7-dihydro-tetrazolo[1,5-a]pyrimidine-6-carboxylate

[0195] The parent compound (the compound of Formula (I) in which the Q2 group is >N-H) was first prepared as described in Examples 1-10 and elsewhere herein. The parent compound (1.0 mmole) was then dissolved in dry DMF (5ml) at room temperature. The (optionally substituted) alkyl halide compound was then added (10.0 mmole). Various examples of alkyl halide compounds employed included

bromoacetonitrile (for product in which R1 is $-\text{CH}_2\text{-CN}$); *t*-butyl bromoacetate (for product in which R1 is $-\text{CH}_2\text{-C(O)O-}t\text{-Bu}$); ethyl bromoacetate (for product in which R1 is $-\text{CH}_2\text{-C(O)O-Et}$); 2-chloro-*N*-(2,6-dimethylphenyl)acetamide (for product in which R1 is $-\text{CH}_2\text{-C(O)-NH-(2,6-dimethylphenyl)}$). Addition of the alkyl halide compound was followed by addition of potassium *t*-butoxide (5.0 mmole). The mixture was stirred at room temperature for 12h. Dilute reaction with ethyl acetate and transfer to a separatory funnel and washed with saturated NaHCO_3 then brine. The organic phase is dried over MgSO_4 , filtered then evaporated *in vacuo*. The compound is then purified on a silica gel column (20g), typically using 1:1 ethyl acetate: hexanes eluent to provide the product compound of Formula (I). In a variation of the synthesis, for product compounds in which the R1 group includes a carboxylic acid group, the corresponding *t*-butyl ester is first prepared as described in this Example, and the *t*-butyl ester is then hydrolysed, for example in aqueous HCl, to provide the product compound. It should be noted that, throughout many of the Examples (e.g. Examples 1-10, and also elsewhere herein) when a compound of the invention (e.g. of Formula (I) or as otherwise described herein) has a carboxylic acid group as part of its structure, the preparation of the compound may proceed by first forming a carboxylic ester, followed by cleavage of the ester, e.g. by hydrolysis in aqueous acid or by saponification.

[0196] Given a desired product, such as for example set out in the above table, the necessary starting materials generally may be determined by inspection, based on the general procedure set out in Example 11A and 11B.

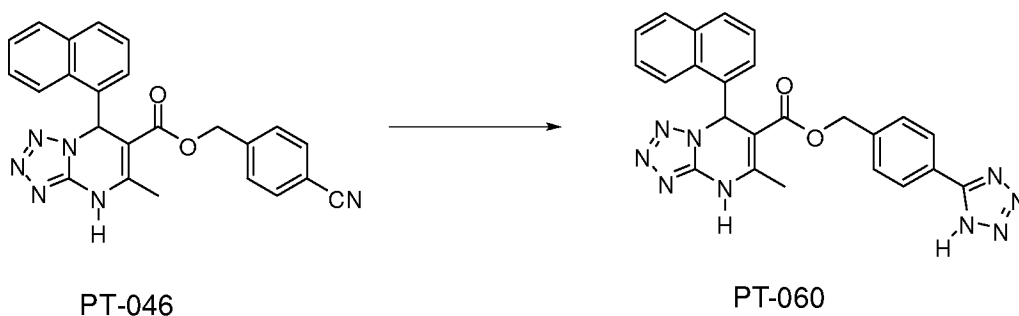
[0197] Similarly, by essentially following the procedures set out in this example above, but optionally replacing the alkyl halide compound with another (optionally substituted) alkyl halide compound and/or optionally replacing the parent compound with another compound of Formula (I) in which the Q2 group is $>\text{N-H}$, further compounds of Formula (I) may be prepared.

EXAMPLE 12

Further preparation of compounds of Formula (I)Example 12A: Preparation of a compound of Formula (I) with a pendant tetrazolo substituent

[0198] Compounds of Formulas (I) - (VI) that have cyano substituents (e.g. on aryl or heteroaryl rings of R4 or R5, or as a substituent on an alkyl group, or elsewhere in the molecule) may be made as described above in Examples 1-11 and elsewhere herein. These compounds having cyano-substituents may then be modified as described in this example to convert the cyano substituent into a tetrazolo group using sodium azide. An example is given here.

[0199] Synthesis of 4-(1H-tetrazol-5-yl)benzyl 5-methyl-7-(naphthalen-1-yl)-4,7-dihydro-tetrazolo[1,5-a]pyrimidine-6-carboxylate (PT-060):



[0200] Dissolve PT-046 (100mg; 0.23 mmole) in dry DME (3 ml). Add sodium azide (150 mg; 2.3 mmole) followed by triethylamine hydrochloride (315mg; 2.3 mmole). The mixture is heated at 85°C for 15h. The reaction is cooled to room temperature and water is then added (15 ml). A precipitate comes out of solution and is then filtered. The powder is then dried on a high vacuum for 12h to provide PT-060 (60mg; 57%) as a white powder. H^1 NMR 400 MHz (DMSO-D6) 8.6 (bs, 1H); 8.0-6.5 (m, 12H); 4.96 (d, J=13.3 Hz, 1H); 4.82 (d, J=13.3 Hz, 1H); 2.6 (s, 3H). MS CI 466 (M+H); 931 (2M+H).

Example 12B: Preparation of a compound of Formula (I) with a pendant tetrazolo substituent

[0201] Compounds of Formulas (I) - (VI) that have cyano substituents (e.g. on aryl or heteroaryl rings of R4 or R5, or as a substituent on an alkyl group, or elsewhere in the molecule) may be made as described above in Examples 1-11 and elsewhere herein.

These compounds having cyano-substituents may then be modified as described in this example to convert the cyano substituent into a tetrazolo group using sodium azide.

[0202] By essentially following the procedures set out in Example 12A above, but optionally replacing the PT-046 compound with another compound of Formulas (I) - (VI) that has a cyano substituent (e.g. on aryl or heteroaryl rings of R4 or R5, or as a substituent on an alkyl group, or elsewhere in the molecule) and has the necessary substituents to result in the indicated products, the following compounds of Formula (I) were prepared:

Table 11:

ID	Name of Comopound
(PT-nnm)	Name of Comopound
PT-060	4-(1H-tetrazol-5-yl)benzyl 5-methyl-7-(naphthalen-1-yl)-4,7-dihydro-tetrazolo[1,5-a]pyrimidine-6-carboxylate
PT-247	2-(1H-tetrazol-5-yl)ethyl 5-methyl-7-(naphthalen-1-yl)-4,7-dihydro-tetrazolo[1,5-a]pyrimidine-6-carboxylate
PT-271	3-(1H-tetrazol-5-yl)benzyl 5-methyl-7-(naphthalen-1-yl)-4,7-dihydro-tetrazolo[1,5-a]pyrimidine-6-carboxylate
PT-326	benzyl 4-((1H-tetrazol-5-yl)methyl)-5-methyl-7-(naphthalen-1-yl)-4,7-dihydro-tetrazolo[1,5-a]pyrimidine-6-carboxylate
PT-393	benzyl 7-(2-methoxy-4-(1H-tetrazol-5-yl)phenyl)-5-methyl-4,7-dihydro-tetrazolo[1,5-a]pyrimidine-6-carboxylate
PT-403	benzyl 7-(4-(1H-tetrazol-5-yl)phenyl)-5-methyl-4,7-dihydro-tetrazolo[1,5-a]pyrimidine-6-carboxylate
PT-444	ethyl 4-((1H-tetrazol-5-yl)methyl)-5-methyl-7-(naphthalen-1-yl)-4,7-dihydro-tetrazolo[1,5-a]pyrimidine-6-carboxylate
PT-481	ethyl 7-(2-(4-(1H-tetrazol-5-yl)phenoxy)phenyl)-5-methyl-4,7-dihydro-tetrazolo[1,5-a]pyrimidine-6-carboxylate
PT-493	ethyl 7-(3'-(1H-tetrazol-5-yl)biphenyl-2-yl)-5-methyl-4,7-dihydro-tetrazolo[1,5-a]pyrimidine-6-carboxylate
PT-500	ethyl 7-(4'-(1H-tetrazol-5-yl)biphenyl-2-yl)-5-methyl-4,7-dihydro-tetrazolo[1,5-a]pyrimidine-6-carboxylate

[0203] Given a desired product, such as for example set out in the above table, the necessary starting materials generally may be determined by inspection, based on the general procedure set out in Example 12A.

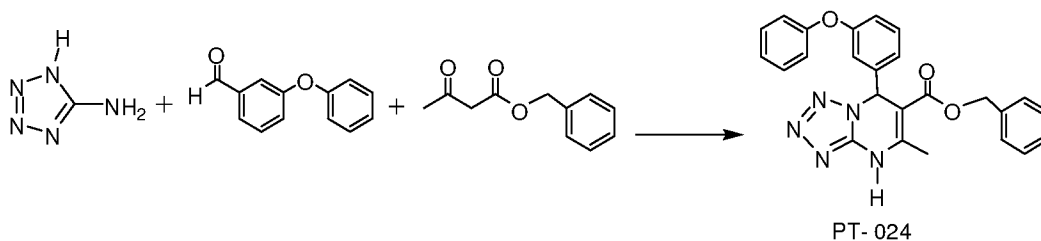
[0204] Similarly, by essentially following the procedures set out in Examples 12A and 12B above, but optionally replacing the initial compound that has the cyano substituent with another compound of Formulas (I) - (VI) that has a cyano substituent (e.g. on aryl or heteroaryl rings of R4 or R5, or as a substituent on an alkyl group, or elsewhere in the molecule), further compounds of Formula (II) may be prepared.

ADDITIONAL EXAMPLES

[0205] The following additional examples further exemplify the preparation of compounds of the present invention.

EXAMPLE 13:

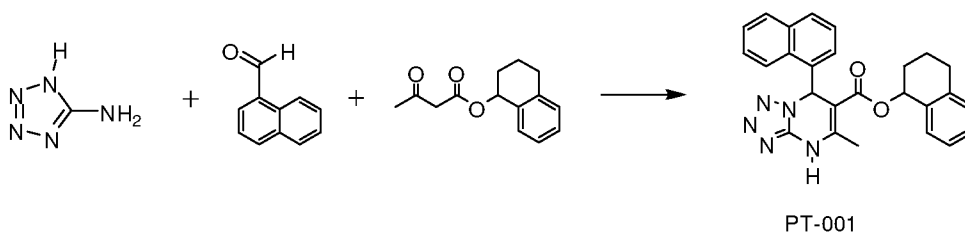
[0206] Synthesis of benzyl 5-methyl-7-(3-phenoxyphenyl)-4,7-dihydro-tetrazolo[1,5-a]pyrimidine-6-carboxylate (PT-024):



[0207] The 5-aminotetrazole (850 mg; 10.0 mmole) was dissolved in hot ethanol (25 ml) with triethylamine (1.8 mmole; 0.25 ml). When all solids were dissolved (about ten minutes of heating at 82°C), 3-phenoxybenzaldehyde (1.73 ml; 10.0 mmole) was added followed by benzylacetoacetate (1.72 ml; 10.0 mmole). The clear solution was maintained at reflux for 15 h. A white precipitate had filled the flask and the mixture was cooled to room temperature at which time it was filtered and the material washed with ethanol then ethyl ether to provide the desired product (2.5 g; 57%) as a white powder. ¹H NMR (400 MHz; CDCl₃) δ 7.34-7.20 (m, 7H); 7.14-7.08 (m, 3H); 7.06-6.80 (m, 2H); 6.96-6.86 (m, 3H); 6.70 (s, 1H); 5.12 (d, 1H, J = 12.3 Hz); 5.05 (d, 1H, J = 12.3 Hz); 2.7 (s, 3H). LC MS shows MH⁺ at 440 and 2MH⁺ at 879.

EXAMPLE 14:

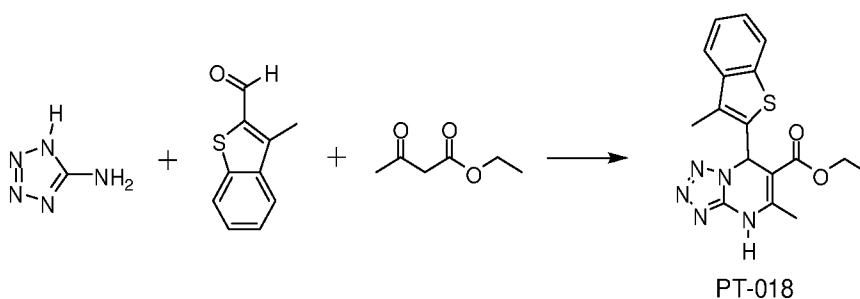
[0208] Synthesis of 1,2,3,4-tetrahydronaphthalen-1-yl 5-methyl-7-(naphthalen-1-yl)-4,7-dihydro-tetrazolo[1,5-a]pyrimidine-6-carboxylate (PT-001):



[0209] The 5-aminotetrazole (850 mg; 10.0 mmole) was dissolved in hot ethanol (25 ml) with triethylamine (1.8 mmole; 0.25 ml). When all solids were dissolved (about ten minutes of heating at 82°C), 1-naphthaldehyde (1.36 ml; 10.0 mmole) was added followed by 1,2,3,4-tetrahydronaphthylacetoacetate (2.32g ; 10.0 mmole). The clear solution was maintained at reflux for 15 h at which time a white precipitate was noted. The mixture was cooled to room temperature and filtered; the material was then washed with ethanol then ethyl ether to provide the desired product (1.9 g; 43%) as a white powder. ¹H NMR (400 MHz; CDCl₃; a 1:1 mixture of diastereomers) δ 11.01 (s, 1H); 10.96 (s, 1H); 8.4 (d,1H, J = 7.4 Hz); 8.22 (d, 1H, J = 7.8 Hz); 7.90-7.68 (m, 4H); 7.52-7.10 (m, 7H); 6.98-6.7 (m, 3H); 6.42-6.34 (m, 1H); 6.08 (d, 1H, J = 7.0 Hz); 5.77 (bs, 2H); 2.77 (s,3H); 2,76 (s,3H); 2.50-0.5 (m, 14H). LC MS shows MH⁺ at 438 and 2MH⁺ at 875

EXAMPLE 15:

[0210] Synthesis of ethyl 5-methyl-7-(3-methylbenzo[b]thiophen-2-yl)-4,7-dihydro-tetrazolo[1,5-a]pyrimidine-6-carboxylate (PT-018):

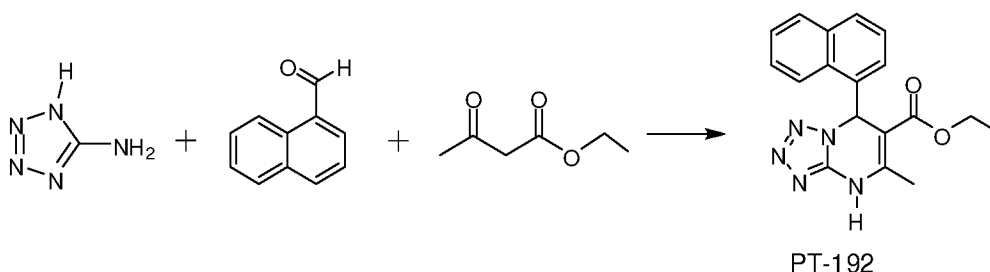


[0211] The 5-aminotetrazole (850 mg; 10.0 mmole) was dissolved in hot ethanol (25 ml) with triethylamine (1.8 mmole; 0.25 ml). When all solids were dissolved (about ten minutes of heating at 82°C), 3-methyl-2-benzothiophenecarboxaldehyde (1.76g; 10.0 mmole) was added followed by ethylacetoacetate (1.28 ml; 10.0 mmole). The clear solution was maintained at reflux for 15 h. At which time a white precipitate had

filled the flask and the mixture was cooled to room temperature where it was filtered and the material washed with ethanol then ethyl ether to provide the desired product (1.42 g; 41%) as a white powder. $^1\text{H NMR}$ (400 MHz; CDCl_3) δ 11.2 (bs, 1H); 7.73 (d, 1H, J= 7.8 Hz); 7.69 (d, 1H, J = 7.8 Hz); 7.39 (ddd, 1H, J = 7.0, 7.0, 0.78 Hz); 7.32 (ddd, 1H, J = 8.2, 7.0, 1.5 Hz); 4.17-4.05 (m, 2H); 2.71 (s, 3H); 2.69 (s, 3H); 1.14 (at, J = 7.0 Hz). LC MS shows MH + at 356 and 2MH+ at 711.

EXAMPLE 16:

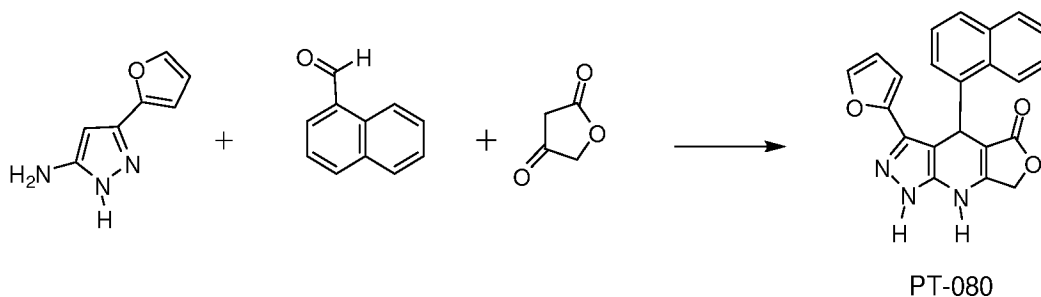
[0212] Synthesis of ethyl 5-methyl-7-(naphthalen-1-yl)-4,7-dihydro-1H-tetrazolo[1,5-a]pyrimidine-6-carboxylate (PT-192):



[0213] To a solution of 5-aminotetrazole (0.85g, 10.0 mmole) and triethylamine (0.25ml, 1.8 mmole) in hot ethanol (25 ml) was added 1-naphthaldehyde (1.36ml, 10.0 mmole) followed by ethyl acetoacetate (1.28ml, 10.0 mmole). The clear solution was heated at reflux for 15h at which time a white powdery precipitate was observed. The mixture was cooled to room temperature, filtered and washed with ethanol and ethyl ether to provide the desired product (1.88g, 56%) as a white powder. $^1\text{H NMR}$ (400 MHz; CDCl_3) δ 11.0 (s, 1H); 8.6 (d, 1H, J = 8.6 Hz); 7.9 (d, 1H, J = 8.2 Hz); 7.82 (d, 1H, J = 7.8 Hz); 7.68 (at, 1H, J = 7.4 Hz); 7.6-7.54 (m, 2H); 7.45 (dd, 1H, J = 7.4, 1.1 Hz); 7.40 (at, 1H, J = 7.8 Hz); 3.9 (q, 2H, J= 7.0 Hz); 2.75 (s, 3H); 0.8 (t, 3H, J = 7.0 Hz). LC MS shows MH + at 336; M+Na at 358; 2M+H at 671 and 2M+Na at 693.

EXAMPLE 17:

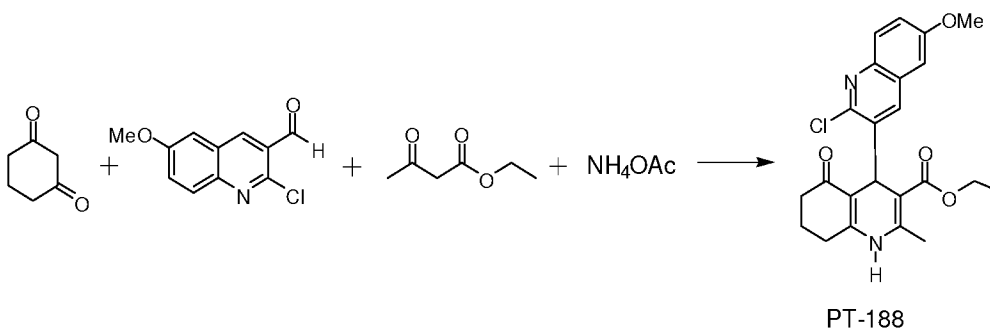
[0214] Synthesis of 3-(furan-2-yl)-4-(naphthalen-1-yl)-7,8-dihydro-1H-furo[3,4-e]pyrazolo[3,4-b]pyridin-5(4H)-one (PT-080):



[0215] To a solution of 1H-2-amino-4-(2-yl-furan)pyrazole (746mg, 5.0 mmole) in ethanol (15ml) at 82°C was added triethylamine (0.2 ml, 1.4 mmole) followed by 1-naphthaldehyde (0.682 ml, 5.0 mmole) and then tetronic acid (0.50 g, 5.0 mmole). The clear solution mixture was maintained at reflux for 15h. A precipitate had formed and the mixture was cooled to room temperature. The mixture was filtered and washed with ethanol and ethyl ether to provide the desired product (1.38 g, 75%) as a white powder. ¹H NMR (400 MHz; DMSO-d₆) δ 12.7 (bs, 1H); 10.47 (bs, 1H); 7.80 (d,1H, J = 9.3 Hz); 7.72 (d, 1H, J = 8.6 Hz); 7.60-7.40 (bs, m, 2H); 7.40-7.20 (m, 5H); 7.38 (at, 1H, J = 7.4 Hz); 6.30 (bs, 1H); 6.1 (bs, 1H); 5.9 (bs, 1H); 4.87 (s, 2H). LC MS shows MH + at 370 and 2MH+ at 739.

EXAMPLE 18:

[0216] Synthesis of ethyl 2-chloro-6-methoxy-2'-methyl-5'-oxo-1',4',5',6',7',8'-hexahydro-3,4'-biquinoline-3'-carboxylate (PT-188):

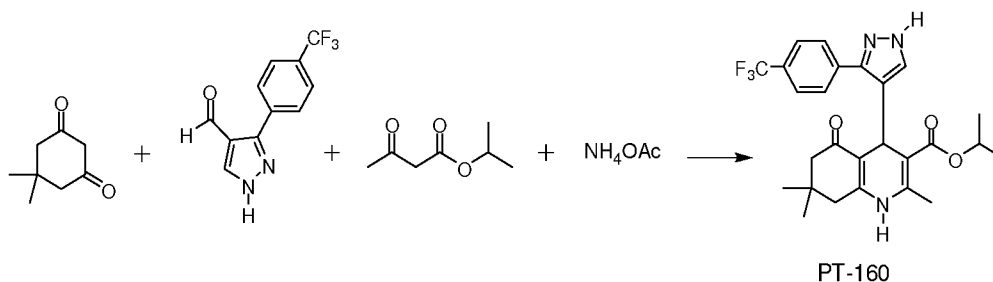


[0217] To a solution of 1,3-cyclohexanedione (0.56 g, 5.0 mmole) in hot ethanol (10 ml) was added 2-chloro-6-methoxy-3-quinolinecarboxaldehyde (1.1g, 5.0 mmole) followed by ethyl acetoacetate (0.64 ml, 5.0 mmole) and finally ammonium acetate (0.77g, 10.0 mmole). The mixture was refluxed for 12h at which time a precipitate was observed. The reaction was cooled to room temperature, filtered and washed with

ethanol then ethyl ether to provide the desired product (1.36g, 64%) as a golden powder. $^1\text{H NMR}$ (400 MHz; CDCl_3) δ 8.14 (s, 1H); 7.81 (d, 1H, $J = 8.9$ Hz); 7.28 (dd, 1H, $J = 8.9, 2.7$ Hz); 7.06 (d, 1H, $J = 2.7$ Hz); 6.58 (bs, 1H); 5.48 (s, 1H); 4.10-3.95 (m, 2H); 3.89 (s, 3H); 2.42 (at, 2H, $J = 6.5$ Hz); 2.35 (s, 3H); 2.28 (at, 2H, $J = 6.5$ Hz); 2.0-1.80 (m, 2H); 1.13 (t, 3H, $J = 7.0$ Hz). LC MS shows MH^+ at 427 and $2\text{M}+\text{Na}$ at 875.

EXAMPLE 19:

[0218] Synthesis of isopropyl 2,7,7-trimethyl-5-oxo-4-(3-(4-(trifluoromethyl)phenyl)-1H-pyrazol-4-yl)-1,4,5,6,7,8-hexahydroquinoline-3-carboxylate (PT-160):

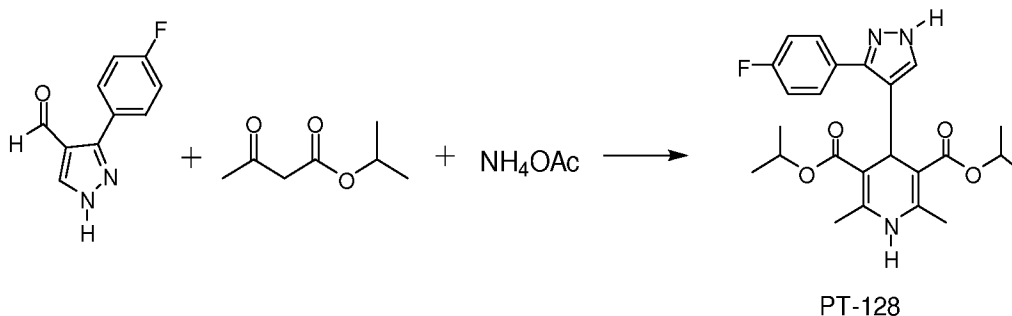


[0219] To a solution of dimedone (0.984 g, 4.1 mmole) in hot ethanol (12 ml) was added 3-(4-trifluoromethylphenyl)-4-pyrazolecarboxaldehyde (1.0g, 4.1 mmole), isopropyl acetoacetate (0.6 ml, 4.1 mmole) and lastly ammonium acetate (0.616 g, 8.0 mmole). The mixture was maintained at reflux for 18h. No precipitate formed from the reaction. The reaction mixture was stripped of the ethanol *in vacuo*. The crude material was dissolved in ethyl acetate and washed with water (2X) and the organic phase was separated and stripped *in vacuo*. The material was then dissolved in ethyl ether and after a few minutes a white precipitate started to form. The white suspension was then filtered over night as it was a slow viscous filtration. The white material was washed with more ether to provide the desired product (1.55 g, 78%) as a white powder. $R_f = 0.45$ in ethyl acetate. $^1\text{H NMR}$ (400 MHz; $\text{DMSO } d_6$) δ 9.14 (bs, 1H); 8.34 (bd, 2H, $J = 7.4$ Hz); 7.8 (bs, 2H); 7.35 (bs, 1H); 5.05 (bs, 1H); 4.65-4.55 (m, 1H); 3.35 (bs, 1H); 2.52 (bs, 1H); 2.46 (d, 1H, $J = 16.8$ Hz); 2.32 (d, 1H, $J = 16.8$ Hz); 2.23 (s, 3H); 2.20 (d, 1H, $J = 16.0$ Hz); 2.04 (d, 1H, $J = 16.0$ Hz); 1.05 (s, 3H); 0.93 (s, 3H);

0.7 (d, 3H, J = 6.2 Hz); 0.55 (s, 3H, J = 6.2 Hz). LC MS shows MH + at 488; 2M +H at 975.

EXAMPLE 20:

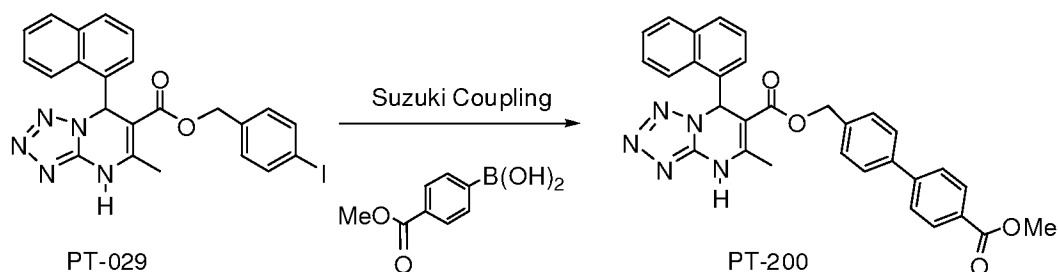
[0220] Synthesis of diisopropyl 4-(3-(4-fluorophenyl)-1H-pyrazol-4-yl)-2,6-dimethyl-1,4-dihydropyridine-3,5-dicarboxylate (PT-128):



[0221] To a solution of isopropyl acetoacetate (1.51 ml, 10.4 mmole) in hot ethanol (20 ml) was added 3-(4-fluorophenyl)-4-1H-pyrazolecarboxaldehyde (1.0g, 5.2 mmole) followed by the ammonium acetate (0.77g, 10.0 mmole). The mixture was refluxed for 15h. No precipitate formed. The reaction mixture was reduced *in vacuo* and dissolved in ethyl acetate. The organic phase was washed with water (2X), decanted and concentrated *in vacuo*. This material was purified on 150g SiO₂ flash column using 50% ethyl acetate: hexanes as eluent. R_f = 0.29 in 1:1 ethyl acetate: hexanes. ¹H NMR (400 MHz; CDCl₃) δ 7.72-7.64 (m, 2H); 7.44 (s, 1H); 7.14-7.08 (m, 2H); 5.43 (s, 1H); 5.16 (s, 1H); 4.98-4.86 (m, 2H); 2.18 (s, 6H); 1.12 (d, 6H, J = 6.3 Hz); 1.0 (d, 6H, J = 6.3 Hz). LC MS shows MH + at 442; M+Na at 464 and 2M+H at 883.

EXAMPLE 21:

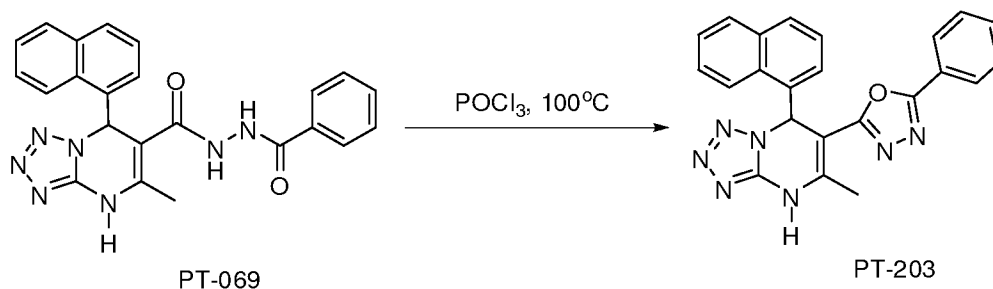
[0222] Synthesis of (4'-(methoxycarbonyl)biphenyl-4-yl)methyl 5-methyl-7-(naphthalen-1-yl)-4,7-dihydro-tetrazolo[1,5-a]pyrimidine-6-carboxylate (PT-200):



[0223] The procedure in Example 10A was followed (same scale) except using para-methoxycarbonylphenylboronic acid as the coupling partner to provide the PT-200 product in 21% yield.

EXAMPLE 22:

[0224] Synthesis of 2-(5-methyl-7-(naphthalen-1-yl)-4,7-dihydro-1,2,4-triazolo[1,5-a]pyrimidin-6-yl)-5-phenyl-1,3,4-oxadiazole (PT-200)



[0225] Procedure: Compound A (735 mg, 1.7276 mmol) was dissolved in POCl_3 (6.0 ml, 65.27 mmol) and heated at 100°C overnight. In 15 h LCMS showed the disappearance of A and formation of B as the major component (81%, tr 5.2 m). The mixture was cooled to room temperature, and the majority of the liquid was removed *in vacuo*. Ethyl acetate (30 ml) added, and the mixture was then poured into 2M Na_2CO_3 (30 ml) at 0°C and stirred for 30 min. A grey suspension formed between the aqueous and organic phases. An insoluble solid was recovered by filtration and was washed with H_2O (100 ml), cold EtOAc (10 ml), and then dried *in vacuo* to afford a grey solid B (350 mg, 50%). LCMS m/z 408.2 (M+H). ^1H NMR (DMSO- D_6) matched the desired structure. Analytical HPLC > 97% purity.

[0226] The filtrate was extracted with EtOAc (2 x 50 ml), and the combined organic phase was washed with 30% NH_4Cl (2 x 40 ml), brined (60 ml), dried over Na_2SO_4 , and concentrated to give brown gel-like solid (ca. 320 mg, including 90% of B).

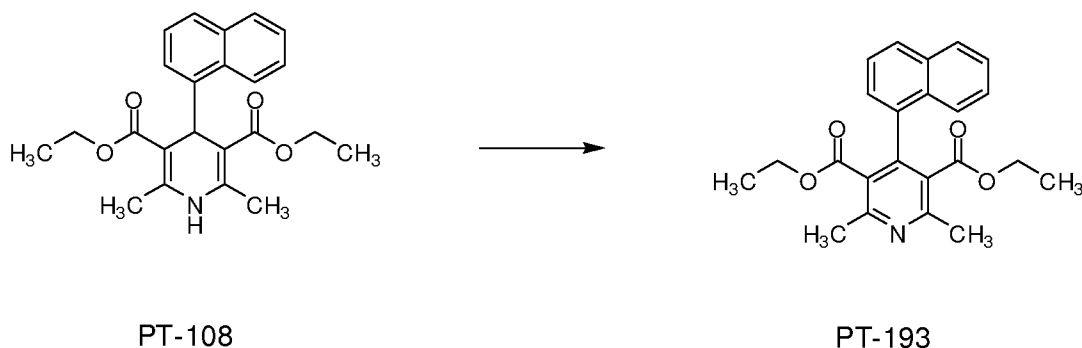
[0227] Similarly, by essentially following the procedures set out in this Example above, but replacing the starting material with another compound of Formulas (I)-(VI) that has a -C(O)-NH-NH-C(O)- moiety, further compounds of present invention may be prepared. Examples are listed in the following Table:

Table 12:

ID	Name of Compound
(PT-mnn)	Name of Compound
PT-203	2-(5-methyl-7-(naphthalen-1-yl)-4,7-dihydro-tetrazolo[1,5-a]pyrimidin-6-yl)-5-phenyl-1,3,4-oxadiazole
PT-252	2-(5-methyl-7-(naphthalen-1-yl)-4,7-dihydro-tetrazolo[1,5-a]pyrimidin-6-yl)-5-phenethyl-1,3,4-oxadiazole
PT-261	2-benzyl-5-(5-methyl-7-(naphthalen-1-yl)-4,7-dihydro-tetrazolo[1,5-a]pyrimidin-6-yl)-1,3,4-oxadiazole
PT-267	2-methyl-5-(5-methyl-7-(naphthalen-1-yl)-4,7-dihydro-tetrazolo[1,5-a]pyrimidin-6-yl)-1,3,4-oxadiazole
PT-276	3-(5-benzyl-1,3,4-oxadiazol-2-yl)-2-methyl-4-(naphthalen-1-yl)-4,6,7,8-tetrahydroquinolin-5(1H)-one

EXAMPLE 23:

[0228] Synthesis of diethyl 2,6-dimethyl-4-(naphthalen-1-yl)pyridine-3,5-dicarboxylate (PT-193):



[0229] To a solution of PT-108 (0.379 g, 1.0 mmole) in toluene (5.0 ml) at 80°C was added DDQ (2,3-dichloro-5,6-dicyanoquinone; 0.340g, 1.5 mmole) all at once. The mixture is heated for 1h and then the toluene is removed *in vacuo*. The crude reaction was then applied to 25g SiO₂ flash column using 30% ethyl acetate: hexanes eluent, R_f = 0.29. This provided the desired product (0.139g, 37%) as a light pinkish oil. ¹H NMR (400 MHz; CDCl₃) δ 7.9-7.8 (m, 2H); 7.5-7.38 (m, 4H); 7.3-7.25 (m, 1H); 3.76-3.64 (m, 4H); 2.66 (s, 6H); 0.45 (t, 6H, J = 7.4 Hz). LC MS shows MH⁺ at 378.

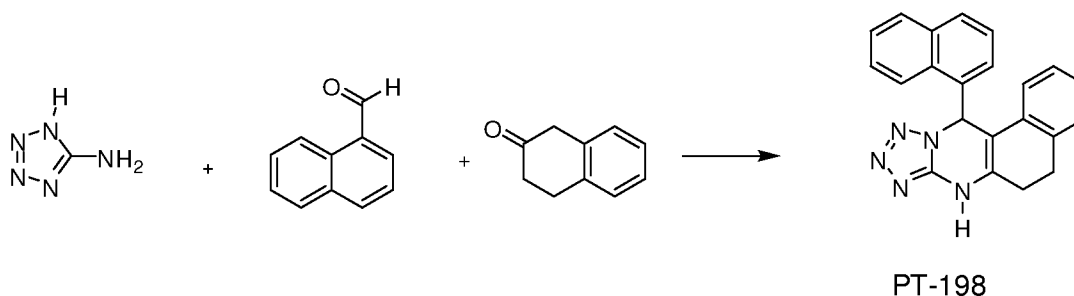
[0230] Similarly, by essentially following the procedures set out in this Example above, but replacing the starting material with another compound of Formulas (I)-(VI) that has a dihydropyridine moiety, further compounds of present invention may be prepared. Examples are listed in the following Table:

Table 13

ID	Name of Compound
(PT-mnn)	Name of Compound
PT-193	diethyl 2,6-dimethyl-4-(naphthalen-1-yl)pyridine-3,5-dicarboxylate
PT-324	benzyl 2-methyl-5-oxo-4-phenyl-5,6,7,8-tetrahydroquinoline-3-carboxylate
PT-371	benzyl 6-methyl-4-phenyl-1H-pyrazolo[3,4-b]pyridine-5-carboxylate
PT-450	ethyl 4-(3'-acetylbiphenyl-2-yl)-6-methyl-1H-pyrazolo[3,4-b]pyridine-5-carboxylate
PT-472	ethyl 6-methyl-4-(naphthalen-1-yl)-1H-pyrazolo[3,4-b]pyridine-5-carboxylate
PT-474	ethyl 6-methyl-4-phenyl-1H-pyrazolo[3,4-b]pyridine-5-carboxylate

EXAMPLE 24:

[0231] Synthesis of 12-(naphthalen-1-yl)-5,6,7,12-tetrahydrobenzo[f]tetrazolo[5,1-b]quinazoline (PT-198):



[0232] To a solution of 5-aminotetrazole (0.850g, 10.0 mmole) and triethylamine (0.250ml, 1.8 mmole) in hot ethanol (25 ml) was added 1-naphthaldehyde (1.36ml, 10.0 mmole) followed by 2-tetralone (1.32ml, 10.0 mmole). The mixture is refluxed for 72h after which time a small amount of powdery precipitate is observed. Upon cooling the reaction to room temperature, it was filtered and washed with ethyl ether to provide the desired product (0.189g, 5.1%) as a tan powder. ^1H NMR (400 MHz; DMSO- d_6) δ 10.9 (bs, 1H); 9.0 (bs, 1H); 8.05-7.85 (m, 2H); 7.77 (at, 1H, $J = 7.0$ Hz); 7.65 (at, 2H, $J = 7.0$ Hz); 7.42 (at, 1H, $J = 7.4$ Hz); 7.14 (d, 1H, $J = 7.4$ Hz); 7.0-6.75 (m, 3H); 3.0-2.6 (m, 4H). LC MS shows MH $^+$ at 352; 2M+H at 703 and 2M+Na at 725.

FURTHER EXAMPLES

Table 14: list of further compounds of the invention

ID	Name of Compound
(PT-015)	ethyl 4,5-dimethyl-7-(naphthalen-1-yl)-4,7-dihydro-tetrazolo[1,5-a]pyrimidine-6-carboxylate
PT-066	(5-methyl-7-(naphthalen-1-yl)-4,7-dihydro-tetrazolo[1,5-a]pyrimidin-6-yl)(4-phenylpiperidin-1-yl)methanone
PT-070	5-methyl-7-(naphthalen-1-yl)-N-((R)-1-phenylethyl)-4,7-dihydro-tetrazolo[1,5-a]pyrimidine-6-carboxamide
PT-092	ethyl 6-amino-5-cyano-4-(furan-2-yl)-2-methyl-4H-pyran-3-carboxylate
PT-095	2-amino-4-(4-bromophenyl)-5-oxo-1,4,5,6,7,8-hexahydroquinoline-3-carbonitrile
PT-133	4-(3-(ethoxycarbonyl)-7,7-dimethyl-5-oxo-2-propyl-1,4,5,6,7,8-hexahydroquinolin-4-yl)benzoic acid
PT-185	3-ethyl 5-methyl 2-((2-aminoethoxy)methyl)-4-(2-chlorophenyl)-6-methyl-1,4-dihydropyridine-3,5-dicarboxylate
PT-186	7-amino-5-(4-bromophenyl)-1,3-dimethyl-2,4-dioxo-2,3,4,5-tetrahydro-1H-pyrano[2,3-d]pyrimidine-6-carbonitrile
PT-195	benzyl 4,5-dimethyl-7-(naphthalen-1-yl)-4,7-dihydro-tetrazolo[1,5-a]pyrimidine-6-carboxylate
PT-198	12-(naphthalen-1-yl)-5,6,7,12-tetrahydrobenzo[f]tetrazolo[5,1-b]quinazoline
PT-272	3-(2-(6-(ethoxycarbonyl)-5-methyl-4,7-dihydro-tetrazolo[1,5-a]pyrimidin-7-yl)phenoxy)benzoic acid
PT-274	3-(3-(6-(ethoxycarbonyl)-5-methyl-4,7-dihydro-tetrazolo[1,5-a]pyrimidin-7-yl)phenoxy)benzoic acid
PT-291	4-(2-(6-(ethoxycarbonyl)-5-methyl-4,7-dihydro-tetrazolo[1,5-a]pyrimidin-7-yl)phenoxy)benzoic acid
PT-295	4-(3-(6-(ethoxycarbonyl)-5-methyl-4,7-dihydro-tetrazolo[1,5-a]pyrimidin-7-yl)phenoxy)benzoic acid
PT-321	benzyl 2-methyl-4-phenyl-1,4-dihydroquinoline-3-carboxylate
PT-338	benzyl 5-(2-(dimethylamino)ethyl)-7-(naphthalen-1-yl)-4,7-dihydro-tetrazolo[1,5-a]pyrimidine-6-carboxylate
PT-378	benzyl 7-(2-(4-(ethylsulfonyl)piperazin-1-yl)-6-methoxyphenyl)-5-methyl-4,7-dihydro-tetrazolo[1,5-a]pyrimidine-6-carboxylate
PT-404	benzyl 7-(4'-(1-hydroxyethyl)biphenyl-2-yl)-5-methyl-4,7-dihydro-tetrazolo[1,5-a]pyrimidine-6-carboxylate
PT-465	ethyl 6-acetyl-7-(naphthalen-1-yl)-4,7-dihydro-tetrazolo[1,5-a]pyrimidine-5-carboxylate
PT-479	ethyl 7-(2-(3-(ethoxycarbonyl)phenoxy)phenyl)-5-methyl-4,7-dihydro-tetrazolo[1,5-a]pyrimidine-6-carboxylate
PT-483	ethyl 7-(2-(4-(ethoxycarbonyl)phenoxy)phenyl)-5-methyl-4,7-dihydro-tetrazolo[1,5-a]pyrimidine-6-carboxylate
PT-494	ethyl 7-(3-(3-(ethoxycarbonyl)phenoxy)phenyl)-5-methyl-4,7-dihydro-tetrazolo[1,5-a]pyrimidine-6-carboxylate
PT-204	ethyl 6-methyl-2-oxo-4-(thiophen-2-yl)-1,2,3,4-tetrahydropyrimidine-5-carboxylate
PT-205	5-(5-(ethoxycarbonyl)-6-methyl-2-oxo-1,2,3,4-tetrahydropyrimidin-4-yl)thiophene-2-carboxylic acid
PT-206	ethyl 4-(5-bromothiophen-2-yl)-6-methyl-2-oxo-1,2,3,4-tetrahydropyrimidine-5-carboxylate

PT-207	ethyl 4-(5-ethylthiophen-2-yl)-6-methyl-2-oxo-1,2,3,4-tetrahydropyrimidine-5-carboxylate
PT-208	ethyl 6-methyl-2-oxo-4-(thiophen-3-yl)-1,2,3,4-tetrahydropyrimidine-5-carboxylate
PT-209	ethyl 2-oxo-6-propyl-4-(5-(2-(trifluoromethyl)phenyl)furan-2-yl)-1,2,3,4-tetrahydropyrimidine-5-carboxylate
PT-210	ethyl 4-(furan-3-yl)-2-oxo-6-propyl-1,2,3,4-tetrahydropyrimidine-5-carboxylate
PT-211	ethyl 4-(5-ethylfuran-2-yl)-2-oxo-6-propyl-1,2,3,4-tetrahydropyrimidine-5-carboxylate
PT-212	ethyl 4-(5-bromothiophen-2-yl)-2-oxo-6-propyl-1,2,3,4-tetrahydropyrimidine-5-carboxylate
PT-213	5-(5-(ethoxycarbonyl)-2-oxo-6-propyl-1,2,3,4-tetrahydropyrimidin-4-yl)thiophene-2-carboxylic acid
PT-214	ethyl 2-oxo-4-(5-phenylthiophen-2-yl)-6-propyl-1,2,3,4-tetrahydropyrimidine-5-carboxylate
PT-215	ethyl 4-(5-ethylthiophen-2-yl)-2-oxo-6-propyl-1,2,3,4-tetrahydropyrimidine-5-carboxylate
PT-216	2-methoxyethyl 6-methyl-2-oxo-4-(4-phenoxyphenyl)-1,2,3,4-tetrahydropyrimidine-5-carboxylate
PT-217	ethyl 4-(benzo[b]thiophen-3-yl)-6-ethyl-2-oxo-1,2,3,4-tetrahydropyrimidine-5-carboxylate
PT-218	ethyl 6-ethyl-4-(3-methylbenzo[b]thiophen-2-yl)-2-oxo-1,2,3,4-tetrahydropyrimidine-5-carboxylate
PT-219	ethyl 4-(benzofuran-2-yl)-6-ethyl-2-oxo-1,2,3,4-tetrahydropyrimidine-5-carboxylate
PT-220	3-methyl-4-(naphthalen-1-yl)-4,5-dihydro-1H-pyrazolo[3,4-b]pyridin-6(7H)-one
PT-221	4-(naphthalen-1-yl)-1-phenyl-4,5-dihydro-1H-pyrazolo[3,4-b]pyridin-6(7H)-one
PT-222	3,3'-(naphthalen-1-ylmethylene)bis(4-hydroxyfuran-2(5H)-one)

[0233] The example compounds were synthesized using methods disclosed herein or methods which will be readily apparent given the disclosure herein and methods well known in the art. A list of such example compounds is given in Tables accompanying the Examples. In typical embodiments, the present invention includes a compound listed in the Tables accompanying the Examples (e.g. Tables 1-14. For ease of reference herein, each compound in the Tables has an assigned identifier (“PT-*nnn*”), and the compounds may be referred to herein by the identifier.

TESTING

[0234] Activity testing is conducted in the Examples below using methods described herein and those well known in the art.

Sodium current screening assays:

[0235] The late sodium current (Late INa) and peak sodium current (Peak INa) assays are performed on an automated electrophysiology platform, PatchXpress 7000A (MDS

Analytical Technologies, Sunnyvale, CA), which uses the whole cell patch clamp technique to measure currents through the cell membrane of up to 16 cells at a time. The assay uses an HEK293 (human embryonic kidney) cell line heterologously expressing the wild-type human cardiac sodium channel, hNa_v1.5, purchased from Millipore (Billerica, MA). No beta subunits were coexpressed with the Na channel alpha subunit. Cells are maintained with standard tissue culture procedures and stable channel expression is maintained with 400 µg/ml Geneticin in the culture medium. Cells isolated for use on PatchXpress are incubated for 5 minutes in Versene 1X and then for 2 minutes in 0.0125% Trypsin-EDTA (both at 37 °C) to ensure that 80-90% of the cells are single and not part of a cell cluster. Experiments are carried out at 24-27 °C.

[0236] For both the Late INa and Peak INa assays, series resistance compensation is set to 50% and whole-cell compensation is performed automatically. Currents are low-pass filtered at 10 kHz and digitized at 31.25 kHz. Currents through open sodium channels are automatically recorded and stored in the DataXpress2 database (MDS Analytical Technologies, Sunnyvale, CA). Analysis is performed using DataXpress2 analysis software and data are compiled in Excel.

[0237] Compound stocks are routinely made in glass vials to 10 mM in dimethyl sulfoxide (DMSO). In some cases, when compounds are not soluble in DMSO, they are made in 100% ethanol. Stocks are sonicated as necessary. The extracellular solution for screening Late INa is composed of: 140 mM NaCl, 4 mM KCl, 1.8 mM CaCl₂, 0.75 mM MgCl₂, and 5 mM HEPES with pH adjusted to 7.4 using NaOH. The extracellular solution for screening Peak INa is composed of: 20 mM NaCl, 120 mM N-methyl-D glucamine, 4 mM KCl, 1.8 mM CaCl₂, 0.75 mM MgCl₂, and 5 mM HEPES with pH adjusted to 7.4 using HCl. The intracellular solution used to perfuse the inside of the cells for both the Late INa and Peak INa assays contains: 120 mM CsF, 20 mM CsCl, 5 mM EGTA, 5 mM HEPES and pH adjusted to 7.4 with CsOH. Compounds are diluted in extracellular solution to 10 µM in glass vials and then transferred to glass well plates before robotic addition to the cells. The 0Na extracellular solution used at the end of each experiment for the Late INa and Peak INa assays to measure baseline current contains: 140 mM N-methyl-D-glucamine; 4 mM KCl; 1.8 mM CaCl₂; 0.75 mM MgCl₂; 5 mM HEPES and pH was adjusted to 7.4 with HCl.

Late INa Screening Assay:

[0238] For the Late INa assay, sodium channels are activated every 10 seconds (0.1 Hz) by depolarizing the cell membrane to -20 mV for 250 milliseconds (ms) from a holding potential of -120 mV. In response to a -20 mV voltage step, typical Na_v1.5 sodium currents activate rapidly to a peak negative current and then inactivate nearly completely within 3-4 ms (see Figure 1).

[0239] All compounds are tested to determine their activity in blocking the late sodium current. Late INa current is generated by adding 10 μM Tefluthrin (pyrethroid) to the extracellular solution while recording Na currents. In Figure 2 the black traces (designated by the arrow, 101) are Na current measured before addition of Tefluthrin and the gray traces (designated by the arrow, 102) are measured after Tefluthrin addition. For some experiments, 50 nM ATX II (sea anemone toxin), another late INa activator, was used to generate the late component. Both activators generate late components that are large enough that block of the late component by compounds can be measured easily. For the purposes of the screening, late INa is defined as the mean current between 225 ms and 250 ms after stepping to -20 mV to activate Na channels. After establishing the whole cell recording configuration, late INa activators are added to each well 4 times over a 16-17 minute period so that the late component of the Na current reaches a stable value. Compounds are then added (typically at 10 μM), in the presence of late INa activator, with 3 additions over the course of 7 or 8 minutes. Measurements are made typically at the end of exposure to the third compound addition. Baseline current in the absence of Na⁺ ions is measured at the end of each experiment (after two additions of 0Na solution-see above) and is used to calculate the percent block by compound.

Peak INa Screening Assay:

[0240] Compounds were also evaluated for their effect in several other assays, including their effect on Peak INa. In some cases, the effect on Peak INa was measured using data from the Late INa assay. However, peak currents were often too large to make this possible, requiring a separate assay to evaluate the effect on peak INa. Since the peak INa can be very large, introducing artifacts in the recording, the concentration of Na⁺ in the bath is reduced to 20 mM and a nonpermeant cation is added to

compensate for the Na⁺ that was omitted from the standard extracellular solution (see above). The peak INa assay uses a holding potential of -100 mV and a 20 ms test pulse to 0 mV to activate the channel. As in the Late INa assay, stepping the voltage to 0 mV causes a rapid increase in negative Na current through hNav1.5 that inactivates within a few ms. No late INa activator is added for the peak assay.

[0241] For the separate peak INa assay, both tonic (TB) block and use-dependent (UDB) block of peak inward sodium current by 10 μM compound are determined. TB is block of the channel in the resting state, before the channel opens. TB is simulated in this assay by stimulating the channel to open at a low frequency (0.1 Hz). This is done in order to measure the control current amplitude and monitor current rundown, enabling correction for rundown in the calculation of percent block for TB. UDB is measured by stimulating the channel to open at a higher frequency (3 Hz) and is used to determine accumulated block in activated states by compound. Activating the channel at this higher frequency typically also decreases the peak current some even in the absence of compound. Therefore, the assay is designed to measure the use-dependent decrease in peak both in the absence and in the presence of compound, and the calculation of UDB corrects the decrease in current measured in the presence of compound for the decrease in current in the absence of compound (Figure 6).

[0242] After establishing the whole cell recording configuration, currents are allowed to stabilize for 6-10 minutes while channels are activated briefly at 0.1 Hz. This is followed by a 2 minute stimulation at 3 Hz and then a 2 minute stimulation at 0.1 Hz before addition of compound. Compound is added 3 times over a period of 2 to 3 minutes and channels are exposed to compound for 8 to 9 minutes before another round of high frequency stimulation at 3 Hz for 2 minutes. As with the late INa assay, 0Na extracellular solution is added two times at the end to establish the baseline current and demonstrate the quality of solution exchange and the recording.

hERG Screening Assay:

[0243] Compounds were screened to test their activity in blocking the hERG potassium channel. The hERG channel is heterologously expressed in a CHO (Chinese Hamster Ovary) cell line. Cells are maintained with standard tissue culture procedures and stable channel expression is maintained with 500 μg/ml G418 in the culture medium.

Cells are harvested for testing on the PatchXpress automated patch clamp with Accumax (Innovative Cell Technologies, San Diego, CA) to isolate single cells.

[0244] The following solutions are used for electrophysiological recordings. The external solution contains: 2 mM CaCl₂; 2 mM MgCl₂; 4 mM KCl; 150 mM NaCl; 10 mM Glucose; 10 mM HEPES (pH 7.4 with 1M NaOH, osmolarity). The internal solution contains: 140 mM KCl, 10 mM MgCl₂, 6 mM EGTA, 5 mM HEPES, 5 mM ATP (pH adjusted to 7.25 with KOH).

[0245] hERG channels are activated when the voltage is stepped to +20 mV from the -80 mV holding potential (see Figure 3). During a 5 second step at +20 mV, the channels activate and then largely inactivate, so the currents are relatively small. Upon returning to -50 mV from +20 mV, hERG currents transiently become much larger as inactivation is rapidly removed and then the channel closes. The first step to -50 mV for 300 ms is used as a baseline for measuring the peak amplitude during the step to -50 mV after channel activation. The peak current at -50 mV is measured both under control conditions and after addition of compound.

[0246] All compounds are prepared as 10 mM DMSO stocks in glass vials. Stock solutions are mixed by vigorous vortexing and sonication for about 2 minutes at room temperature. For testing, compounds are diluted in glass vials using an intermediate dilution step in pure DMSO and then further diluted to working concentrations in external solution. Dilutions are prepared no longer than 20 minutes before use.

[0247] After achieving the whole-cell configuration, cells are monitored for 90 seconds to assess stability and washed with external solution for 66 seconds. The voltage protocol described above is then applied to the cells every 12 seconds and throughout the whole procedure. Only cells with stable recording parameters and meeting specified health criteria are allowed to enter the compound addition procedure.

[0248] External solution containing 0.1% DMSO (vehicle) is applied to the cells first to establish the control peak current amplitude. After allowing the current to stabilize for 3 to 5 minutes, 1 μM and then 10 μM test compounds are applied. Each compound concentration is added 4 times and cells are kept in test solution until the effect of the compound reaches steady state or for a maximum of 12 minutes. After addition of test compound, a positive control (1 μM Cisapride) is added and must block >95% of the current for the experiment to be considered valid. Washout in the external solution compartment is performed until the recovery of the current reaches steady state. Data

are analyzed using DataXpress, Clampfit (Molecular Devices, Inc., Sunnyvale) and Origin 7 (Originlab Corp.)

L-type Calcium Channel Activity Well-Plate Assay:

[0249] Cell Culture: IMR-32 (human neuroblastoma) cells were obtained from The American Type Culture Collection. The cells were maintained in MEM supplemented with 10% fetal bovine serum, 2 mM of L-glutamine, 100 IU/ml of penicillin, 50 µg/ml of streptomycin, 1% of sodium pyruvate, 1% of sodium bicarbonate and 1% of non-essential amino acid. The cells were cultured at 37°C in a humidified 5% CO₂/95% air incubator. Culture medium was changed every two days and cells were recultivated when they reached 70-80% confluent.

[0250] Assay: IMR-32 cells were seeded on a Microtest 96-well Assay Plate (BD FALCON™) at a density of 200,000 cells/well in 200 µl culture medium for overnight. The culture medium was removed, and replaced by 120 µl Ca-4 dye (MDS Analytical Technologies, Sunnyvale, CA) in HBSS (1x Hank's Balanced Salt solution plus 20 mM HEPES, pH 7.4) containing 2 mM probenecid. Cells were then incubated for 1 hour at 37 ° in incubator. Testing compounds were diluted from 5 µM - 50 µM in HBSS, and 40 µl were added in cells before assay. L-type calcium channel activities (Max - Min) were measured after addition of 40 µl of 1 µM (-)Bay K 8644 plus 50 mM KCl (final concentration) using FlexStation (Molecular Devices) immediately after addition of testing compounds. The inhibition of L-type calcium channel activity by compounds was then calculated. Figure 4 shows results of the assay for four compounds tested and the controls. The four compounds were Test(a) - PT-163; Test(b) - PT-108; Test(c) - PT-181; and Test(d) - PT-113.

[0251] Compounds were tested using the described assay methods. Data are shown in Table 15. Data are shown for results obtained by testing the listed compounds at a concentration of 10 µM in the late INa and Peak INa assays, and at 1 µM and 10 µM for the hERG and L-type calcium channel assays.

Table 15: Assay results

ID (PT- <i>nnn</i>)				hERG Patch Clamp		CaL Plate Assay	
	Late INa % blk	Tonic Peak INa % blk	UDB Peak INa % blk	hERG % blk	hERG % blk	1 μ M % blk	10 μ M % blk
PT-001	28.8						
PT-002	53.1	2.4		11.5	28.0		
PT-003	14.5						
PT-004	25.5						
PT-005	25.4						
PT-006	5.4						
PT-007	44.0						
PT-008	57.2	2.1		10.0	33.5	0	9
PT-009	8.2						
PT-010	36.1			12.5	30.0		
PT-011	37.7						
PT-012	40.1						
PT-013	45.4						
PT-014	50.9	9.0				0	40
PT-015	27.2						
PT-016	30.7						
PT-017	45.9			10.0	23.5		
PT-018	36.5			14.5	36.5		
PT-019	35.7			10.0	26.0		
PT-020	47.7						
PT-021	48.2			13.0	43.5		
PT-022	26.0						
PT-023	32.8						
PT-024	72.6						
PT-025	78.8			11.0	53.0		
PT-026	10.3						
PT-027	74.9	29.7	6.8	14.0	64.5	0	0
PT-028	23.1						
PT-029	52.1						
PT-030	66.5			10.5	34.5		
PT-031	28.6						
PT-032	63.6	11.5		19.0	50.5		
PT-033	23.3						
PT-034	52.4			14.5	56.0		
PT-035	44.0						
PT-036	41.0						
PT-037	34.4						

PT-038	11.9					
PT-039	82.1		10.0	27.5	2	0
PT-040	70.8	9.9	14.5	24.5	0	18
PT-041	41.4					
PT-042	76.5		11.0	52.5	0	16
PT-043	53.8				23	60
PT-044	70.7		16.5	40.0	7	35
PT-045	92.0	23.8	10.0	70.0	0	98
PT-046	67.0					
PT-047	67.4	36.3			24	42
PT-048	90.8	58.6			0	74
PT-049	35.4					
PT-050	94.0		10.0	53.5		
PT-052	9.1					
PT-053	53.6					
PT-054	72.4					
PT-055	56.3	7.6				
PT-056	7.8					
PT-057	71.0					
PT-058	71.4					
PT-059	57.7		10.0	66.5		
PT-060	5.6					
PT-061	37.3		24.0	46.5		
PT-062	60.2	7.9	14.0	51.0		
PT-063	47.5					
PT-064	79.5	7.2	20.5	37.5		
PT-065	59.0					
PT-066	22.2					
PT-067	24.4					
PT-068	14.3		14.0	22.5		
PT-069	11.5					
PT-070	9.9					
PT-071	16.3					
PT-072	-0.9					
PT-073	-3.2					
PT-074	27.7		14.0	43.0		
PT-075	26.5					
PT-076	-4.3					
PT-077	-2.6					
PT-078	46.3					
PT-079	49.0		57.5	96.5		
PT-080	31.9					
PT-081	16.6					

PT-082	43.1					
PT-083	30.0					
PT-084	16.9					
PT-085	9.1		34.0	44.5		
PT-086	38.8		13.5	57.5		
PT-087	16.5					
PT-089	14.5					
PT-091	48.4					
PT-092	-0.2					
PT-093	-2.6					
PT-095	4.9		10.0	24.5	0	15
PT-096	5.5	-0.4	15.0	48.0	8	39
PT-098	-27.9					
PT-100	-12.1	4.0	10.0	16.5	0	0
PT-101	49.3	2.9	19.0	67.5	6	47
PT-102	44.9	2.7			6	51
PT-104	14.3		18.0	46.0	0	27
PT-107	91.9	25.9	11.5	48.0	10	44
PT-108	93.9	2.4	10.0	44.6	77	76
PT-109		18.1	16.0	34.2	4	53
PT-110	41.8	0.0			86	88
PT-111	69.2		11.5	48.5	75	79
PT-112	-24.9					
PT-113	88.6	30.4	11.0	57.3	18	93
PT-114	85.0	13.1	20.9	51.5	8	15
PT-115	86.0	17.2		50.3	52	65
PT-116			22.9	66.0	6	32
PT-117	38.9					
PT-118	-3.8					
PT-119	3.8					
PT-120	25.7					
PT-121	54.8				35	72
PT-122	80.3		15.5	55.0	10	63
PT-123	86.9	7.0	10.0	30.5	59	92
PT-124	86.2	58.7	11.5	66.0	10	52
PT-125	10.3					
PT-126	-39.0					
PT-127	1.1					
PT-128	34.1					
PT-129	17.6					
PT-130	15.7					
PT-132	-5.3					
PT-133	-27.5		10.0	12.0		

PT-134	15.5					
PT-135	59.9	9.6			24	62
PT-136	45.2					
PT-137	25.3					
PT-138	34.1					
PT-139	21.8					
PT-140	6.3		13.5	34.5		
PT-146	31.2					
PT-148	7.6					
PT-149	71.5		24.3	67.0	4	72
PT-150	52.9		28.2	49.3	4	71
PT-151	35.0					
PT-152	41.2					
PT-153	-5.0	1.7	10.5	13.5	3	44
PT-156	36.6					
PT-157	62.3	15.3	16.0	37.1	3	43
PT-158	38.7					
PT-159	46.3					
PT-161	6.8					
PT-162	-0.2	1.1				
PT-163	974.0		15.0	53.5	5	17
PT-164	32.0	10.2			20	77
PT-165	289.0		30.5	64.5	0	2
PT-166	257.0					
PT-167	-10.0					
PT-169	11.8					
PT-170	9.8					
PT-171	20.2					
PT-172	16.3					
PT-173	52.6	0.0	12.0	37.0	0	26
PT-178	0.3		11.5	30.0	10	2
PT-181	91.7	76.5	10.5	73.0	8	61
PT-182	33.0					
PT-183	54.0		10.0	10.0	0	16
PT-187	-2.6					
PT-188	-0.8					
PT-189	0.5					
PT-190	4.2		10.5	32.0		
PT-191	63.2	0.0	26.5	68.0	12	37
PT-192	52.3	0.0	23.0	29.0	9	12
PT-193	55.9	4.9	16.0	72.5	0	45
PT-194	76.1	19.1	25.0	91.0	21	61
PT-195	52.7	1.7	12.5	49.0	0	88

PT-196	32.5				
PT-197	21.5				
PT-198	50.9				
PT-199	20.3				
PT-200	7.4				
PT-201	7.8				
PT-202	9.7				
PT-203	10.9				
PT-222	15.8				
PT-223	45.9				
PT-235	71.4	28.1		10.0	41.5
PT-236	68.0				
PT-237	61.5			11.5	22.5
PT-238	49.9				
PT-239	94.8				
PT-240	85.0				
PT-241	77.1				
PT-242	11.0				
PT-243	91.5				
PT-244	68.7	66.2	44.0		
PT-248	27.2				
PT-249	20.0			11.5	15.5
PT-250	7.6				
PT-251	11.5				
PT-252	70.0			10.5	78.0
PT-253	9.1				
PT-254	10.7			15.0	20.0
PT-255	20.6				
PT-256	25.7				
PT-257	7.4				
PT-258	1.6				
PT-260	74.8				
PT-261	59.4				
PT-262	70.0	15.1	6.9		
PT-263	38.8				
PT-264	53.5				
PT-265	18.6				
PT-266	8.8				
PT-267	17.0				
PT-268	9.5				
PT-269	12.3				
PT-271	5.8				
PT-272	-4.9				

PT-273	14.1				
PT-274	16.8				
PT-275	9.4				
PT-276	49.7	31.3	13.0		
PT-277	18.0				
PT-278	63.9				
PT-279	61.2			12.5	45.0
PT-280	45.9			11.5	48.0
PT-282	30.2				
PT-283	11.4				
PT-284	49.5				
PT-285	-2.2				
PT-286	8.8				
PT-289	3.3				
PT-290	14.4				
PT-291	15.2				
PT-292	18.7				
PT-293	7.7				
PT-294	67.2	24.4		12.5	15.5
PT-295	7.0				
PT-296	13.3				
PT-297	4.9				
PT-299	6.7				
PT-300	14.4				
PT-301	21.6				
PT-302	50.4				
PT-303	59.9			12.0	30.5
PT-304	63.0				
PT-306	70.4	20.1	9.0	10.0	48.5
PT-307	84.9	14.0	16.6	10.0	62.5
PT-308	53.4				
PT-309	8.2				
PT-310	23.6				
PT-311	-7.5				
PT-312	5.2				
PT-314	0.3				
PT-317	10.0				
PT-319	55.7	4.5		10.0	41.0
PT-320	51.0	16.7	26.5		
PT-321	48.3				
PT-322	78.3				
PT-323	48.9				
PT-325	53.8	19.9	24.3	10.0	36.0

PT-326	39.9				
PT-327	35.3	18.5	9.4		
PT-328	58.1				
PT-329	54.9				
PT-330	21.2				
PT-331	29.6				
PT-332	20.0	11.3	2.7		
PT-333	13.1				
PT-334	29.9				
PT-335	58.1				
PT-336	60.1				
PT-337	30.2				
PT-338	56.3				
PT-339	51.4	22.2	9.0	11.5	43.5
PT-340	71.9	89.1		57.0	93.5
PT-341	23.3				
PT-342	80.1			10.0	47.5
PT-343	34.4				
PT-344	44.6				
PT-345	36.7				
PT-346	23.0				
PT-347	5.1				
PT-348	71.6	17.2		10.0	38.5
PT-349	77.3				
PT-350	63.2				
PT-351	81.6	49.9			
PT-352	76.3	17.7			
PT-353	5.8				
PT-354	64.7				
PT-355	14.8				
PT-356	16.4				
PT-357	19.6				
PT-358	7.4				
PT-359	21.3				
PT-360	7.2				
PT-361	41.0				
PT-362	14.4				
PT-363	40.9			10.0	19.5
PT-364	25.8			10.0	17.5
PT-365	26.9				
PT-366	87.8			28.0	92.0
PT-367	16.1				
PT-368	-4.2				

PT-369	47.3	26.3	13.5	10.0	25.0
PT-370	24.7				
PT-372	20.8				
PT-373	64.9	22.5			
PT-374	66.3	38.7			
PT-375	50.7				
PT-376	61.0				
PT-377	30.3				
PT-378	42.0			10.0	41.5
PT-379	55.0	11.1	9.8		
PT-380	70.9				
PT-381	43.7				
PT-382	13.9				
PT-383	79.5				
PT-384	29.4				
PT-385	56.5				
PT-386	79.2			10.0	16.5
PT-387	84.8				
PT-388	2.7				
PT-389	49.7	-1.6		23.5	69.0
PT-390	20.0				
PT-391	32.4				
PT-393	9.8				
PT-394	45.2	15.4	8.0		
PT-395	48.7				
PT-396	80.7			10.0	32.0
PT-397	69.1			10.0	25.0
PT-398	18.3				
PT-399	66.2				
PT-400	53.2				
PT-401	77.3	25.9			
PT-402	18.3				
PT-403	9.7				
PT-404	80.9				
PT-405	18.4				
PT-406	20.3				
PT-407	10.6				
PT-408	30.4				
PT-409	43.1			27.0	78.5
PT-410	11.4				
PT-411	11.4				
PT-412	27.6				
PT-414	78.0	21.6			

PT-415	75.4			10.5	38.5
PT-416	25.6				
PT-417	41.3				
PT-418	42.7				
PT-419	44.2				
PT-420	75.3				
PT-421	23.5				
PT-422	35.2				
PT-423	67.2	18.5	20.4		
PT-426	81.0	60.1	50.7		
PT-428	45.1	5.3	1.0		
PT-429	14.9				
PT-430	95.3	91.0	55.6	10.0	21.5
PT-431	56.1				
PT-432	56.9				
PT-433	30.3				
PT-434	10.5				
PT-435	19.4				
PT-436	18.7				
PT-437	43.1				
PT-438	20.9				
PT-439	56.1				
PT-440	42.8			12.0	48.0
PT-443	20.0				
PT-444	9.1				
PT-445	62.2	49.6	31.6	10.5	50.0
PT-446	7.0				
PT-447	77.4				
PT-448	33.6			10.0	57.5
PT-449	47.6				
PT-450	7.3				
PT-451	18.4				
PT-452	5.9				
PT-454	30.2				
PT-455	9.0				
PT-456	2.7				
PT-457	12.6			10.0	21.0
PT-458	19.0				
PT-459	10.3				
PT-460	22.1				
PT-461	6.2				
PT-462	63.0				
PT-463	42.3				

PT-464	55.8	2.7	11.0	55.0
PT-465	10.5			
PT-467	4.3			
PT-470	26.0			
PT-471	30.0			
PT-472	22.6			
PT-473	9.4			
PT-474	22.0			
PT-475	5.5			
PT-476	2.6		17.5	23.0
PT-477	6.2		12.0	44.0
PT-478	34.3			
PT-479	35.7			
PT-480	5.4			
PT-481	18.0			
PT-482	3.2			
PT-483	31.8			
PT-484	36.1			
PT-485	5.2			
PT-486	30.8			
PT-487	20.9			
PT-488	82.3			
PT-489	80.7	46.2	29.2	
PT-490	7.3			
PT-491	-0.9			
PT-492	39.3	0.3		
PT-493	0.5		10.0	10.0
PT-494	71.8	6.7	2.0	
PT-495	54.2	20.7	11.6	
PT-496	84.2	36.8	9.1	
PT-497	59.0	22.2	15.4	
PT-498	25.2			
PT-499	27.7			
PT-500	2.7			
PT-501	2.5			
PT-502	27.0			
PT-503	29.2			
PT-504	28.2			
PT-505	69.6			
PT-506	81.4	48.8	23.0	
PT-507	0.2			
PT-508	11.6			
PT-509	6.4			

PT-510	19.9			
PT-511	19.5			
PT-512	26.6		10.5	14.0
PT-513	10.5			
PT-515	10.8			
PT-516	20.2			
PT-517	43.3			
PT-518	71.2	24.0		
PT-519	27.3			
PT-520	78.4			
PT-521	37.5			
PT-522	37.7			
PT-523	66.7	20.8	16.2	
PT-524	61.1			
PT-525	67.5			

L-type Calcium Channel Patch Clamp Screening Assay:

[0252] Compounds are screened to test for block of human cardiac L-type calcium channels (hCav1.2, encoded by the human CACNA1C gene and coexpressed with the beta 2 subunit, encoded by the human CACNB2 gene) expressed in an HEK293 cell line. Stable transfectants were selected using antibiotic resistance genes incorporated into the expression plasmids and selection pressure is maintained with selection antibiotics added to the culture medium. Cells are cultured using standard tissue culture methods for HEK293 cells.

[0253] Cells are harvested for addition to a PatchXpress automated patch clamp system. The external solution contains: 137 mM NaCl; 4 mM KCl; 1.8 mM CaCl₂; 1 mM MgCl₂; 10 mM HEPES; 10 mM Glucose (pH adjusted to 7.4 with NaOH). The internal solution contains: 130 mM Cs Aspartate; 5 mM MgCl₂; 5 mM EGTA; 4 mM ATP; 0.1 mM GTP; 10 mM HEPES (pH adjusted to 7.2 with N-methyl-D-glucamine).

[0254] Onset of block and steady state block of hCav1.2 channels are monitored using a stimulus voltage pattern consisting of a depolarizing test pulse (duration, 200 ms; amplitude, 10 mV) at 10s intervals from a -80 mV holding potential (Figure 5). Test compound concentrations (1 μM and 10 μM) are applied cumulatively in ascending order without washout between applications. Peak current is measured during the step to 10 mV. A saturating concentration of nifedipine (10 μM) is added at the end of each experiment to completely block hCav1.2 current and verify sensitivity to channel

blockade. Leakage current is measured after nifedipine addition and digitally subtracted from the total membrane current record. Each compound is applied to naïve cells and each concentration is applied four times for a total exposure duration of five (5) minutes per concentration.

[0255] Test compound stock solutions are prepared in dimethyl sulfoxide (DMSO) and stored frozen. Test compound concentrations are prepared fresh daily by diluting stock solutions into the external HEPES-buffered physiological saline solution described above. Previous results have shown that $\leq 0.3\%$ DMSO does not affect channel current, so all test formulations contain 0.3% DMSO. Each test compound formulation is sonicated (Model 2510/5510, Branson Ultrasonics, Danbury, CT), at ambient room temperature for at least 20 minutes to facilitate dissolution. In preparation for the recording session, a glass-lined 96-well compound plate is loaded with the appropriate amounts of test and control solutions, and placed in the plate well of PatchXpress® (Model 7000A, MDS Analytical Technologies, Sunnyvale, CA).

[0256] Data acquisition and analyses are performed using conventional software. Steady state is defined by the limiting constant rate of change with time (linear time dependence). The steady state before and after test compound application is used to calculate the percentage of current inhibited at each concentration. Results are shown in Table 16.

Table 16: Results from L-type Calcium Channel Patch Clamp Screening Assay:

ID (PT- <i>nnn</i>)	ICa _L Patch Clamp Assay	
	1 μ M % blk	10 μ M % blk
PT-437	-0.1	13.2
PT-409	2.7	19.9
PT-431	3.7	2.4
PT-432	3.7	35.3
PT-430	91.8	98.6

[0257] The assay results shown in Table 15 and Table 16 establish that compounds tested showed activity as modulators of late sodium current, for example by inhibiting (or reducing) the late sodium current. In some embodiments, compounds tested potentiated late sodium current (see PT-163, PT-165, and PT-166); such compounds may be useful in stimulating late sodium current in test assays, such as the use of Tefluthrin or sea anemone toxin as described above.

[0258] It is generally desirable that the effects of a compound be specific for the late sodium current and show little or no activity with respect to one or more other ion channels. Thus, in some embodiments, a compound having an activity of reducing late sodium current will also exhibit little or no activity with regard to the peak sodium current. In particular embodiments, a compound having an activity of reducing late sodium current will also exhibit little or no activity with regard to the hERG potassium channel. In some embodiments, a compound having an activity of reducing late sodium current will also exhibit little or no activity with regard to the L-type calcium channel. For example, a given compound may provide a 30% (or greater, e.g. more than 40%, more than 50%, more than 60%, more than 70%, more than 80%) reduction in late sodium current in the assay described herein, and the same compound may exhibit little or no activity for one or more of the peak sodium current, the hERG potassium channel, and the L-type calcium channel. In this regard, a compound having “little” effect will typically show less than a 30% reduction (e.g. less than a 20% reduction, less than a 15% reduction, less than a 10% reduction) in the given activity (e.g. Peak INa, hERG, L-type calcium), when measured using the assay described herein. In this regard, “no” effect means that any activity measured will differ from the control by less than the standard error of the measurement. The assays conducted to measure activities in this regard should be performed as described above, with the compound at a concentration of 10 μ M (or at the upper limit of solubility, if less).

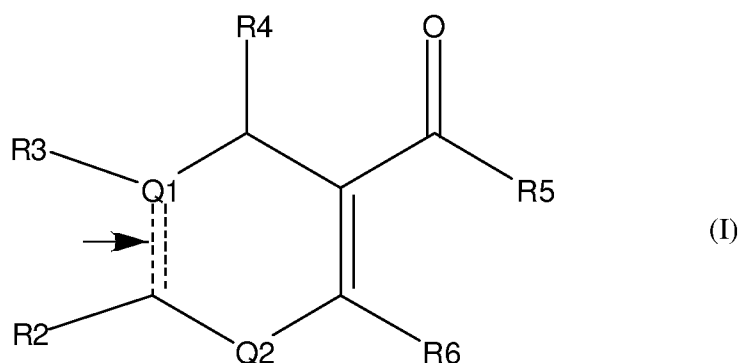
[0259] In particular embodiments, a compound will exhibit a high selectivity for the late sodium current modulatory activity as compared to the activity in one or more other ion channels. The selectivity of a compound may be determined by determining the percentage reduction in late sodium current due to the compound, as measured by the assay described above. The percentage reduction in one other ion channel activity, such as the hERG potassium channel or L-type calcium channel, due to the compound is determined as described above. The selectivity is determined by taking the ratio of (percentage reduction in late sodium current) to (percentage reduction in one other ion channel activity). The assays conducted to measure activities in this regard should be performed as described above, with the compound at a concentration of 10 μ M (or at the upper limit of solubility, if less). In particular embodiments, the selectivity of a

compound of the invention will be at least 5:1, e.g. at least 6:1, at least 7:1, at least 8:1, at least 9:1, at least 10:1, at least 12:1, at least 15:1, at least 20:1, or at least 25:1, when comparing the percentage reduction in late sodium current versus percentage reduction of one of the peak sodium current, the hERG potassium channel current, or the L-type calcium channel.

CLAIMS

What is claimed is:

1. A compound of Formula (I),



wherein:

Q1 is carbon or nitrogen,

Q2 is oxygen or R1-N<, where R1 is hydrogen or optionally substituted lower alkyl;

the double dotted line indicated by the arrow is a single bond or a double bond;

R2 is hydrogen, optionally substituted lower alkyl, optionally substituted alkyl, optionally substituted alkenyl, optionally substituted alkynyl, optionally substituted cycloalkyl, optionally substituted heterocyclyl, optionally substituted aryl, optionally substituted heteroaryl, or -NR₂₁R₂₂, where R₂₁ and R₂₂ are independently hydrogen, lower alkyl, optionally substituted alkyl, optionally substituted alkenyl, optionally substituted alkynyl;

R3 is hydrogen, lower alkyl, optionally substituted alkyl, optionally substituted alkenyl, optionally substituted alkynyl, optionally substituted cycloalkyl, optionally substituted heterocyclyl, optionally substituted aryl, optionally substituted heteroaryl, cyano, -C(O)-R₃₁, or -C(O)-O-R₃₁, where R₃₁ is hydrogen, lower alkyl, optionally substituted alkyl, optionally substituted alkenyl, optionally substituted alkynyl, optionally substituted cycloalkyl,

optionally substituted heterocyclyl, optionally substituted aryl, or optionally substituted heteroaryl;

or R2 and R3 taken together with Q1 and the carbon to which R2 is attached form a 5 or 6 membered heterocyclyl, heteroaryl, cycloalkyl, or a saturated or unsaturated carbocyclic moiety, all of which are optionally substituted, by halo, optionally substituted lower alkyl, optionally substituted alkyl, optionally substituted alkenyl, optionally substituted alkynyl, optionally substituted alkoxy, optionally substituted cycloalkyl, optionally substituted aryl;

R4 is optionally substituted alkyl, optionally substituted alkenyl, optionally substituted alkynyl, optionally substituted cycloalkyl, optionally substituted heterocyclyl, optionally substituted aryl, or optionally substituted heteroaryl, provided that any substituent of R4 may itself be optionally substituted, by halo, optionally substituted lower alkyl, optionally substituted alkyl, optionally substituted alkenyl, optionally substituted alkynyl, optionally substituted alkoxy, optionally substituted cycloalkyl, optionally substituted aryl;

R5 is optionally substituted alkyl, optionally substituted alkenyl, optionally substituted alkynyl, optionally substituted cycloalkyl, optionally substituted heterocyclyl, optionally substituted aryl, optionally substituted heteroaryl, -O-R51, or -NR52R53, where R51 is optionally substituted alkyl, optionally substituted alkenyl, optionally substituted alkynyl, optionally substituted cycloalkyl, optionally substituted heterocyclyl, optionally substituted aryl, optionally substituted heteroaryl, where R52 and R53 are each independently hydrogen, lower alkyl, optionally substituted alkyl, optionally substituted alkenyl, optionally substituted alkynyl, optionally substituted cycloalkyl, optionally substituted heterocyclyl, optionally substituted aryl, optionally substituted heteroaryl, or R52 and R53 taken together with the nitrogen to which they are both directly attached form 5 or 6 membered heterocyclyl or heteroaryl moiety, which is optionally substituted by halo, optionally substituted alkyl, optionally substituted alkenyl, optionally substituted alkynyl, optionally substituted alkoxy, optionally substituted cycloalkyl, optionally substituted heterocyclyl, optionally substituted aryl, or optionally substituted heteroaryl;

R6 is hydrogen, lower alkyl, optionally substituted alkyl, optionally substituted alkenyl, optionally substituted alkynyl, optionally substituted cycloalkyl, optionally substituted heterocyclyl, optionally substituted aryl, or optionally substituted heteroaryl, -NR₆₁R₆₂, where R₆₁ and R₆₂ are independently hydrogen, lower alkyl, optionally substituted alkyl, optionally substituted alkenyl, optionally substituted alkynyl;

or R5 and R6 taken together with the carbons to which R5 and R6 are directly attached and the carbon directly attached to both of the carbons to which R5 and R6 are directly attached form a 5 or 6 membered heterocyclyl, heteroaryl, cycloalkyl, or a saturated or unsaturated carbocyclic moiety, all of which are optionally substituted by halo, optionally substituted lower alkyl, optionally substituted alkyl, optionally substituted alkenyl, optionally substituted alkynyl, optionally substituted alkoxy, optionally substituted cycloalkyl, optionally substituted aryl, optionally substituted heterocyclyl, optionally substituted aryl, or optionally substituted heteroaryl.

2. The compound of claim 1, wherein R2 and R3 taken together with Q1 and the carbon to which R2 is directly attached form a tetrazole ring.
3. The compound of claim 1, wherein R2 and R3 taken together with Q1 and the carbon to which R2 is directly attached form a pyrazole ring.
4. The compound of claim 1, wherein R2 and R3 taken together with Q1 and the carbon to which R2 is directly attached form an imidazole ring.
5. The compound of claim 1, wherein R2 and R3 taken together with Q1 and the carbon to which R2 is directly attached form a five or six membered carbocyclic ring.
6. The compound of claim 1, wherein R4 is optionally substituted cycloalkyl, optionally substituted heterocyclyl, optionally substituted aryl, or optionally substituted heteroaryl.

7. The compound of claim 6, wherein R4 is aryl substituted with one or more groups selected from aryl, lower alkyl, alkyl, heteroaryl, halo, heterocyclyl, amino, and carboxyl, wherein said one or more groups are optionally substituted with alkyl, aryl, heteroaryl, heterocyclyl, halo, or carboxyl.
8. The compound of claim 1, wherein R5 is -O-R51, wherein R51 is optionally substituted lower alkyl, optionally substituted alkyl, optionally substituted benzyl, optionally substituted biphenyl, optionally substituted diphenylmethyl, methyl, ethyl, 1-propyl, 2-propyl.
9. The compound of claim 1, wherein R5 is -NR52R53, where R52 and R53 are each independently selected from hydrogen, lower alkyl, optionally substituted alkyl, optionally substituted cycloalkyl, optionally substituted aryl, or optionally substituted benzyl; or where R52 and R53 taken together with the nitrogen to which they are both directly attached form a 5 or 6 membered heterocyclyl or heteroaryl moiety, said 5 or 6 membered heterocyclyl or heteroaryl moiety optionally substituted by a group selected from halo, alkyl, alkenyl, alkynyl, alkoxy, aryl, and cycloalkyl and combinations thereof, wherein said alkyl, alkenyl, alkynyl, alkoxy, aryl, or cycloalkyl are optionally substituted.
10. The compound of claim 1, wherein R5 and R6 taken together with the carbons to which R5 and R6 are directly attached and the carbon directly attached to both of the carbons to which R5 and R6 are directly attached form a 5 or 6 membered heterocyclyl, heteroaryl, cycloalkyl, or a saturated or unsaturated carbocyclic moiety, each which are optionally substituted.
11. A compound named in at least one Table selected from Table 1, Table 2, Table 3, Table 4, Table 5, Table 6, Table 7, Table 8, Table 9, Table 10 Table 11, Table 12, Table 13, or Table 14.
12. The compound of claim 11, wherein the compound is named in Table 1 or Table 2.

13. The compound of claim 11, wherein the compound is named in Table 3, Table 4, or Table 5.
14. The compound of claim 11, wherein the compound is named in Table 6 or Table 7.
15. The compound of claim 11, wherein the compound is named in Table 9.
16. The compound of claim 11, wherein the compound is named in Table 10 or Table 11.
17. The compound of claim 11, wherein the compound is named in Table 12, Table 13, or Table 14.
18. A pharmaceutical formulation comprising a compound according to claim 1 or a pharmaceutically acceptable salt, ester, hydrate, polymorph, prodrug or tautomeric form thereof, and at least one pharmaceutically acceptable excipient.
19. A method of treating a disease state in a mammal that is alleviable by treatment with an agent capable of reducing late sodium current, comprising administering to a mammal in need thereof a therapeutically effective dose of a compound according to claim 1.
20. The method of claim 18, wherein the disease state is a cardiovascular disease selected from one or more of atrial and ventricular arrhythmias, heart failure (including congestive heart failure, diastolic heart failure, systolic heart failure, acute heart failure), Prinzmetal's (variant) angina, stable and unstable angina, exercise induced angina, congestive heart disease, ischemia, recurrent ischemia, reperfusion injury, myocardial infarction, acute coronary syndrome, peripheral arterial disease, and intermittent claudication.
21. The method of claim 18, wherein the disease state is diabetes or diabetic peripheral neuropathy.

22. The method of claim 18, wherein the disease state results in one or more of neuropathic pain, seizures, or paralysis.

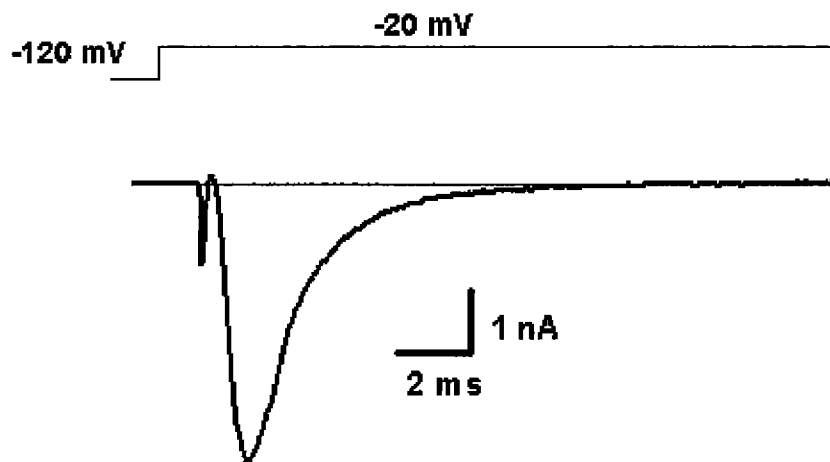


Fig. 1

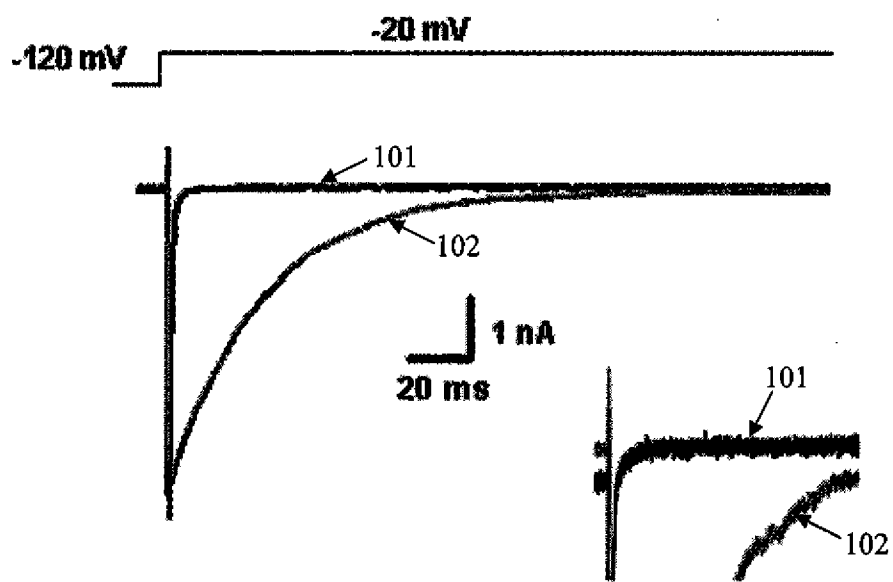


Fig. 2

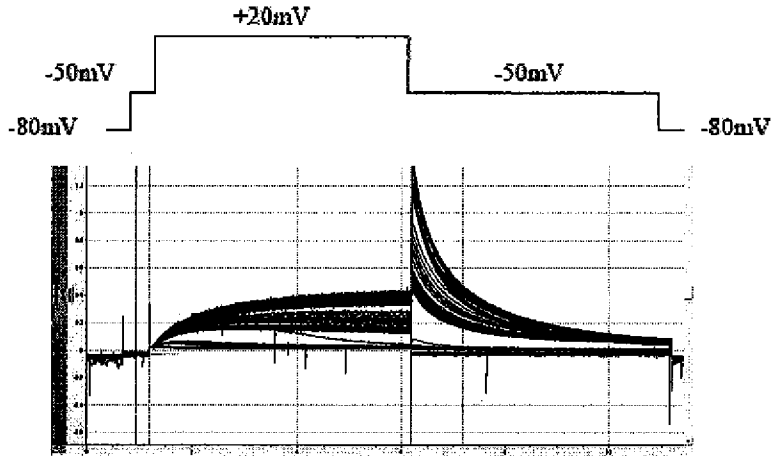


Fig. 3

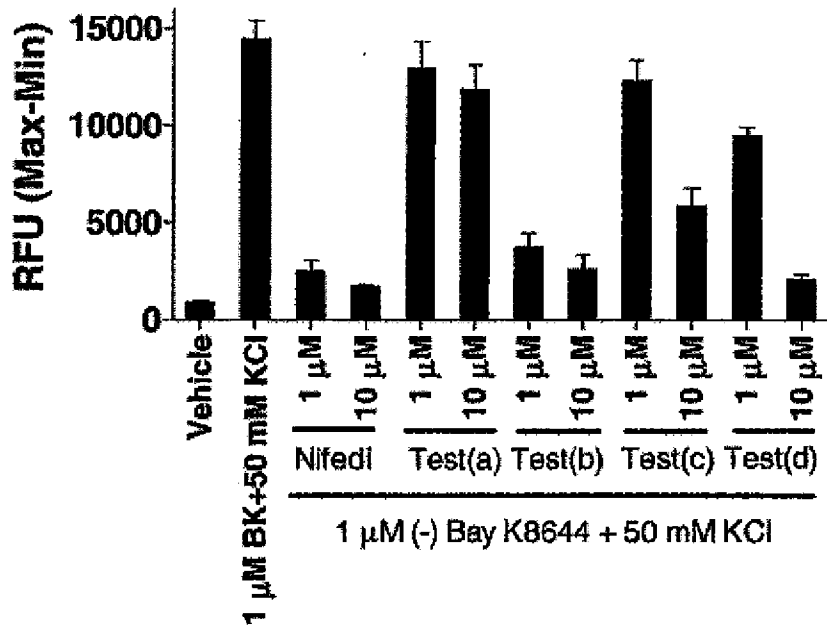


Fig. 4

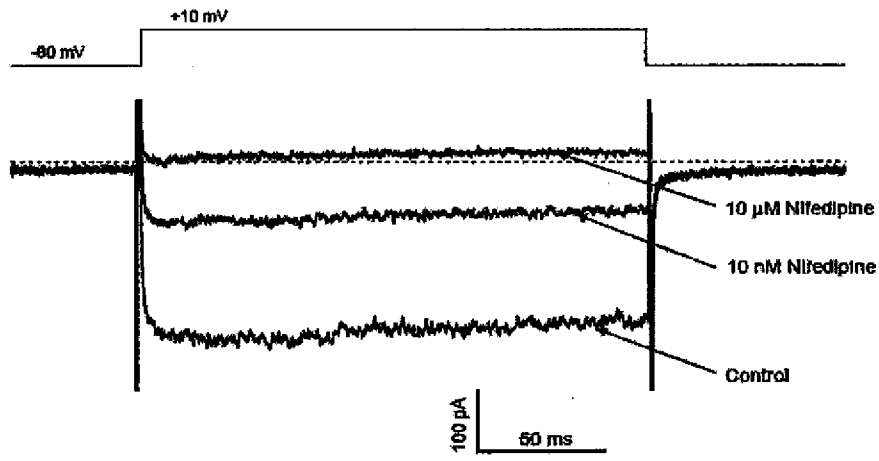


Fig. 5

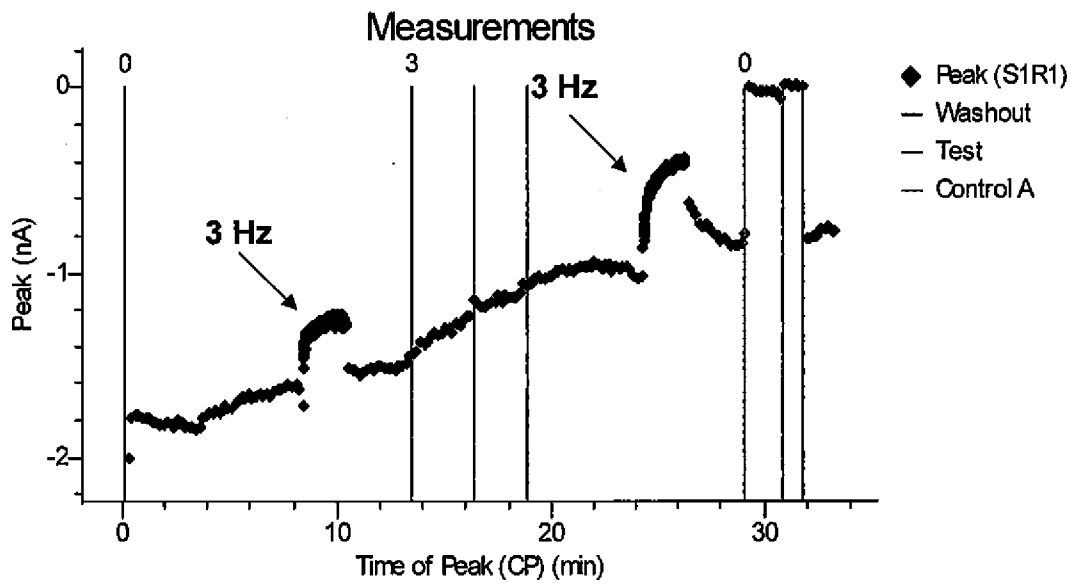


Fig. 6

INTERNATIONAL SEARCH REPORT

International application No
PCT/US2008/069173

A. CLASSIFICATION OF SUBJECT MATTER						
INV. C07D211/90	C07D215/54	C07D311/74	C07D311/94	C07D401/04		
C07D405/04	C07D407/04	C07D409/04	C07D471/04	C07D487/04		
C07D491/147	A61K31/437	A61K31/4422	A61K31/519	A61K31/352		
According to International Patent Classification (IPC) or to both national classification and IPC						
B. FIELDS SEARCHED						
Minimum documentation searched (classification system followed by classification symbols) C07D A61K A61P						
Documentation searched other than minimum documentation to the extent that such documents are included in the fields searched						
Electronic data base consulted during the international search (name of data base and, where practical, search terms used) EPO-Internal, CHEM ABS Data, WPI Data, BIOSIS						
C. DOCUMENTS CONSIDERED TO BE RELEVANT						
Category*	Citation of document, with indication, where appropriate, of the relevant passages			Relevant to claim No.		
X	US 4 874 760 A (YAMADA SHIN-ICHI [JP] ET AL) 17 October 1989 (1989-10-17) column 1 - column 2 table 3			1-22		
X	US 4 596 873 A (SULKOWSKI THEODORE S [US] ET AL) 24 June 1986 (1986-06-24) column 2 - column 4 examples			1-22		
X	US 5 760 073 A (URBAHNS KLAUS [DE] ET AL) 2 June 1998 (1998-06-02) examples 1-50			1-22		
----- -/--						
<input checked="" type="checkbox"/> Further documents are listed in the continuation of Box C. <input checked="" type="checkbox"/> See patent family annex.						
* Special categories of cited documents : <table style="width: 100%; border: none;"> <tr> <td style="width: 50%; border: none; vertical-align: top;"> <p>*A* document defining the general state of the art which is not considered to be of particular relevance</p> <p>*E* earlier document but published on or after the international filing date</p> <p>*L* document which may throw doubts on priority claim(s) or which is cited to establish the publication date of another citation or other special reason (as specified)</p> <p>*O* document referring to an oral disclosure, use, exhibition or other means</p> <p>*P* document published prior to the international filing date but later than the priority date claimed</p> </td> <td style="width: 50%; border: none; vertical-align: top;"> <p>*T* later document published after the international filing date or priority date and not in conflict with the application but cited to understand the principle or theory underlying the invention</p> <p>*X* document of particular relevance; the claimed invention cannot be considered novel or cannot be considered to involve an inventive step when the document is taken alone</p> <p>*Y* document of particular relevance; the claimed invention cannot be considered to involve an inventive step when the document is combined with one or more other such documents, such combination being obvious to a person skilled in the art.</p> <p>*Z* document member of the same patent family</p> </td> </tr> </table>					<p>*A* document defining the general state of the art which is not considered to be of particular relevance</p> <p>*E* earlier document but published on or after the international filing date</p> <p>*L* document which may throw doubts on priority claim(s) or which is cited to establish the publication date of another citation or other special reason (as specified)</p> <p>*O* document referring to an oral disclosure, use, exhibition or other means</p> <p>*P* document published prior to the international filing date but later than the priority date claimed</p>	<p>*T* later document published after the international filing date or priority date and not in conflict with the application but cited to understand the principle or theory underlying the invention</p> <p>*X* document of particular relevance; the claimed invention cannot be considered novel or cannot be considered to involve an inventive step when the document is taken alone</p> <p>*Y* document of particular relevance; the claimed invention cannot be considered to involve an inventive step when the document is combined with one or more other such documents, such combination being obvious to a person skilled in the art.</p> <p>*Z* document member of the same patent family</p>
<p>*A* document defining the general state of the art which is not considered to be of particular relevance</p> <p>*E* earlier document but published on or after the international filing date</p> <p>*L* document which may throw doubts on priority claim(s) or which is cited to establish the publication date of another citation or other special reason (as specified)</p> <p>*O* document referring to an oral disclosure, use, exhibition or other means</p> <p>*P* document published prior to the international filing date but later than the priority date claimed</p>	<p>*T* later document published after the international filing date or priority date and not in conflict with the application but cited to understand the principle or theory underlying the invention</p> <p>*X* document of particular relevance; the claimed invention cannot be considered novel or cannot be considered to involve an inventive step when the document is taken alone</p> <p>*Y* document of particular relevance; the claimed invention cannot be considered to involve an inventive step when the document is combined with one or more other such documents, such combination being obvious to a person skilled in the art.</p> <p>*Z* document member of the same patent family</p>					
Date of the actual completion of the international search			Date of mailing of the international search report			
23 October 2008			30/10/2008			
Name and mailing address of the ISA/ European Patent Office, P.B. 5818 Patentlaan 2 NL - 2280 HV Rijswijk Tel. (+31-70) 340-2040, Fax: (+31-70) 340-3016			Authorized officer Kollmannsberger, M			

INTERNATIONAL SEARCH REPORT

International application No

PCT/US2008/069173

C(Continuation). DOCUMENTS CONSIDERED TO BE RELEVANT

Category*	Citation of document, with indication, where appropriate, of the relevant passages	Relevant to claim No.
X	DRIZIN I ET AL: "Structure-Activity Studies for a Novel Series of Tricyclic Dihydropyrimidines as K-ATP Channel Operators (KCOS)" BIOORGANIC & MEDICINAL CHEMISTRY LETTERS, PERGAMON, ELSEVIER SCIENCE, GB, vol. 12, 1 January 2002 (2002-01-01), pages 1481-1484, XP002362324 ISSN: 0960-894X the whole document	1-22
X	US 4 918 074 A (TSUDA YOSHINAO [JP] ET AL) 17 April 1990 (1990-04-17) column 1 - column 6 examples 1-1516 column 10, line 13 - line 41	1-22
X	US 2003/022890 A1 (ATWAL KARNAIL S [US] ET AL) 30 January 2003 (2003-01-30) column 1 - column 5 examples 1-589	1-22
X	WO 2006/122156 A (HYDRA BIOSCIENCES INC [US]; CHONG JAYHONG A [US]; FANGER CHRISTOPHER []) 16 November 2006 (2006-11-16) figure 16	1-22
X	US 4 532 248 A (FRANCKOWIAK GERHARD [DE] ET AL) 30 July 1985 (1985-07-30) column 16 - column 17; table examples 1-265	1-22
X	WO 2007/051062 A (CHEMOCENTRYX INC [US]; HURT CLARENCE RAY [US]; PENNELL ANDREW M K [US]) 3 May 2007 (2007-05-03) claims examples 1-116	1-22
X	WO 2005/025507 A (SYNTA PHAMACEUTICALS CORP [US]; ONO MITSUNORI [US]; WADA YUMIKO [US];) 24 March 2005 (2005-03-24) claims examples 1-110	1-22
X	EP 0 111 453 A (CIBA GEIGY AG [CH]) 20 June 1984 (1984-06-20) claims examples	1-22
X	EP 0 111 455 A (CIBA GEIGY AG [CH]) 20 June 1984 (1984-06-20) claims examples	1-22

INTERNATIONAL SEARCH REPORT

Information on patent family members

International application No

PCT/US2008/069173

Patent document cited in search report		Publication date	Patent family member(s)	Publication date
US 4874760	A	17-10-1989	EP 0277701 A1	10-08-1988
US 4596873	A	24-06-1986	JP 62029587 A ZA 8605426 A	07-02-1987 24-02-1988
US 5760073	A	02-06-1998	AT 190611 T AU 708956 B2 AU 6193196 A CA 2183048 A1 CN 1147512 A CZ 9602394 A3 DE 19529858 A1 DK 758648 T3 EE 9600114 A EP 0758648 A1 ES 2145355 T3 GR 3033357 T3 HU 9602220 A2 IL 119054 A JP 9059271 A NO 963374 A NZ 299145 A PL 315652 A1 PT 758648 T RU 2164915 C2 SK 105596 A3 ZA 9606832 A	15-04-2000 19-08-1999 20-02-1997 15-02-1997 16-04-1997 12-03-1997 20-02-1997 24-07-2000 17-02-1997 19-02-1997 01-07-2000 29-09-2000 28-05-1997 31-10-2000 04-03-1997 17-02-1997 25-03-1998 17-02-1997 31-08-2000 10-04-2001 05-03-1997 20-02-1997
US 4918074	A	17-04-1990	NONE	
US 2003022890	A1	30-01-2003	US 2004063687 A1	01-04-2004
WO 2006122156	A	16-11-2006	AU 2006244074 A1 CA 2608194 A1 EP 1888575 A2	16-11-2006 16-11-2006 20-02-2008
US 4532248	A	30-07-1985	AU 566502 B2 AU 8594582 A CA 1212672 A1 CH 656530 A5 DK 339782 A EP 0071819 A1 ES 8305716 A1 FI 822643 A FR 2511247 A1 GB 2105989 A HK 19389 A IE 54259 B1 IL 66405 A IT 1190929 B JP 1885552 C JP 6006535 B JP 58026872 A JP 5271078 A KR 890001567 B1 NL 8202958 A NZ 201395 A PH 23086 A	22-10-1987 03-02-1983 14-10-1986 15-07-1986 31-01-1983 16-02-1983 16-07-1983 01-02-1983 18-02-1983 07-04-1983 17-03-1989 02-08-1989 31-12-1987 24-02-1988 22-11-1994 26-01-1994 17-02-1983 19-10-1993 08-05-1989 16-02-1983 20-02-1987 10-04-1989

INTERNATIONAL SEARCH REPORT

Information on patent family members

International application No

PCT/US2008/069173

Patent document cited in search report		Publication date	Patent family member(s)	Publication date
US 4532248	A		SG 52988 G	19-02-1993
WO 2007051062	A	03-05-2007	US 2007112015 A1	17-05-2007
WO 2005025507	A	24-03-2005	AU 2004272078 A1 CA 2538188 A1 EP 1663227 A2 JP 2007505137 T	24-03-2005 24-03-2005 07-06-2006 08-03-2007
EP 0111453	A	20-06-1984	AU 2227483 A DK 567983 A ES 8600243 A1 FI 834473 A	14-06-1984 11-06-1984 01-01-1986 11-06-1984
EP 0111455	A	20-06-1984	NONE	