



US00D899884S

(12) **United States Design Patent**
Lin

(10) **Patent No.:** **US D899,884 S**

(45) **Date of Patent:** **** Oct. 27, 2020**

(54) **CLAMP**

(71) Applicant: **Li-Chieh Lin**, Changhua County (TW)

(72) Inventor: **Li-Chieh Lin**, Changhua County (TW)

(**) Term: **15 Years**

(21) Appl. No.: **29/707,764**

(22) Filed: **Oct. 1, 2019**

(51) **LOC (12) Cl.** **08-05**

(52) **U.S. Cl.**

USPC **D8/72**

(58) **Field of Classification Search**

USPC D8/71-74, 394-399, 59; 248/63, 72,
248/74.1, 689, 124.2; 81/487, 385, 386,
81/388-390; 269/3, 4, 6, 143, 165, 240,
269/243, 246-249, 254 R, 147-149;
29/256, 257, 276; 408/103, 104-109

CPC B25B 1/00; B25B 5/00

See application file for complete search history.

(56) **References Cited**

U.S. PATENT DOCUMENTS

D400,414 S *	11/1998	Wilson	D8/58
D409,901 S *	5/1999	Blackburn	D8/395
D442,047 S *	5/2001	Hicks	D8/395
D481,623 S *	11/2003	Chen	D8/394

D491,780 S *	6/2004	Noniewicz	D8/52
7,156,278 B2 *	1/2007	Wu	B23K 3/087 219/230
7,185,409 B1 *	3/2007	Myers	A01G 25/023 269/6
D571,179 S *	6/2008	Ahlgren	D8/395
D594,726 S *	6/2009	Arredondo	D8/72
7,744,043 B2 *	6/2010	Otinger	F16L 3/02 248/75
8,087,137 B2 *	1/2012	Wang	B25B 7/12 29/266
D839,085 S *	1/2019	Green	D8/394
D881,684 S *	4/2020	Yoshikawa	D8/395

* cited by examiner

Primary Examiner — David G Muller

(57)

CLAIM

The ornamental design for a clamp, as shown and described.

DESCRIPTION

FIG. 1 is a perspective view of a clamp showing my new design;

FIG. 2 is a front elevational view thereof;

FIG. 3 is a rear elevational view thereof;

FIG. 4 is a left side elevational view thereof;

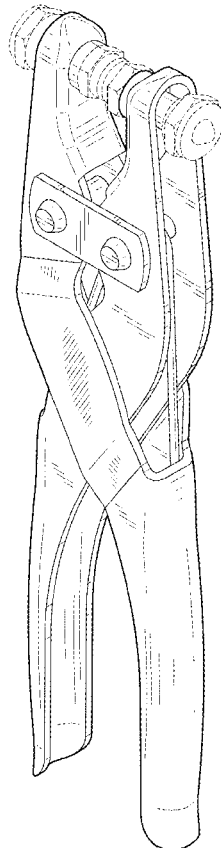
FIG. 5 is a right side elevational view thereof;

FIG. 6 is a top plan view thereof;

FIG. 7 is a bottom plan view thereof; and,

FIG. 8 is another perspective view thereof.

1 Claim, 7 Drawing Sheets



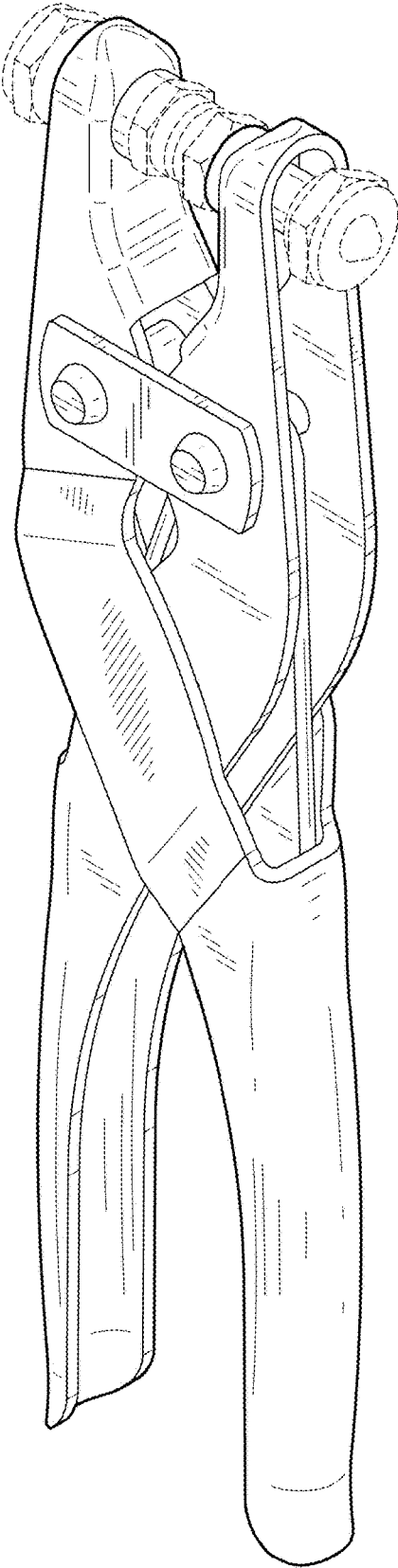


FIG. 1

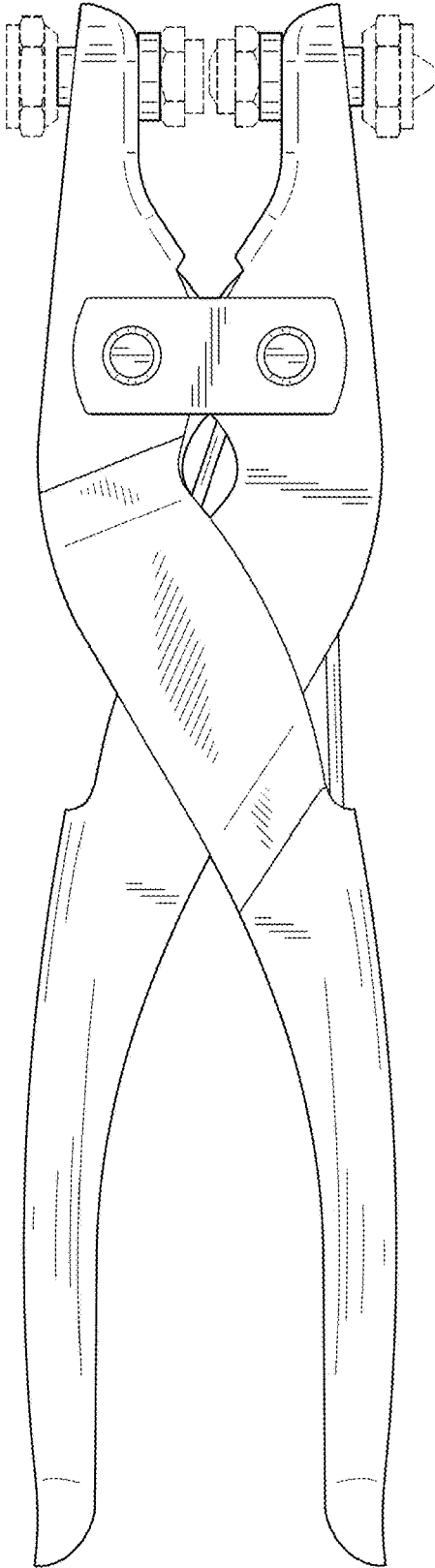


FIG. 2

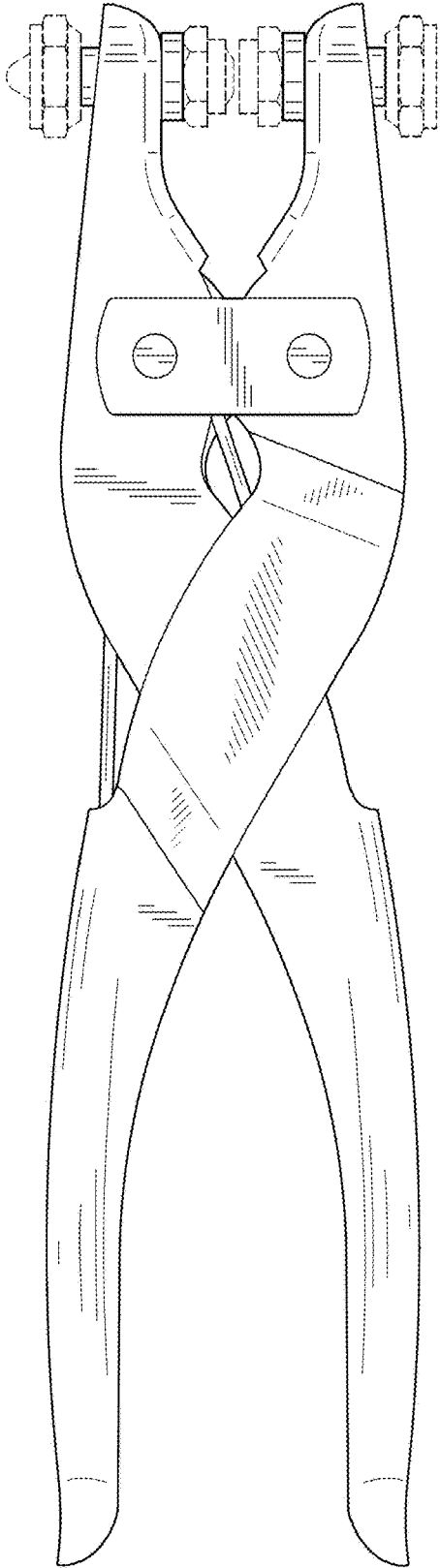


FIG. 3

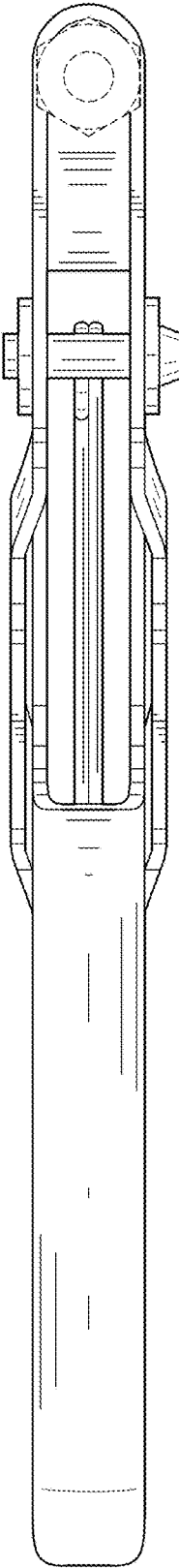


FIG. 4

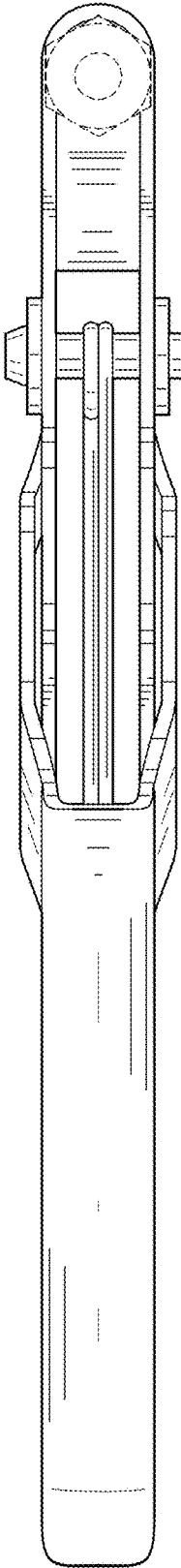


FIG. 5

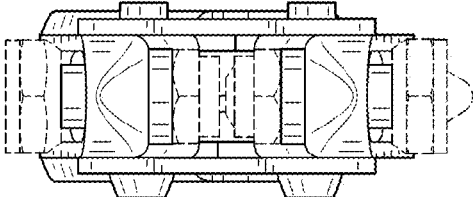


FIG. 6

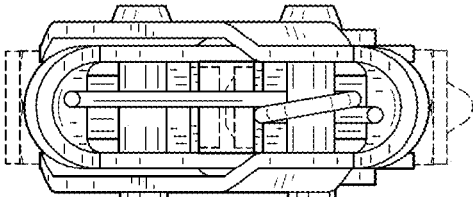


FIG. 7

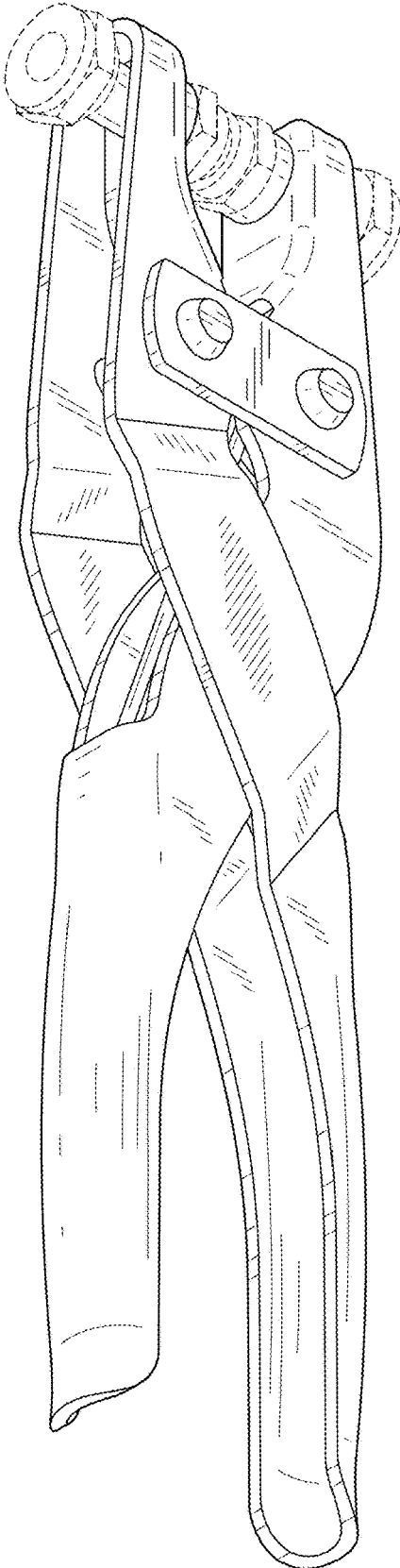


FIG. 8