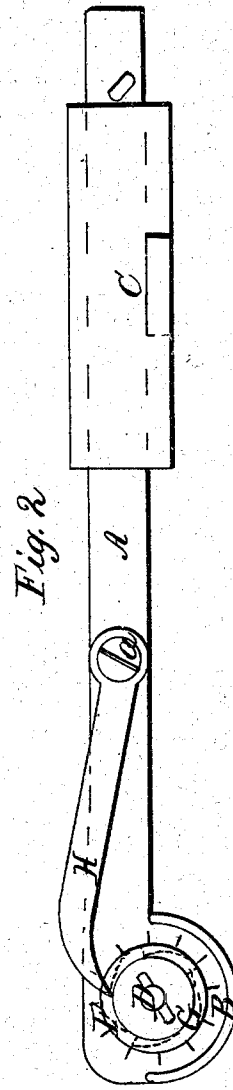
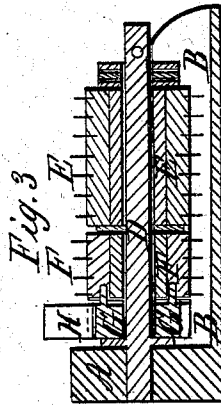
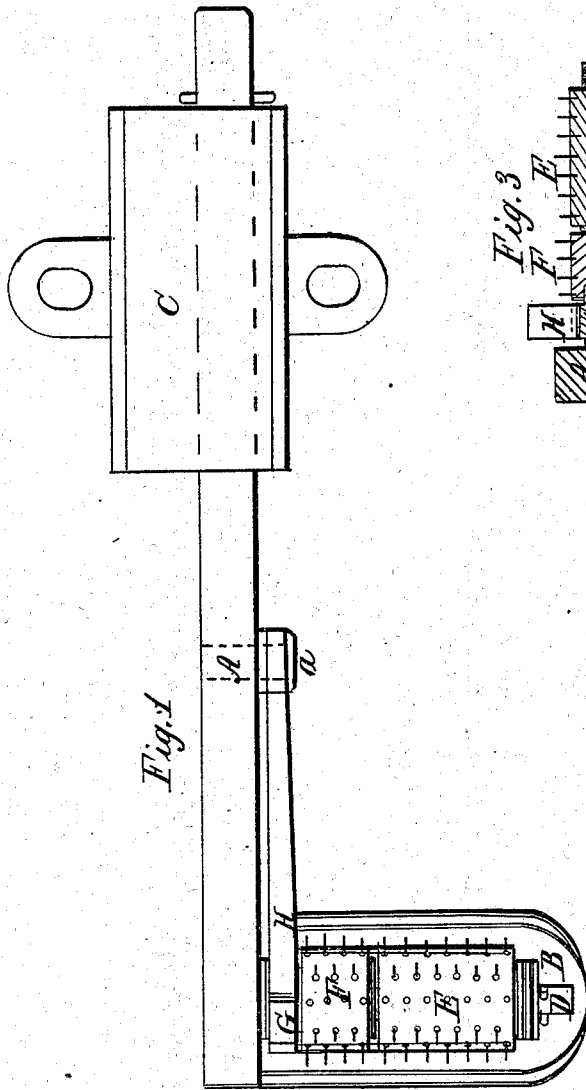


C. HOFFMAN & W. GRAICHEN.  
LOOM TEMPLE.

No. 31,974.

Patented Apr. 9, 1861.



Witnesses  
Frank Graichen  
Gustav Graichen

Inventors  
Charles Hoffman  
Wm. Graichen

# UNITED STATES PATENT OFFICE.

C. HOFFMAN AND W. GRAICHEN, OF CLINTON, MASSACHUSETTS.

## TEMPLE.

Specification of Letters Patent No. 31,974, dated April 9, 1861.

*To all whom it may concern:*

Be it known that we, CHARLES HOFFMAN and WILLIAM GRAICHEN, of Clinton, in the county of Worcester and State of Massachusetts, have invented an Improved Loom-Temple; and we do hereby declare the same to be fully described in the following specification and illustrated in the accompanying drawings, of which—

10 Figure 1, is a top view, and Fig. 2, a side elevation of such temple; Fig. 3, a transverse section taken in the line of the axis of the spindle of the toothed rollers to be hereinafter described.

15 The nature of our invention consists in an improved roller loom temple as constructed with the separate toothed rollers arranged on one shaft or spindle and having the smaller or selvage roller supplied with a ratchet and a retaining pawl as hereinafter specified, the other roller being free to revolve on the spindle independently of the selvage roller.

25 In the drawings, A, denotes the carrying arm which terminates in a trough, B, between which and the spurred rollers, the fabric or cloth is extended while being woven. C, is the box, which when the temple is in use, is fastened to the breast 30 beam of the loom and serves to support the temple arm, A. From the said arm, A, a spindle D, projects longitudinally through the trough B and has on its two separate spurred or toothed rollers, E, F, each of 35 which should be so applied to the spindle as to be capable of being freely rotated thereon. Against the inner end of the lesser or selvage roller F, a ratchet, G, is fastened

so that it can revolve on the spindle with the selvage roller. A retaining pawl, H, 40 rests on the toothed circumference of the ratchet and turns on a stud or pin, a, which projects from the arm A, the whole being as shown in the drawings.

As it is common to make the warp threads 45 of the selvage, of cloth, particularly of woolen cloth, of greater diameter than those of the body of the piece, it will readily be seen, that the selvages when woven, must be thicker than the rest of the cloth. This 50 extra thickness of the selvage of the cloth, causes the cloth while being woven to be drawn awry on a toothed temple roller when a selvage and part of the body of the cloth are supported on one roller. By employing 55 two separate rollers, one for the selvage and the other for the body of the cloth adjacent to the selvage, they (the said rollers) will readily so adapt themselves to the cloth during the beats of the lay of the loom as to 60 prevent the difficulty above mentioned. Improper forward draft of the selvage will be prevented by the ratchet and pawl.

We claim—

The above described improved loom temple 65 as constructed with two separate toothed rollers arranged on one spindle and having the lesser or selvage roller supplied with a ratchet and pawl as specified, the other roller being free to revolve on the spindle 70 independently of the said selvage roller.

CHARLES HOFFMAN.  
WM. GRAICHEN.

Witnesses:

FRANK GRAICHEN,  
GASTON GRAICHEN.