

Sept. 2, 1958

M. KERSON
COMBINATION GARMENT

2,849,716

Filed March 18, 1953

2 Sheets-Sheet 1

FIG. 1

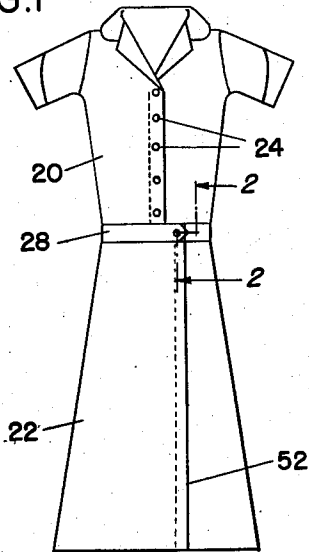


FIG. 2

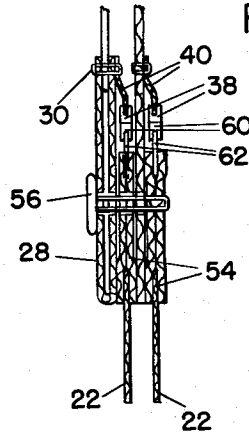


FIG. 3

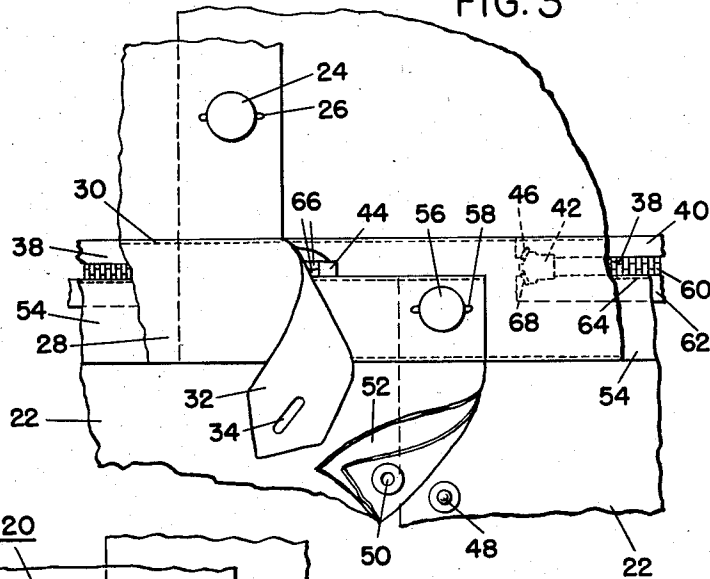
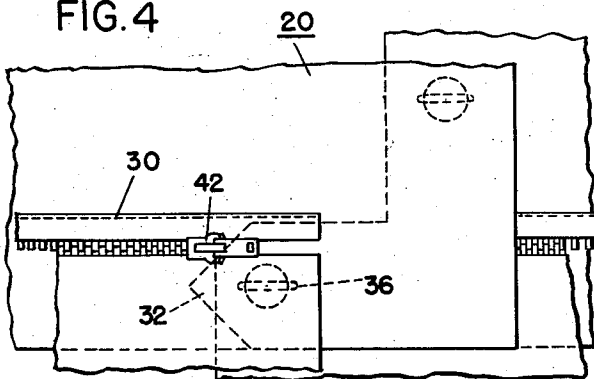


FIG. 4



INVENTOR.
MAX KERSON
BY *Arthur N. Klein*
ATTORNEY

Sept. 2, 1958

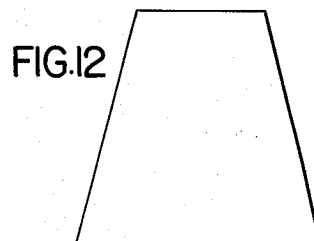
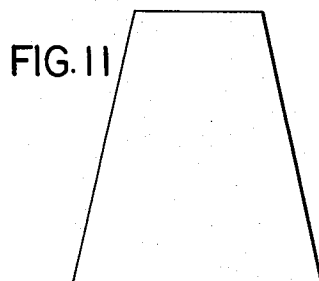
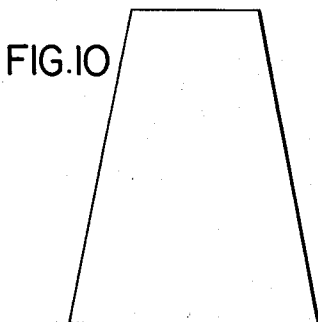
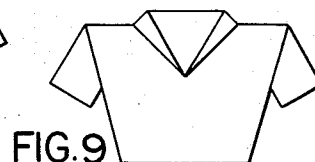
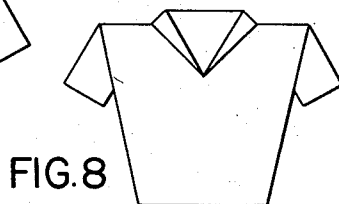
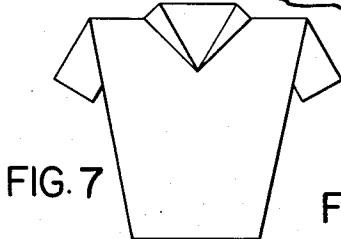
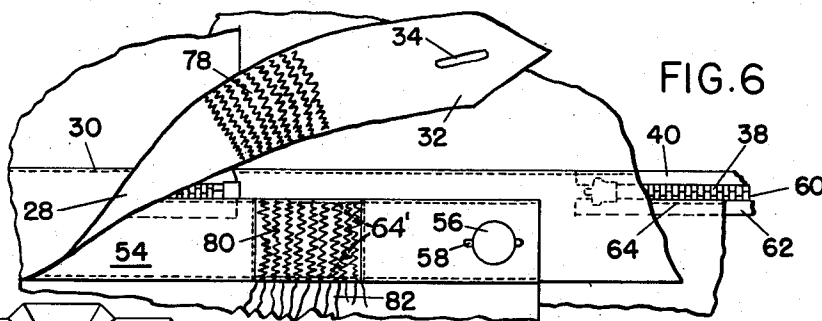
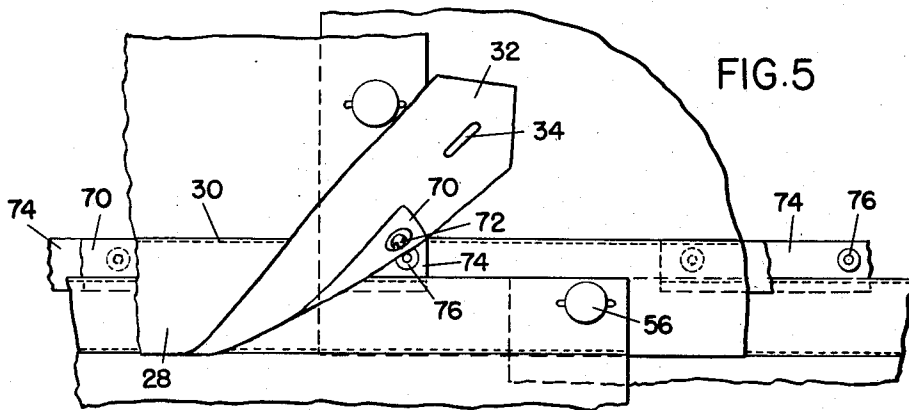
M. KERSON

2,849,716

COMBINATION GARMENT

Filed March 18, 1953

2 Sheets-Sheet 2



INVENTOR.
MAX KERSON

BY *Arthur M. Klein*
ATTORNEY.

1

2,849,716

COMBINATION GARMENT

Max Kerson, Philadelphia, Pa.

Application March 18, 1953, Serial No. 343,144

2 Claims. (Cl. 2—70)

The present invention relates generally to garments and more particularly to dresses having detachable blouse and skirt portions.

An object of the present invention is to provide a new and improved construction for a garment having an upper portion and a nether portion detachably united at the waist. Another object of the present invention is to provide a novel garment construction in which separate blouse and skirt portions are constructed and arranged to be detachably secured together at the waist so as to give the appearance of a unitary one-piece garment, while permitting the interchange of variously proportioned blouse and skirt portions; thereby enabling customers of different proportions to be fitted without the need for expensive and time-consuming alterations. A further object of the present invention is to provide an extensible, yet separable, waist line in a two-piece garment.

Other objects and advantages of the present invention are apparent in the following detailed description, appended claims and accompanying drawings.

For the purpose of illustrating the present invention, there are shown in the accompanying drawings forms thereof which have been found in practice to give satisfactory results and which are presently preferred; it being understood, however, that this invention is not limited to the precise arrangements and instrumentalities shown.

Referring to the accompanying drawings in which like reference characters indicate like parts throughout:

Figure 1 is a front elevational view of a woman's dress embodying the present invention.

Figure 2 is a vertical cross-sectional view taken generally along the line 2—2 of Fig. 1.

Figure 3 is a fragmentary enlarged front elevational view, with parts broken away, showing the waist line connecting and closure elements of Fig. 1.

Figure 4 is a fragmentary enlarged elevational view corresponding generally to that of Fig. 3, but showing the appearance of the waist line construction when viewed from inside the front portion thereof.

Figure 5 is a view generally like that of Fig. 3 but showing a modified embodiment employing snap-fastener elements in place of the slide-fastener connection for the waist portion of the two-piece dress.

Figure 6 is a view, also generally like that of Fig. 3 but showing still another embodiment in which the separable waist line is also expansible.

Figure 7 is a front elevational view showing a blouse portion constructed in accordance with the present invention and proportioned to fit a woman who is long-waisted; that is, one who has a greater than average waist-to-shoulder measurement.

Figure 8 is a view like that of Fig. 7 but showing a blouse portion proportioned to fit the average woman.

Figure 9 is a view like that of Fig. 7 but showing a blouse portion proportioned to fit a short-waisted woman.

Figure 10 is a front elevational view showing a skirt portion constructed according to the present invention

2

and proportioned to fit a long-legged woman; that is, one having a greater than average measurement from the waist down.

Figure 11 is a view like that of Fig. 10 but showing a skirt portion proportioned to fit the average woman.

Figure 12 is a view like that of Fig. 10 but showing a skirt portion proportioned to fit a short-legged woman.

In Figs. 1—4, there is shown a woman's dress of the uniform or house-dress type comprising a blouse portion 20 and a skirt portion 22 separably connected at the waist, in a manner to be described more fully hereinbelow, so as to simulate the appearance of a one-piece dress.

The blouse portion 20 is of the front-opening type having any conventional detachable closure elements, as for example the buttons 24 and button-holes 26, for securing its overlapped vertical free edges. A depending hem 28 extends around the lower periphery of the blouse portion and is secured thereto by a line of stitching 30. One end of the depending hem 28 extends beyond the edge of the main blouse portion to form a tongue 32 which overlies a portion of the other end of the hem. A button-hole 34 is formed in the tongue 32, while another button-hole 36 is formed in the other overlapped end of the hem 28 in alignment with the first-mentioned button-hole 34. The functions of these buttonholes will be hereinafter described.

One element 38 of a pair of fully separable slide-fastener elements is mounted at the lower edge of the main blouse portion in underlying relationship to the depending hem 28; the tape 40 of the fastener element 38 being preferably secured by the same line of stitching 30 which secures the hem 28. A conventional slider 42 is carried by the fastener element 38; the teeth of the fastener element extending from a starting socket 44 disposed generally adjacent the outer free edge of the blouse portion to a stop element 46 disposed somewhat short of the button-hole 36. Thus, as best shown in Fig. 3, the slide fastener teeth extend less than the entire circumference of the depending hem 28, with the button-holes 34 and 36 disposed in the zone between the ends of the row of fastener teeth.

The skirt portion 22 is also of the front-opening type with overlapped vertical free edges (displaced somewhat from the closure line of the blouse portion, as best shown in Figs. 1 and 3) provided with any conventional closure elements, as for example the male and female snap-fastener elements 48 and 50, normally concealed by a fly 52.

A waist band 54 is stitched to the upper edge of the skirt portion and is provided with a button 56 adjacent one end and a button-hole 58 adjacent the other overlying end thereof.

A slide-fastener element 60, complementary to the element 38 described above, is secured to the upper edge of the waist band 54; the tape 62 of the fastener element 60 being set into the two-ply waist band and fastened thereto by a line of stitching 64, as shown in Figs. 3 and 4. The teeth of the fastener element 60 extend from a starting prong 66 (adapted to fit into the starting socket 44 in conventional manner) to a stop element 68 disposed in alignment with the stop element 46.

By inserting the prong 66 into the socket 44 and then moving the slider all the way around to the stop elements 46 and 68, it is possible progressively to unite the two fastener elements 38 and 60 in a manner well known in the art, so as to provide a detachable connection between the blouse portion 20 and the skirt portion 22. As shown in Figs. 1 and 3, the united fastener elements 38 and 60 are fully covered and concealed by the depending hem 28. To complete the assembly of the blouse and skirt portions, the button 56 is first inserted into the button-hole 36 of

3

the hem 28, and thereafter, successively into the button-holes 58 and 34. By securing the snap elements 48 and 50 and the buttons and button-holes 24 and 26, it is possible to close up the front of the dress, as shown in Fig. 1. To open the front of the dress for disrobing, the procedure is reversed, except that it is unnecessary to remove the button 56 from the button-hole 36.

In other words, once the fastener elements 38 and 60 have been united and the button 56 inserted into the button-hole 36, the dress is, for all intents and to all appearances, a one-piece garment capable of being put on and taken off by manipulation of the fastener elements disposed along the vertical edges thereof.

On the other hand, when it is desired to separate the blouse and skirt portions (as for example for ease in laundering or replacement or interchange of one of the two portions) it is necessary merely to undo the button 56 from the button-hole 36 and then to manipulate the slider 42 to disconnect the slide fastener elements 38 and 60.

However, the greatest advantage of the novel separable waist construction of the present invention is that it permits the assembling of differently-proportioned waist and skirt portions to fit the dimensions of individual customers without the need for expensive and time-consuming alterations, as will be more fully described hereinbelow.

In Fig. 5, there is shown another embodiment of the present invention which generally resembles the embodiment of Figs. 1-4, except that snap fastener elements are employed in place of the slide fastener elements 38 and 60 to effect a detachable interconnection of the blouse portion 20 and the skirt portion 22.

Thus, in lieu of the tape 40 of Figs. 1-4, there is provided a tape 70 which is secured by the line of stitching 30 in underlying relation to the depending hem 28. The tape 70 carries a plurality of spaced male snap fastener elements 72.

In lieu of the tape 62, there is provided a tape 74 secured by the line of stitching 64 extending around the upper edge of the waist band 54. The tape 74 carries a plurality of spaced female snap fastener elements 76; the spacing of the fastener elements 72 and 76 being the same so that they are in juxtaposition and can be detachably interconnected to effect engagement of the blouse and skirt portions 20 and 22 in a manner analogous to that of the slide fastener elements 38 and 60 as described above.

In Fig. 6, there is shown still another embodiment of the present invention which generally resembles that of Figs. 1-4, except that elastic web inserts 78 and 80 are provided in the hem 28 and the waist band 54 respectively to permit a degree of stretch circumferentially. The elastic inserts are preferably located between the ends of the slide fasteners and the button and button-hole closure of the united hem and waist band, so that the slide fasteners do not prevent stretching of the inserts. In Fig. 6, the inserts 78 and 80 are shown as located between the socket 44 and the button holes 34 and 58. It is apparent, however, that, instead, the elastic inserts could be located between the stop elements 46-68 and the button 56 and button hole 36.

The material of the main skirt portion 22 may be somewhat gathered, as at 82, and the stitching 64' may be formed as extensible double-needle chain stitching along the circumferential dimension of the insert 80 so as to permit free stretching thereof. Similar gathering and extensible chain stitching (not shown) may be provided for the elastic insert 78.

These elastic inserts not only make for a snugger and neater fit at the waist line, but also permit the interconnection of a hem 28 and a waist band 54 of slightly different circumferential dimension. That is, by using the same length slide fasteners on garments of sizes 13 and 15, for example, and varying the circumferential dimension outside the ends of the slide fasteners to compensate for the slightly different waist dimensions of the two sizes, it is

4

possible to combine a size 13 blouse portion with a size 15 skirt portion or vice versa; the stretchability of the elastic inserts compensating for the slight difference in overall circumferential dimension. Thus, these inserts permit combining of different-size blouse and skirt portions, in addition to the combining of same-size but differently-proportioned blouse and skirt portions as will be described hereinbelow.

Figs. 7-12 are intended to illustrate schematically how the novel construction of the present invention may be employed to fit variously-proportioned customers by combining different blouse and skirt portions, without the need for expensive and time-consuming alterations.

Thus, Fig. 7 shows a blouse portion constructed to fit a long-waisted woman (that is, one having a greater than average waist-to-shoulder measurement) taking a particular dress size, for example size 15. Fig. 8 shows a blouse portion which could be a size 15 constructed to fit the average woman. Fig. 9 shows still another blouse which could be a size 15 constructed to fit a short-waisted woman.

Fig. 10 shows a skirt portion which could be one constructed to fit a woman who takes size 15 but is long-legged (that is, one having a greater than average measurement from the waist down). Fig. 11 shows a skirt portion which could be a size 15 constructed to fit the average woman. Fig. 12 shows a skirt portion which could be a size 15 constructed to fit a short-legged woman.

To fit a woman who is both long-waisted and long-legged, it would be necessary simply to combine the blouse portion of Fig. 7 with the skirt portion of Fig. 10. Similarly, a woman who is normal or average in both of these measurements could be fitted by combining the blouse portion of Fig. 8 with the skirt portion of Fig. 11. A short-waisted and short-legged woman could be fitted by combining the blouse portion of Fig. 9 with the skirt portion of Fig. 12. Other obvious combinations of the blouse and skirt portions of Figs. 7-12 would fit women who are long-waisted and average-legged; long-waisted and short-legged; average-waisted and long-legged; average-waisted and short-legged; short-waisted and long-legged; and short-waisted and average-legged. By adding blouse and skirt portions with other specific dimensions (for example full-busted, flat-chested, full-hipped, narrow-hipped, etc.) a limitless range of combinations can be achieved in any one size.

In other words, by carrying a sufficiently large variety of differently-proportioned blouse and skirt portions in the various dress sizes, a store-keeper can, in a matter of a few minutes, combine the right pairs of portions to fit the precise measurements of individual customers.

This not only reduces the cost, by eliminating expensive alterations by hand, but also substantially lowers the number of sales losses due to the unwillingness of customers to wait until such alterations are completed; it being now possible for the customer to take with her a perfectly fitting and accurately proportioned dress.

The present invention may be embodied in other specific forms without departing from the spirit or essential attributes thereof and, accordingly, reference should be made to the appended claims rather than to the foregoing specification, as indicating the scope of the invention.

Having thus described my invention, I claim as new and desire to protect by Letters Patent the following:

1. A woman's dress comprising a blouse portion of the front opening type having vertical free edges provided with separable closure elements; and a skirt portion also having vertical free edges extending at least part-way down the front from the uppermost waistband thereof, said skirt free edges also being provided with separable closure elements; the lowermost waistband of the blouse and the uppermost waistband of the skirt being provided with complementary separable engaging elements capable of being interconnected to provide a more

or less unitary garment which can be put on and taken off by manipulation of the front closure elements, said detachable engaging elements extending most of the way but not completely around the waistbands of the blouse and skirt with the skirt closure elements located in vertical alignment with the unengaged zone, the free ends of both waistbands being overlapped, the underlying free end of the skirt waistband having a button located at said unengaged zone and constructed and arranged to pass successively through a buttonhole formed in the underlying free end of the blouse waistband, a buttonhole formed in the overlying free end of the skirt waistband, and finally through a buttonhole formed in the overlying free end of the blouse waistband, whereby the ends of the two waistbands can be opened and the closure elements disconnected to permit removal of the garment without disengaging the underlying free ends of the two waistbands and without detaching the engaging elements.

2. A construction according to claim 1 wherein an

elastic insert is provided in the waistband of the blouse portion and another elastic insert is provided in the waistband of the skirt portion in the zone between the ends of the engaging elements and the vertical free edges thereby to permit selective expansion of the waist-encircling portions of the blouse and skirt portions of the garment.

References Cited in the file of this patent

UNITED STATES PATENTS

1,748,890	Martin	Feb. 25, 1930
2,211,100	Cohen	Aug. 13, 1940
2,290,638	Englander	July 21, 1942
2,513,065	Stagg	June 27, 1950
2,559,953	Evans	July 10, 1951

FOREIGN PATENTS

246,972	Switzerland	Feb. 15, 1947
---------	-------------	---------------