



US00D615744S

(12) **United States Design Patent**  
**Guers-Neyraud**

(10) **Patent No.:** **US D615,744 S**

(45) **Date of Patent:** **\*\* May 18, 2010**

(54) **FOOTWEAR**

D589,696 S \* 4/2009 Guers-Neyraud ..... D2/971  
D592,385 S \* 5/2009 Guers-Neyraud ..... D2/946

(75) Inventor: **Elisabeth Guers-Neyraud**, Paris (FR)

**OTHER PUBLICATIONS**

(73) Assignee: **J. Choo Limited**, London (GB)

U.S. Appl. No. 29/301,047, filed Feb. 6, 2008—First named inventor Elisabeth Guers-Neyraud.

(\*\*) Term: **14 Years**

U.S. Appl. No. 29/301,049, filed Feb. 6, 2008—First named inventor Elisabeth Guers-Neyraud.

(21) Appl. No.: **29/313,242**

Vintage Shoe; Photograph of side view.

(22) Filed: **Dec. 17, 2008**

Vintage Shoe; Photograph of top view.

\* cited by examiner

(30) **Foreign Application Priority Data**

*Primary Examiner*—Dominic Simone

Jun. 19, 2008 (EM) ..... 000958723-0014

(74) *Attorney, Agent, or Firm*—Fross Zelnick, Lehrman & Zissu, P.C.; Lawrence E. Apolzon, Esq.

(51) **LOC (9) Cl.** ..... **02-99**

(52) **U.S. Cl.** ..... **D2/971**

(58) **Field of Classification Search** ..... D2/896,  
D2/916–918, 925–942, 946, 969, 971; 36/1,  
36/83, 8.3, 45–58

(57) **CLAIM**

The ornamental design for footwear, as shown and described.

See application file for complete search history.

**DESCRIPTION**

(56) **References Cited**

FIG. 1 is a front perspective view of a shoe showing my footwear design;

**U.S. PATENT DOCUMENTS**

- D91,531 S \* 2/1934 Morali ..... D2/930
- D91,535 S \* 2/1934 Morali ..... D2/932
- D97,210 S \* 10/1935 Shapiro ..... D2/933
- D97,667 S \* 12/1935 Buraglia ..... D2/934
- D98,353 S \* 1/1936 Liberty ..... D2/934
- D98,355 S \* 1/1936 Liberty ..... D2/934
- D98,357 S \* 1/1936 Liberty ..... D2/934
- D99,037 S \* 3/1936 Liberty ..... D2/934
- D99,706 S \* 5/1936 Cohen ..... D2/933
- D102,329 S \* 12/1936 Kean ..... D2/931
- D129,706 S 9/1941 Grossmann
- D584,503 S \* 1/2009 Guers-Neyraud ..... D2/971

FIG. 2 is a left side view of the footwear shown in FIG. 1;

FIG. 3 is a right side view of the footwear shown in FIG. 1;

FIG. 4 is a front view of the footwear shown in FIG. 1;

FIG. 5 is a rear view of the footwear shown in FIG. 1; and,

FIG. 6 is a top view of the footwear shown in FIG. 1.

The broken line showing of the sole, heel, heel cap, zipper pull and zipper track, portions of the front straps, front portion of the shoe, rivets, platform sole, and portion of the footbed is for illustrative purposes only and forms no part of the claimed design.

**1 Claim, 6 Drawing Sheets**





FIG. 1



FIG. 2

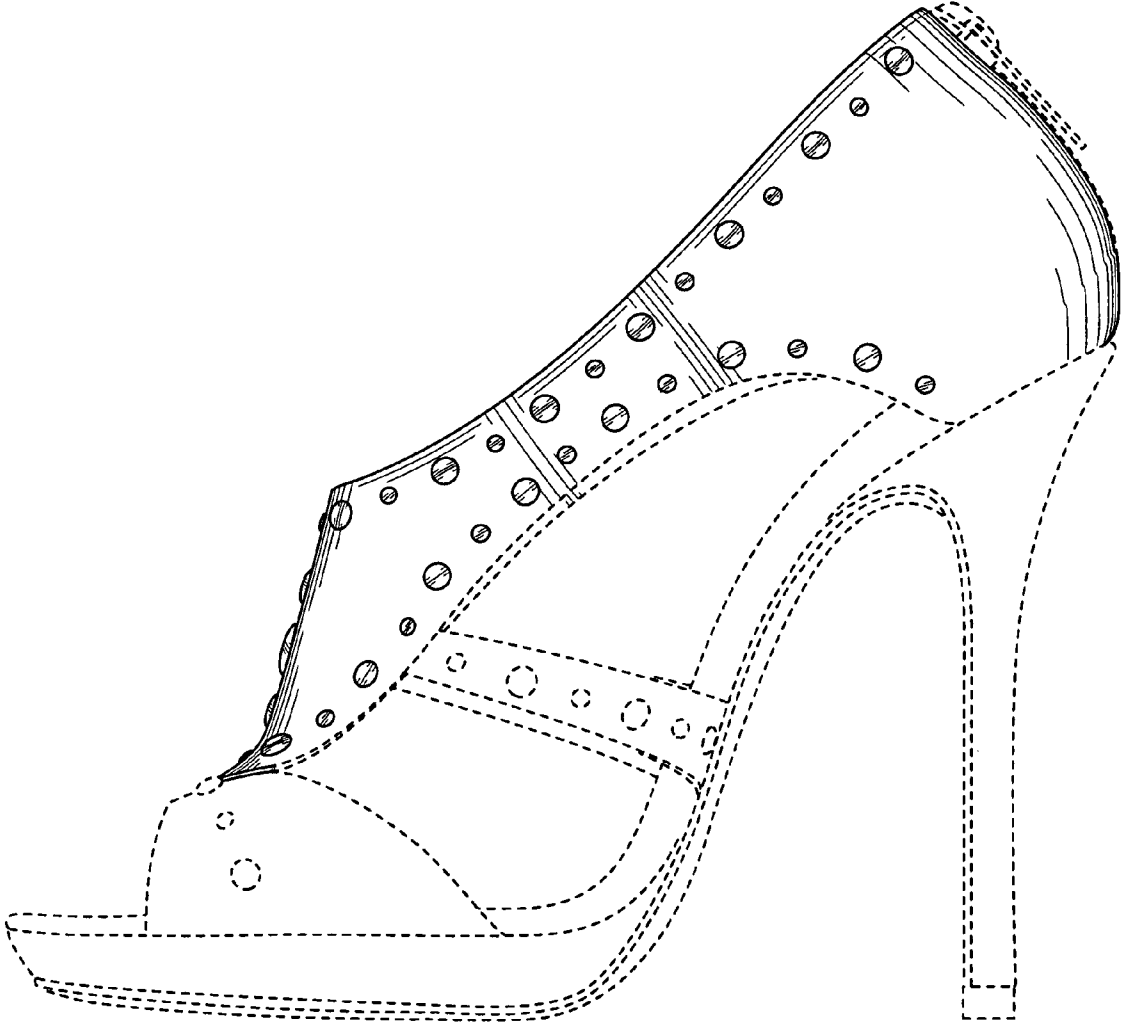


FIG. 3

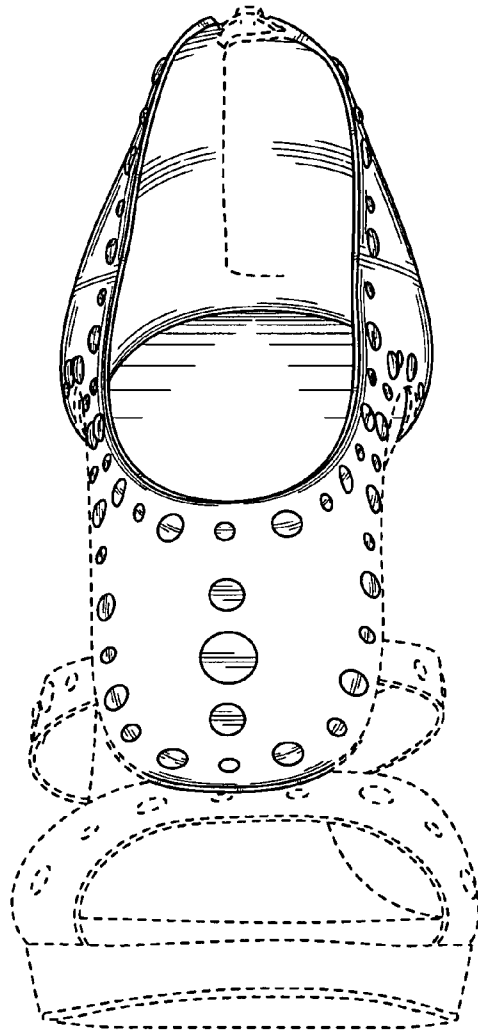


FIG. 4

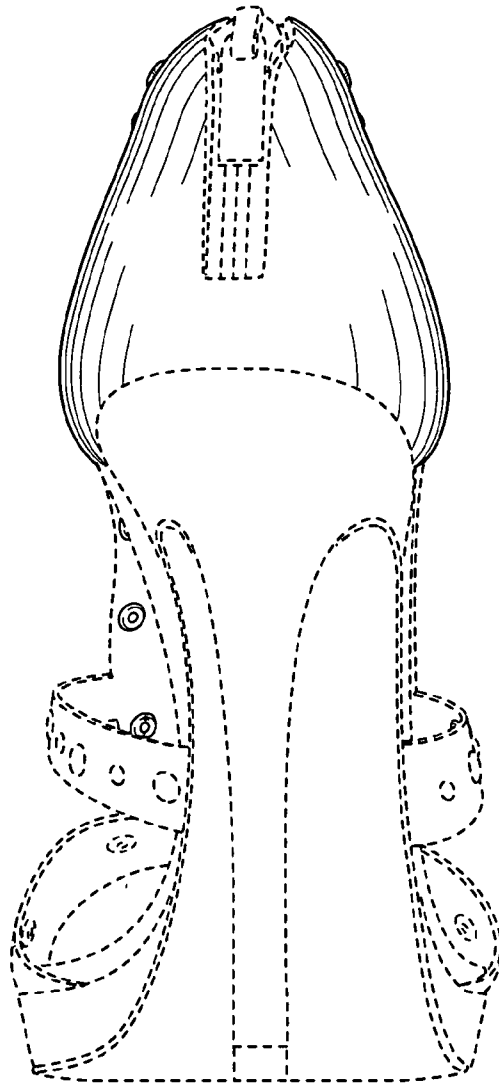


FIG. 5

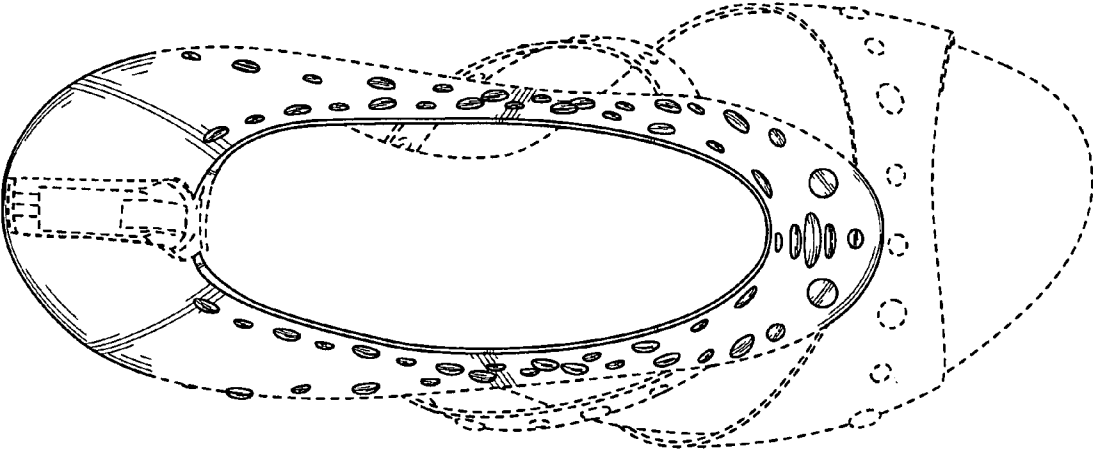


FIG. 6