



US00D354308S

United States Patent [19] Cornwell et al.

[11] Patent Number: Des. 354,308
[45] Date of Patent: ** Jan. 10, 1995

[54] SAFETY PAPER
[75] Inventors: Douglas L. Cornwell, Upshur, W. Va.; Sue A. DeRose, Lindenhurst, Ill.
[73] Assignee: Moore Business Forms, Inc., Grand Island, N.Y.
[**] Term: 14 Years
[21] Appl. No.: 13,146
[22] Filed: Sep. 20, 1993
[52] U.S. Cl. D19/5
[58] Field of Search D19/1, 5; 40/137, 124.1; 283/72, 902, 901; 434/84, 170

D. 217,577 5/1970 Couve .
D. 335,502 5/1993 Coe .
3,279,826 10/1966 Rudershausen et al. .
3,614,430 10/1971 Berker .
3,886,083 5/1975 Laxer .
4,033,059 7/1977 Hutton et al. .
4,151,666 5/1979 Raphael et al. .
4,451,521 5/1984 Kaule et al. .
4,452,843 6/1984 Kaule et al. .
4,884,828 12/1989 Burnham et al. .
5,064,221 11/1991 Miehe et al. .
5,149,138 9/1992 Zemsky .

Primary Examiner—Wallace R. Burke
Assistant Examiner—Pamela Burgess
Attorney, Agent, or Firm—Nixon & Vanderhye

[56] References Cited

U.S. PATENT DOCUMENTS


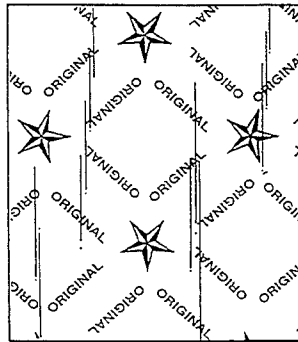
D. 7,888 11/1874 Myers D19/5
D. 8,200 3/1875 Bainbridge D19/5
D. 24,809 10/1895 Simon D19/5
D. 40,362 11/1909 Sergeant .
D. 50,415 3/1917 Gurney .
D. 61,174 7/1922 Meyer .
D. 61,205 7/1922 Meyer .
D. 61,332 8/1922 Shoemaker .
D. 63,912 2/1924 Prizer .
D. 69,180 1/1926 Hotchkiss .
D. 69,396 2/1926 Hetherington .
D. 85,997 1/1932 Smith .
D. 128,051 1/1941 Lathey D19/5 X
D. 185,622 7/1959 Berg .
D. 185,623 7/1959 Berg .
D. 217,573 5/1970 Couve .
D. 217,574 5/1970 Couve .
D. 217,576 5/1970 Couve .

[57] CLAIM

The ornamental design for safety paper, as shown and described.

DESCRIPTION

FIG. 1 is a front elevational view of safety paper showing our new design, the undisclosed rear being plain and unornamented;
FIG. 2 is front elevational view of a second embodiment of FIG. 1, the undisclosed rear being plain and unornamented;
FIG. 3 is a front elevational view of a third embodiment of FIG. 1, the undisclosed rear being plain and unornamented; and,
FIG. 4 is a front elevational view of a fourth embodiment of FIG. 1, the undisclosed rear being plain and unornamented.
It is understood that the claimed article is of conventional thickness.



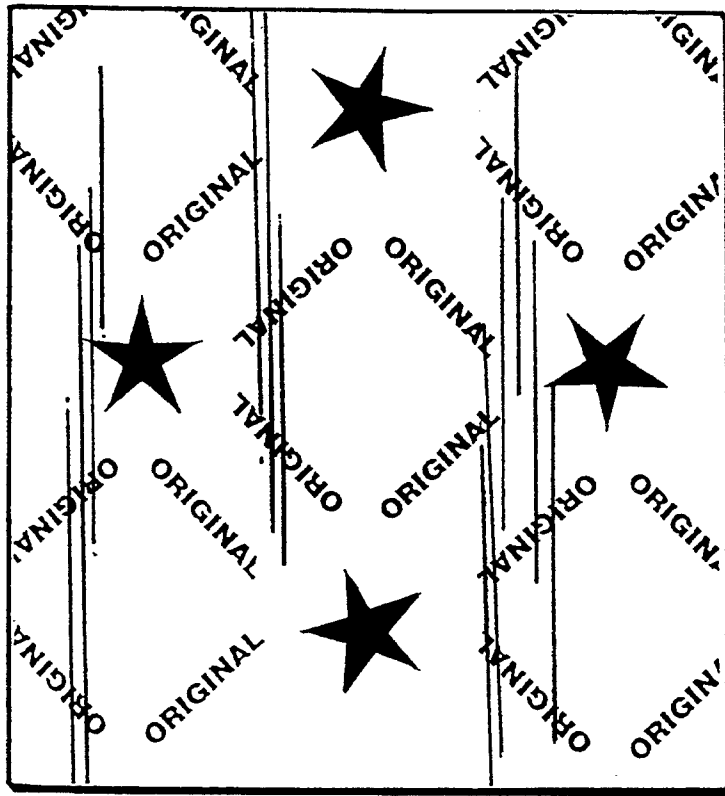


FIG. 1

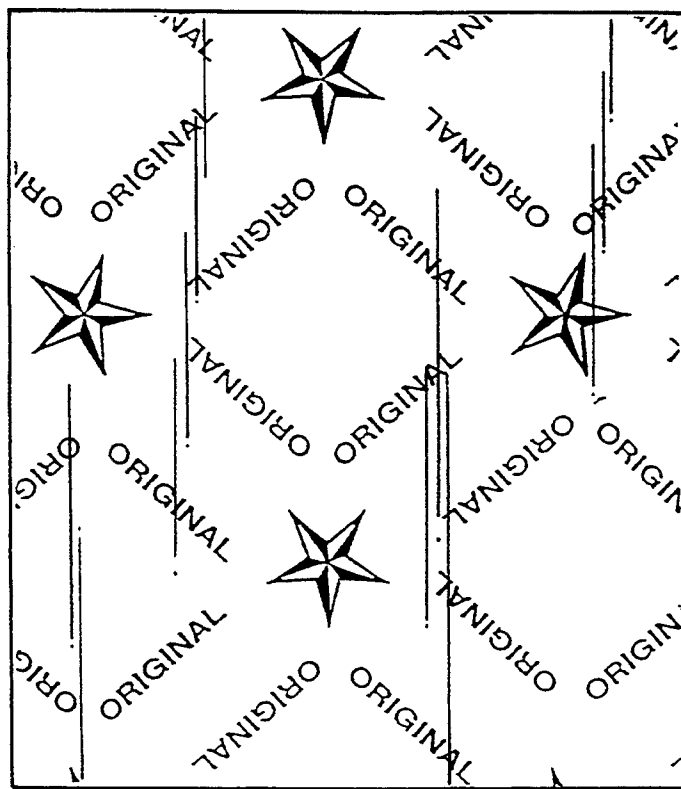


FIG. 2

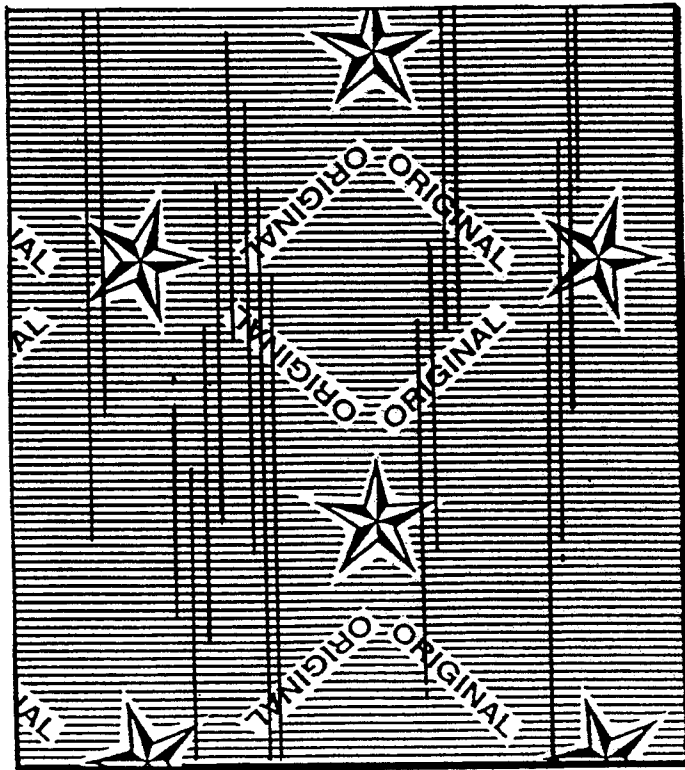


FIG. 3




FIG. 4