



US00D749366S

(12) **United States Design Patent**
Wirth, Jr.

(10) **Patent No.:** **US D749,366 S**

(45) **Date of Patent:** **** Feb. 16, 2016**

- (54) **BOWL**
- (71) Applicant: **John Wirth, Jr.**, Portland, OR (US)
- (72) Inventor: **John Wirth, Jr.**, Portland, OR (US)
- (**) Term: **14 Years**
- (21) Appl. No.: **29/504,597**
- (22) Filed: **Oct. 7, 2014**
- (51) **LOC (10) Cl.** **07-01**
- (52) **U.S. Cl.**
USPC **D7/584**
- (58) **Field of Classification Search**
USPC D7/584, 500, 560, 554.3, 550.1, 538,
D7/571; 220/574; D30/129; D3/304
CPC A47G 19/02; A47G 19/06; A47G 23/06;
B65D 1/34; A01K 5/0142; A01K 5/0114
See application file for complete search history.

D610,408 S *	2/2010	Paolini	D7/500
D622,012 S *	8/2010	Lorenzana	D30/129
D636,944 S *	4/2011	Anderson	D30/129
D636,945 S *	4/2011	Anderson	D30/129
D648,492 S *	11/2011	Able	D30/129
D704,902 S *	5/2014	Wu	D30/129
D709,655 S *	7/2014	Lipscomb	D30/121
D718,004 S *	11/2014	Stovall	D30/129
2010/0275852 A1 *	11/2010	Lipscomb	A01K 5/0114 119/61.5

* cited by examiner

Primary Examiner — Cynthia Underwood
(74) *Attorney, Agent, or Firm* — patenttm.us

(57) **CLAIM**
I claim the ornamental design for a bowl, as shown and described.

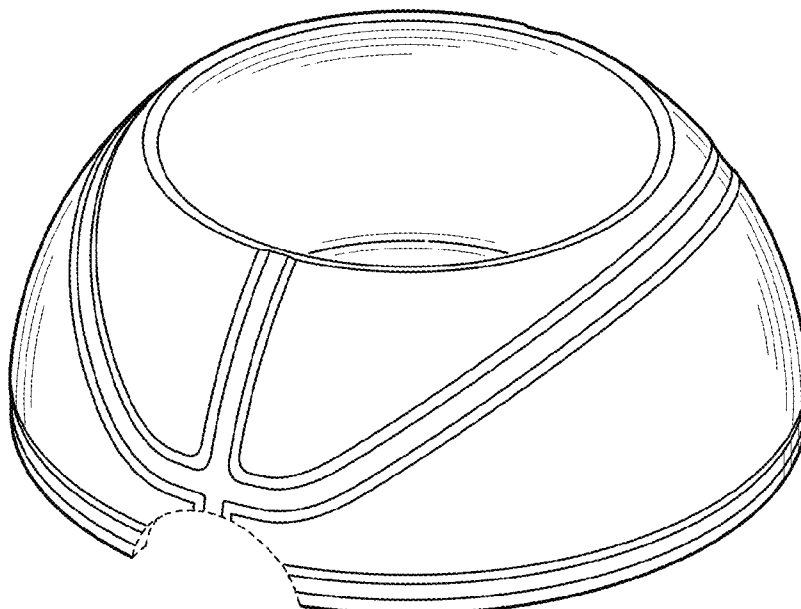
DESCRIPTION

FIG. 1 is a perspective view of a bowl, showing the new design;
FIG. 2 is a front view of the design of FIG. 1;
FIG. 3 is a rear view of the design of FIG. 1;
FIG. 4 is a right side view of the design of FIG. 1, the left side view being a mirror image thereof; and,
FIG. 5 is a top view of the design of FIG. 1.
The broken lines show environment of the claimed subject matter and form no part of the claimed design.
The bottom view forms no part of the design and is omitted.

1 Claim, 2 Drawing Sheets

(56) **References Cited**
U.S. PATENT DOCUMENTS

D56,761 S *	12/1920	Miller	D30/129
D64,850 S *	6/1924	Heisey	D7/565
5,069,166 A *	12/1991	Ahuna	A01K 5/0142 119/61.53
D424,757 S *	5/2000	Cooper	D30/129
D459,841 S *	7/2002	Ross	D30/129
D474,373 S *	5/2003	Carlson	D7/584
D484,749 S *	1/2004	Garraway	D7/584
D504,196 S *	4/2005	Huthmaker	D30/129



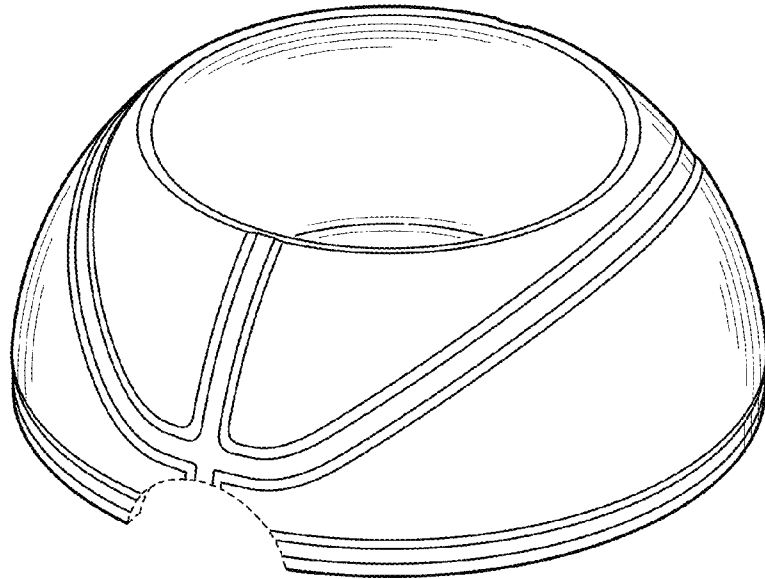


FIG. 1

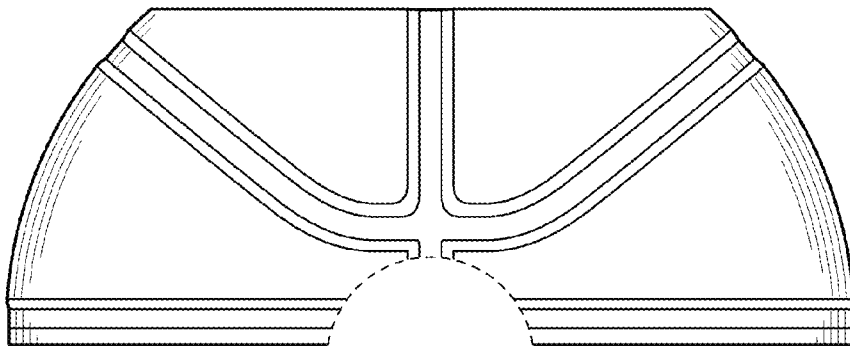


FIG. 2




FIG. 3

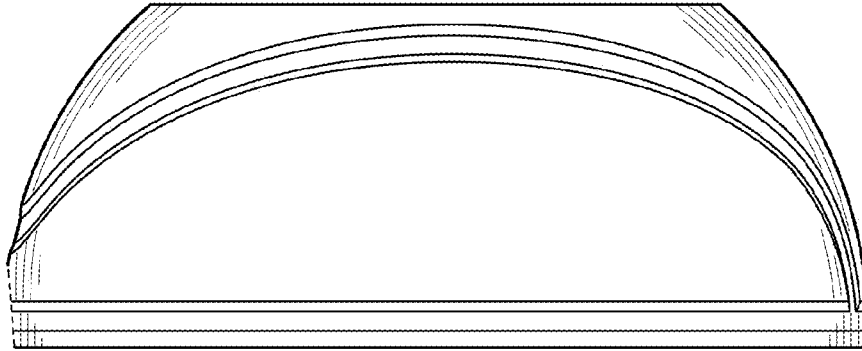


FIG. 4

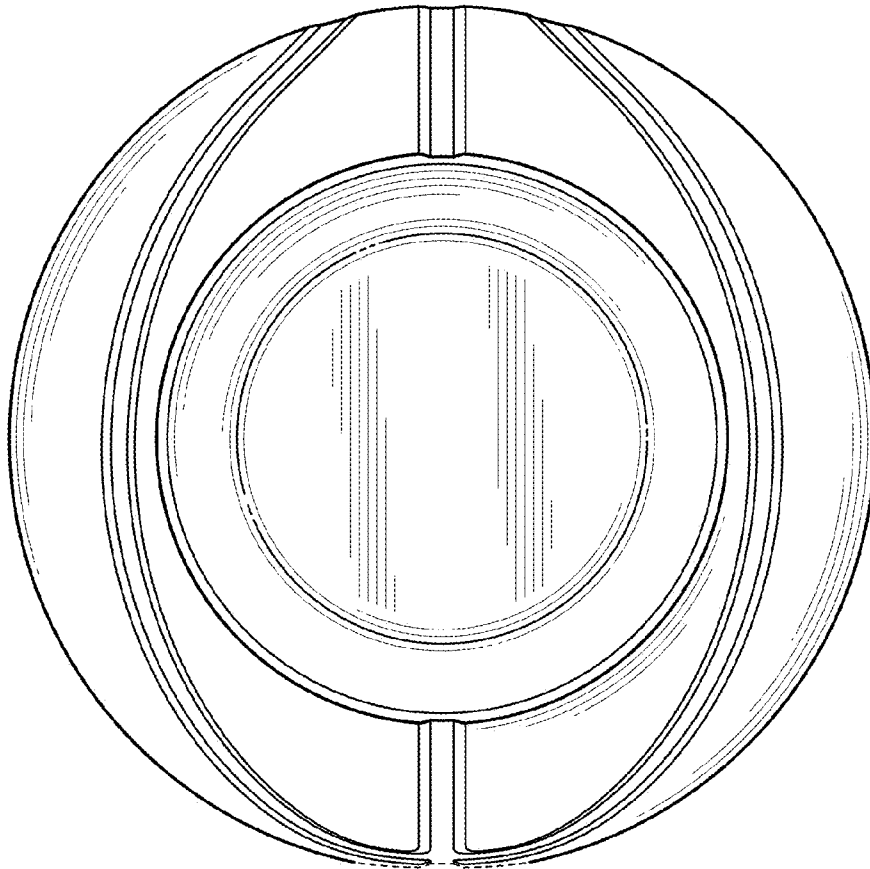


FIG. 5