

(12) STANDARD PATENT
(19) AUSTRALIAN PATENT OFFICE

(11) Application No. **AU 2019267824 B2**

- (54) Title
Tetrahydro-imidazo(4,5-C)pyridine derivatives as PD-L1 immunomodulators
- (51) International Patent Classification(s)
C07D 471/04 (2006.01) **A61P 35/00** (2006.01)
A61K 31/437 (2006.01) **A61P 37/00** (2006.01)
- (21) Application No: **2019267824** (22) Date of Filing: **2019.05.10**
- (87) WIPO No: **WO19/217821**
- (30) Priority Data
- | | | |
|-------------------|-------------------|--------------|
| (31) Number | (32) Date | (33) Country |
| 62/688,164 | 2018.06.21 | US |
| 62/670,249 | 2018.05.11 | US |
- (43) Publication Date: **2019.11.14**
(44) Accepted Journal Date: **2023.10.05**
- (71) Applicant(s)
Incyte Corporation
- (72) Inventor(s)
WU, Liangxing;XIAO, Kaijiong;YAO, Wenqing
- (74) Agent / Attorney
Houlihan Intellectual Property Pty Ltd, 832 High St, Kew East, VIC, 3102, AU
- (56) Related Art
WO 2017/222976 A1
WO 2018/026971 A1
WO 2018/119224 A1



(51) International Patent Classification:

C07D 471/04 (2006.01) A61P 37/00 (2006.01)
A61P 35/00 (2006.01) A61K 31/437 (2006.01)

(21) International Application Number:

PCT/US2019/031728

(22) International Filing Date:

10 May 2019 (10.05.2019)

(25) Filing Language:

English

(26) Publication Language:

English

(30) Priority Data:

62/670,249 11 May 2018 (11.05.2018) US
62/688,164 21 June 2018 (21.06.2018) US

(71) Applicant: INCYTE CORPORATION [US/US]; 1801 Augustine Cut-Off, Wilmington, Delaware 19803 (US).

(72) Inventors: WU, Liangxing; 1801 Augustine Cut-Off, Wilmington, Delaware 19803 (US). XIAO, Kaijiong; 1801 Augustine Cut-Off, Wilmington, Delaware 19803 (US). YAO, Wenqing; 1801 Augustine Cut-Off, Wilmington, Delaware 19803 (US).

(74) Agent: KING, Annie J. et al.; P.O. Box 1022, Minneapolis, Minnesota 55440-1022 (US).

(81) Designated States (unless otherwise indicated, for every kind of national protection available): AE, AG, AL, AM, AO, AT, AU, AZ, BA, BB, BG, BH, BN, BR, BW, BY, BZ, CA, CH, CL, CN, CO, CR, CU, CZ, DE, DJ, DK, DM, DO, DZ, EC, EE, EG, ES, FI, GB, GD, GE, GH, GM, GT, HN, HR, HU, ID, IL, IN, IR, IS, JO, JP, KE, KG, KH, KN, KP, KR, KW, KZ, LA, LC, LK, LR, LS, LU, LY, MA, MD, ME, MG, MK, MN, MW, MX, MY, MZ, NA, NG, NI, NO, NZ, OM, PA, PE, PG, PH, PL, PT, QA, RO, RS, RU, RW, SA,

SC, SD, SE, SG, SK, SL, SM, ST, SV, SY, TH, TJ, TM, TN, TR, TT, TZ, UA, UG, US, UZ, VC, VN, ZA, ZM, ZW.

(84) Designated States (unless otherwise indicated, for every kind of regional protection available): ARIPO (BW, GH, GM, KE, LR, LS, MW, MZ, NA, RW, SD, SL, ST, SZ, TZ, UG, ZM, ZW), Eurasian (AM, AZ, BY, KG, KZ, RU, TJ, TM), European (AL, AT, BE, BG, CH, CY, CZ, DE, DK, EE, ES, FI, FR, GB, GR, HR, HU, IE, IS, IT, LT, LU, LV, MC, MK, MT, NL, NO, PL, PT, RO, RS, SE, SI, SK, SM, TR), OAPI (BF, BJ, CF, CG, CI, CM, GA, GN, GQ, GW, KM, ML, MR, NE, SN, TD, TG).

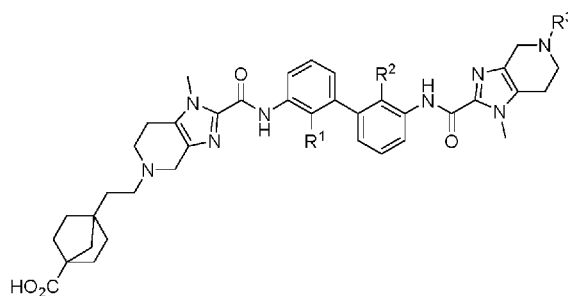
Declarations under Rule 4.17:

- as to applicant's entitlement to apply for and be granted a patent (Rule 4.17(ii))
- as to the applicant's entitlement to claim the priority of the earlier application (Rule 4.17(iii))

Published:

- with international search report (Art. 21(3))

(54) Title: TETRAHYDRO-IMIDAZO[4,5-C]PYRIDINE DERIVATIVES AS PD-L1 IMMUNOMODULATORS



(I)

(57) Abstract: Disclosed are compounds of Formula (I), methods of using the compounds as immunomodulators, and pharmaceutical compositions comprising such compounds. The compounds are useful in treating, preventing or ameliorating diseases or disorders such as cancer or infections.

TETRAHYDRO-IMIDAZO[4,5-C]PYRIDINE DERIVATIVES AS PD-L1 IMMUNOMODULATORS

HETEROCYCLIC COMPOUNDS AS IMMUNOMODULATORS

The present application claims the benefit of U.S. Provisional Application No. 62/670,249, filed May 11, 2018; and U.S. Provisional Application No. 62/688,164, filed June 21, 2018, each of which is incorporated herein by reference in its entirety.

FIELD OF THE INVENTION

The present application is concerned with pharmaceutically active compounds. The disclosure provides compounds as well as their compositions and methods of use. The compounds modulate PD-1/PD-L1 protein/protein interaction and are useful in the treatment of various diseases including infectious diseases and cancer.

BACKGROUND OF THE INVENTION

The immune system plays an important role in controlling and eradicating diseases such as cancer. However, cancer cells often develop strategies to evade or to suppress the immune system in order to favor their growth. One such mechanism is altering the expression of co-stimulatory and co-inhibitory molecules expressed on immune cells (Postow et al, J. Clinical Oncology 2015, 1-9). Blocking the signaling of an inhibitory immune checkpoint, such as PD-1, has proven to be a promising and effective treatment modality.

Programmed cell death-1 (PD-1), also known as CD279, is a cell surface receptor expressed on activated T cells, natural killer T cells, B cells, and macrophages (Greenwald et al, Annu. Rev. Immunol 2005, 23:515–548; Okazaki and Honjo, Trends Immunol 2006, (4):195-201). It functions as an intrinsic negative feedback system to prevent the activation of T-cells, which in turn reduces autoimmunity and promotes self-tolerance. In addition, PD-1 is also known to play a critical role in the suppression of antigen-specific T cell response in diseases like cancer and viral infection (Sharpe et al, *Nat Immunol* 2007 8, 239–245; Postow et al, J. Clinical Oncol 2015, 1-9).

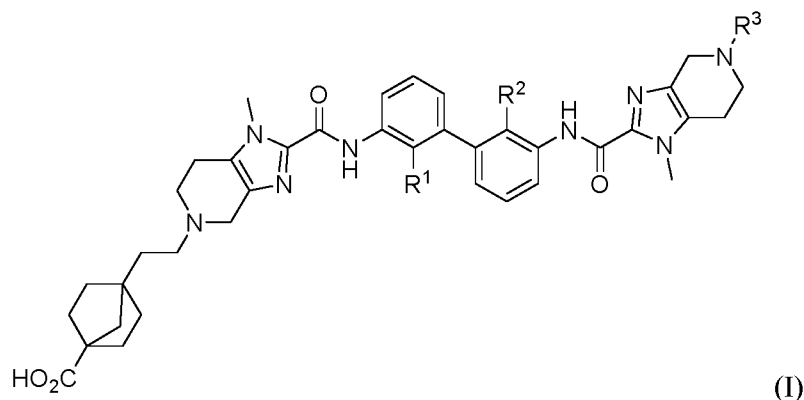
The structure of PD-1 consists of an extracellular immunoglobulin variable-like domain followed by a transmembrane region and an intracellular domain (Parry et al, Mol Cell Biol 2005, 9543–9553). The intracellular domain contains two phosphorylation sites located in an immunoreceptor tyrosine-based inhibitory motif and an immunoreceptor tyrosine-based switch motif, which suggests that PD-1 negatively regulates T cell receptor-mediated signals. PD-1 has two ligands, PD-L1 and PD-L2 (Parry et al, Mol Cell Biol 2005, 9543–9553; Latchman et al, Nat

Immunol 2001, 2, 261–268), and they differ in their expression patterns. PD-L1 protein is upregulated on macrophages and dendritic cells in response to lipopolysaccharide and GM-CSF treatment, and on T cells and B cells upon T cell receptor and B cell receptor signaling. PD-L1 is also highly expressed on almost all tumor cells, and the expression is further increased after IFN- γ treatment (Iwai et al, PNAS2002, 99(19):12293-7; Blank et al, Cancer Res 2004, 64(3):1140-5). In fact, tumor PD-L1 expression status has been shown to be prognostic in multiple tumor types (Wang et al, Eur J Surg Oncol 2015; Huang et al, Oncol Rep 2015; Sabatier et al, Oncotarget 2015, 6(7): 5449–5464). PD-L2 expression, in contrast, is more restricted and is expressed mainly by dendritic cells (Nakae et al, J Immunol 2006, 177:566-73). Ligation of PD-1 with its ligands PD-L1 and PD-L2 on T cells delivers a signal that inhibits IL-2 and IFN- γ production, as well as cell proliferation induced upon T cell receptor activation (Carter et al, Eur J Immunol 2002, 32(3):634-43; Freeman et al, J Exp Med 2000, 192(7):1027-34). The mechanism involves recruitment of SHP-2 or SHP-1 phosphatases to inhibit T cell receptor signaling such as Syk and Lck phosphorylation (Sharpe et al, Nat Immunol 2007, 8, 239–245). Activation of the PD-1 signaling axis also attenuates PKC- θ activation loop phosphorylation, which is necessary for the activation of NF- κ B and AP1 pathways, and for cytokine production such as IL-2, IFN- γ and TNF (Sharpe et al, Nat Immunol 2007, 8, 239–245; Carter et al, Eur J Immunol 2002, 32(3):634-43; Freeman et al, J Exp Med 2000, 192(7):1027-34).

Several lines of evidence from preclinical animal studies indicate that PD-1 and its ligands negatively regulate immune responses. PD-1-deficient mice have been shown to develop lupus-like glomerulonephritis and dilated cardiomyopathy (Nishimura et al, Immunity 1999, 11:141–151; Nishimura et al, Science 2001, 291:319–322). Using an LCMV model of chronic infection, it has been shown that PD-1/PD-L1 interaction inhibits activation, expansion and acquisition of effector functions of virus-specific CD8 T cells (Barber et al, Nature 2006, 439, 682-7). Together, these data support the development of a therapeutic approach to block the PD-1-mediated inhibitory signaling cascade in order to augment or “rescue” T cell response. Accordingly, there is a need for new compounds that block PD-1/PD-L1 protein/protein interaction.

SUMMARY

The present disclosure provides, *inter alia*, a compound of Formula (I):



or a pharmaceutically acceptable salt or a stereoisomer thereof, wherein constituent

variables are defined herein. The present disclosure further provides a pharmaceutical composition comprising a compound disclosed herein, or a pharmaceutically acceptable salt or a stereoisomer thereof, and one or more pharmaceutically acceptable excipient or carrier.

The present disclosure further provides methods of inhibiting PD-1/PD-L1 interaction, said method comprising administering to a patient a compound disclosed herein, or a pharmaceutically acceptable salt or a stereoisomer thereof.

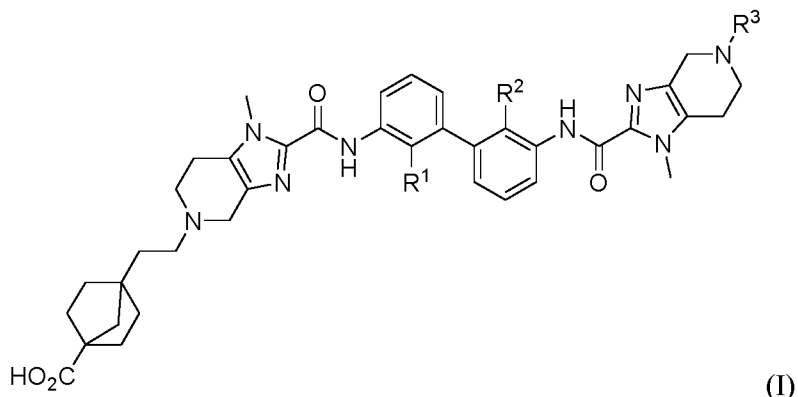
The present disclosure further provides methods of treating a disease or disorder associated with inhibition of PD-1/PD-L1 interaction, said method comprising administering to a patient in need thereof a therapeutically effective amount of a compound of disclosed herein, or a pharmaceutically acceptable salt or a stereoisomer thereof.

The present disclosure further provides methods of enhancing, stimulating and/or increasing the immune response in a patient, said method comprising administering to the patient in need thereof a therapeutically effective amount of a compound disclosed herein, or a pharmaceutically acceptable salt or a stereoisomer thereof.

DETAILED DESCRIPTION

I. Compounds

The present disclosure provides, *inter alia*, compounds of Formula I:



5 or a pharmaceutically acceptable salt or a stereoisomer thereof, wherein:

R^1 is methyl, CN, F, Cl, or Br;

R^2 is methyl, CN, F, Cl, or Br; and

R^3 is H, C_{1-4} alkyl, C_{3-8} cycloalkyl, C_{3-8} cycloalkyl- C_{1-2} alkyl-, C_{6-10} aryl, C_{6-10} aryl- C_{1-2} alkyl, 5- to 6-membered heteroaryl, 5- to 6-membered heteroaryl- C_{1-2} alkyl, 4- to 6-membered heterocycloalkyl or 4- to 6-membered heterocycloalkyl- C_{1-2} alkyl-, wherein the 5- to 6-membered heteroaryl, 5- to 6-membered heteroaryl- C_{1-2} alkyl, 4- to 6-membered heterocycloalkyl and 4- to 6-membered heterocycloalkyl- C_{1-2} alkyl- each has one or two heteroatoms as ring members selected from O, N and S, and wherein the C_{1-4} alkyl, C_{3-8} cycloalkyl, C_{3-8} cycloalkyl- C_{1-2} alkyl-, C_{6-10} aryl, C_{6-10} aryl- C_{1-2} alkyl, 5- to 6-membered heteroaryl, 5- to 6-membered heteroaryl- C_{1-2} alkyl, 4- to 6-membered heterocycloalkyl and 4- to 6-membered heterocycloalkyl- C_{1-2} alkyl- of R^3 are each optionally substituted with 1 or 2 substituents independently selected from $CONH_2$, SO_2NH_2 , $COOH$, OH , $CON(CH_3)_2$, CH_3 , F, Cl, Br, CN, ethyl, and propyl.

In some embodiments, provided herein is a compound of Formula (I), or a pharmaceutically acceptable salt or a stereoisomer thereof, wherein:

R^1 is methyl, CN, F, Cl, or Br;

R^2 is methyl, CN, F, Cl, or Br; and

R^3 is H, C_{1-4} alkyl, C_{3-8} cycloalkyl, C_{3-8} cycloalkyl- C_{1-2} alkyl-, C_{6-10} aryl, C_{6-10} aryl- C_{1-2} alkyl, 5- to 6-membered heteroaryl, 5- to 6-membered heteroaryl- C_{1-2} alkyl, 4- to 6-membered heterocycloalkyl or 4- to 6-membered heterocycloalkyl- C_{1-2} alkyl-, wherein the 5- to 6-membered heteroaryl, 5- to 6-membered heteroaryl- C_{1-2} alkyl, 4- to 6-membered

heterocycloalkyl and 4- to 6-membered heterocycloalkyl-C₁₋₂ alkyl- each has one or two heteroatoms as ring members selected from O, N and S, and wherein the C₁₋₄ alkyl, C₃₋₈ cycloalkyl, C₃₋₈ cycloalkyl-C₁₋₂ alkyl-, C₆₋₁₀ aryl, C₆₋₁₀ aryl-C₁₋₂ alkyl, 5- to 6-membered heteroaryl, 5- to 6-membered heteroaryl-C₁₋₂ alkyl, 4- to 6-membered heterocycloalkyl and 4- to 6-membered heterocycloalkyl-C₁₋₂ alkyl- of R³ are each optionally substituted with 1 or 2 substituents independently selected from CONH₂, SO₂NH₂, COOH, OH, CON(CH₃)₂, and CH₃.

In some embodiments, provided herein is a compound of Formula (I), or a pharmaceutically acceptable salt or a stereoisomer thereof, wherein:

R¹ is methyl, CN, F, Cl, or Br;

10 R² is methyl, CN, F, Cl, or Br; and

R³ is H, C₁₋₄ alkyl, C₃₋₈ cycloalkyl, C₃₋₈ cycloalkyl-C₁₋₂ alkyl-, C₆₋₁₀ aryl, C₆₋₁₀ aryl-C₁₋₂ alkyl, 5- to 6-membered heteroaryl, 5- to 6-membered heteroaryl-C₁₋₂ alkyl, 4- to 6-membered heterocycloalkyl or 4- to 6-membered heterocycloalkyl-C₁₋₂ alkyl-, wherein the 5- to 6-membered heteroaryl, 5- to 6-membered heteroaryl-C₁₋₂ alkyl, 4- to 6-membered heterocycloalkyl and 4- to 6-membered heterocycloalkyl-C₁₋₂ alkyl- each has one or two heteroatoms as ring members selected from O, N and S, and wherein the C₁₋₄ alkyl, C₃₋₈ cycloalkyl, C₃₋₈ cycloalkyl-C₁₋₂ alkyl-, C₆₋₁₀ aryl, C₆₋₁₀ aryl-C₁₋₂ alkyl, 5- to 6-membered heteroaryl, 5- to 6-membered heteroaryl-C₁₋₂ alkyl, 4- to 6-membered heterocycloalkyl and 4- to 6-membered heterocycloalkyl-C₁₋₂ alkyl- of R³ are each optionally substituted with 1 or 2 substituents independently selected from CONH₂, SO₂NH₂, COOH, and OH.

In some embodiments, R¹ is methyl, F, Cl, or Br. In some embodiments, R¹ is methyl. In some embodiments, R¹ is F, Cl, or Br. In some embodiments, R¹ is Cl. In some embodiments, R¹ is methyl or Cl. In some embodiments, R¹ is CN. In some embodiments, R¹ is F. In some embodiments, R¹ is Br.

25 In some embodiments, R² is methyl. In some embodiments, R² is CN. In some embodiments, R² is F, Cl, or Br. In some embodiments, R² is Cl. In some embodiments, R² is methyl, CN, or Cl. In some embodiments, R² is F. In some embodiments, R² is Br.

In some embodiments, R¹ is Cl and R² is Cl.

In some embodiments, R¹ is Cl and R² is methyl.

30 In some embodiments, R¹ is methyl and R² is Cl.

In some embodiments, R¹ is Cl and R² is CN.

In some embodiments, R¹ is methyl and R² is methyl.

In some embodiments, R³ is H, C₁₋₄ alkyl, C₃₋₈ cycloalkyl, C₃₋₈ cycloalkyl-C₁₋₂ alkyl-, C₆₋₁₀ aryl-C₁₋₂ alkyl, 5- to 6-membered heteroaryl-C₁₋₂ alkyl, or 4- to 6-membered heterocycloalkyl,

wherein the 5- to 6-membered heteroaryl-C₁₋₂ alkyl and 4- to 6-membered heterocycloalkyl each has one or two heteroatoms as ring members selected from O, N and S, and wherein the C₁₋₄ alkyl, C₃₋₈ cycloalkyl, C₃₋₈ cycloalkyl-C₁₋₂ alkyl-, C₆₋₁₀ aryl-C₁₋₂ alkyl, 5- to 6-membered heteroaryl-C₁₋₂ alkyl, and 4- to 6-membered heterocycloalkyl of R³ are each optionally substituted with 1 or 2 substituents independently selected from CONH₂, SO₂NH₂, COOH, OH, CON(CH₃)₂, CH₃, F, Cl, Br, CN, ethyl, and propyl.

In some embodiments, R³ is H, C₁₋₄ alkyl, C₃₋₈ cycloalkyl, C₃₋₈ cycloalkyl-C₁₋₂ alkyl-, C₆₋₁₀ aryl-C₁₋₂ alkyl, 5- to 6-membered heteroaryl-C₁₋₂ alkyl, or 4- to 6-membered heterocycloalkyl, wherein the 5- to 6-membered heteroaryl-C₁₋₂ alkyl and 4- to 6-membered heterocycloalkyl each has one or two heteroatoms as ring members selected from O, N and S, and wherein the C₁₋₄ alkyl, C₃₋₈ cycloalkyl, C₃₋₈ cycloalkyl-C₁₋₂ alkyl-, C₆₋₁₀ aryl-C₁₋₂ alkyl, 5- to 6-membered heteroaryl-C₁₋₂ alkyl, and 4- to 6-membered heterocycloalkyl of R³ are each optionally substituted with 1 or 2 substituents independently selected from CONH₂, SO₂NH₂, COOH, OH, CON(CH₃)₂, and CH₃.

In some embodiments, R³ is H, C₁₋₄ alkyl, C₃₋₈ cycloalkyl, C₃₋₈ cycloalkyl-C₁₋₂ alkyl-, C₆₋₁₀ aryl-C₁₋₂ alkyl, 5- to 6-membered heteroaryl-C₁₋₂ alkyl, or 4- to 6-membered heterocycloalkyl, wherein the 5- to 6-membered heteroaryl-C₁₋₂ alkyl and 4- to 6-membered heterocycloalkyl each has one or two heteroatoms as ring members selected from O, N and S, and wherein the C₁₋₄ alkyl, C₃₋₈ cycloalkyl, C₃₋₈ cycloalkyl-C₁₋₂ alkyl-, C₆₋₁₀ aryl-C₁₋₂ alkyl, 5- to 6-membered heteroaryl-C₁₋₂ alkyl, and 4- to 6-membered heterocycloalkyl of R³ are each optionally substituted with 1 or 2 substituents independently selected from CONH₂, SO₂NH₂, COOH, and OH.

In some embodiments, the 1 or 2 substituents on R³ is independently selected from CONH₂, SO₂NH₂, COOH, OH, CON(CH₃)₂, and CH₃. In some embodiments, the substituent on R³ is CONH₂. In some embodiments, the substituent on R³ is SO₂NH₂. In some embodiments, the substituent on R³ is COOH. In some embodiments, the substituent on R³ is OH. In some embodiments, the substituent on R³ is CON(CH₃)₂. In some embodiments, the substituent on R³ is CH₃. In some embodiments, the substituent on R³ is F. In some embodiments, the substituent on R³ is Cl. In some embodiments, the substituent on R³ is Br. In some embodiments, the substituent on R³ is CN. In some embodiments, the substituent on R³ is ethyl. In some embodiments, the substituent on R³ is propyl.

In some embodiments, R³ is H.

In some embodiments, R³ is C₁₋₄ alkyl, optionally substituted with 1 or 2 substituents independently selected from COOH, OH, and CON(CH₃)₂.

In some embodiments, R^3 is C_{1-4} alkyl, optionally substituted with 1 or 2 substituents independently selected from COOH and OH.

In some embodiments, R^3 is methyl, ethyl, isopropyl, 1,3-dihydroxypropan-2-yl, 2,3-dihydroxypropyl, 2-hydroxypropyl, 2-hydroxyethyl, 3-hydroxypropyl, carboxymethyl, 3-carboxypropyl, 2-carboxy-2-methylpropyl, or 4-carboxybutyl.

In some embodiments, R^3 is methyl, ethyl, isopropyl, 1,3-dihydroxypropan-2-yl, 2,3-dihydroxypropyl, 2-hydroxypropyl, 2-hydroxyethyl, 3-hydroxypropyl, carboxymethyl, 3-carboxypropyl or 2-carboxy-2-methylpropyl.

In some embodiments, R^3 is C_{3-8} cycloalkyl, optionally substituted with 1 or 2 substituents independently selected from COOH, OH, and CH_3 .

In some embodiments, R^3 is C_{3-8} cycloalkyl, optionally substituted with 1 or 2 substituents independently selected from COOH and OH.

In some embodiments, R^3 is C_{3-8} cycloalkyl- C_{1-2} alkyl-, optionally substituted with 1 or 2 substituents independently selected from COOH and OH.

In some embodiments, R^3 is C_{6-10} aryl- C_{1-2} alkyl, optionally substituted with 1 or 2 substituents independently selected from COOH and OH.

In some embodiments, R^3 is cyclobutyl, 4-hydroxycyclohexyl, (1-carboxycyclopropyl)methyl, (4-carboxybicyclo[2.2.1]heptan-1-yl)ethyl, (4-carboxybicyclo[2.2.1]heptan-1-yl)methyl, (4-carboxybicyclo[2.2.2]octan-1-yl)methyl, (3-carboxybicyclo[1.1.1]pentan-1-yl)methyl, 4-carboxyphenethyl, (4-carboxycyclohexyl)ethyl (e.g., (trans-4-carboxycyclohexyl)ethyl or (cis-4-carboxycyclohexyl)ethyl)), or 4-carboxy-4-methylcyclohexyl (e.g., cis-4-carboxy-4-methylcyclohexyl or trans-4-carboxy-4-methylcyclohexyl).

In some embodiments, R^3 is cyclobutyl, 4-hydroxycyclohexyl, (1-carboxycyclopropyl)methyl, (4-carboxybicyclo[2.2.1]heptan-1-yl)ethyl, (4-carboxybicyclo[2.2.1]heptan-1-yl)methyl, (4-carboxybicyclo[2.2.2]octan-1-yl)methyl, (3-carboxybicyclo[1.1.1]pentan-1-yl)methyl, or 4-carboxyphenethyl.

In some embodiments, R^3 is 5- to 6-membered heteroaryl- C_{1-2} alkyl, optionally substituted with 1 or 2 substituents independently selected from $CONH_2$, SO_2NH_2 , and COOH.

In some embodiments, R^3 is 4- to 6-membered heterocycloalkyl, optionally substituted with 1 or 2 substituents independently selected from $CONH_2$, SO_2NH_2 , and COOH.

In some embodiments, R³ is (1H-pyrazol-3-yl)methyl, tetrahydro-2H-pyran-4-yl, 1-carbamoylpiperidin-4-yl, 1-sulfamoylpiperidin-4-yl, or (3-carboxy-1H-pyrazol-5-yl)methyl.

In some embodiments, R³ is H, methyl, ethyl, isopropyl, 1,3-dihydroxypropan-2-yl, 2,3-dihydroxypropyl, 2-hydroxypropyl, 2-hydroxyethyl, 3-hydroxypropyl, carboxymethyl, 3-carboxypropyl, 2-carboxy-2-methylpropyl, cyclobutyl, 4-hydroxycyclohexyl, (1-carboxycyclopropyl)methyl, (4-carboxybicyclo[2.2.1]heptan-1-yl)ethyl, (4-carboxybicyclo[2.2.1]heptan-1-yl)methyl, (4-carboxybicyclo[2.2.2]octan-1-yl)methyl, (3-carboxybicyclo[1.1.1]pentan-1-yl)methyl, 4-carboxyphenethyl, (1H-pyrazol-3-yl)methyl, tetrahydro-2H-pyran-4-yl, 1-carbamoylpiperidin-4-yl, 1-sulfamoylpiperidin-4-yl, (3-carboxy-1H-pyrazol-5-yl)methyl, 4-carboxybutyl, (4-carboxycyclohexyl)ethyl (e.g., (trans-4-carboxycyclohexyl)ethyl or (cis-4-carboxycyclohexyl)ethyl)), or 4-carboxy-4-methylcyclohexyl (e.g., cis-4-carboxy-4-methylcyclohexyl or trans-4-carboxy-4-methylcyclohexyl).

In some embodiments, R³ is H, methyl, ethyl, isopropyl, 1,3-dihydroxypropan-2-yl, 2,3-dihydroxypropyl, 2-hydroxypropyl, 2-hydroxyethyl, 3-hydroxypropyl, carboxymethyl, 3-carboxypropyl, 2-carboxy-2-methylpropyl, cyclobutyl, 4-hydroxycyclohexyl, (1-carboxycyclopropyl)methyl, (4-carboxybicyclo[2.2.1]heptan-1-yl)ethyl, (4-carboxybicyclo[2.2.1]heptan-1-yl)methyl, (4-carboxybicyclo[2.2.2]octan-1-yl)methyl, (3-carboxybicyclo[1.1.1]pentan-1-yl)methyl, 4-carboxyphenethyl, (1H-pyrazol-3-yl)methyl, tetrahydro-2H-pyran-4-yl, 1-carbamoylpiperidin-4-yl, 1-sulfamoylpiperidin-4-yl, or (3-carboxy-1H-pyrazol-5-yl)methyl.

In some embodiments, R³ is methyl.

In some embodiments, R³ is ethyl.

In some embodiments, R³ is isopropyl.

In some embodiments, R³ is 1,3-dihydroxypropan-2-yl.

In some embodiments, R³ is 2,3-dihydroxypropyl.

In some embodiments, R³ is 2-hydroxypropyl.

In some embodiments, R³ is 2-hydroxyethyl.

In some embodiments, R³ is 3-hydroxypropyl.

In some embodiments, R³ is carboxymethyl.

In some embodiments, R³ is 3-carboxypropyl.

In some embodiments, R³ is 2-carboxy-2-methylpropyl.

In some embodiments, R³ is cyclobutyl.

In some embodiments, R³ is 4-hydroxycyclohexyl.

In some embodiments, R³ is (1-carboxycyclopropyl)methyl.

In some embodiments, R³ is (4-carboxybicyclo[2.2.1]heptan-1-yl)ethyl.

In some embodiments, R³ is (4-carboxybicyclo[2.2.1]heptan-1-yl)methyl.

In some embodiments, R³ is (4-carboxybicyclo[2.2.2]octan-1-yl)methyl.

5 In some embodiments, R³ is (3-carboxybicyclo[1.1.1]pentan-1-yl)methyl.

In some embodiments, R³ is 4-carboxyphenethyl.

In some embodiments, R³ is (1H-pyrazol-3-yl)methyl.

In some embodiments, R³ is tetrahydro-2H-pyran-4-yl.

In some embodiments, R³ is 1-carbamoylpiperidin-4-yl.

10 In some embodiments, R³ is 1-sulfamoylpiperidin-4-yl.

In some embodiments, R³ is (3-carboxy-1H-pyrazol-5-yl)methyl.

In some embodiments, R³ is 4-carboxybutyl.

In some embodiments, R³ is (4-carboxycyclohexyl)ethyl (e.g., (trans-4-carboxycyclohexyl)ethyl or (cis-4-carboxycyclohexyl)ethyl)).

15 In some embodiments, R³ is 4-carboxy-4-methylcyclohexyl (e.g., cis-4-carboxy-4-methylcyclohexyl or trans-4-carboxy-4-methylcyclohexyl).

In some embodiments, provided herein is a compound of Formula (I), or a pharmaceutically acceptable salt or a stereoisomer thereof, wherein wherein:

R¹ is methyl, CN, F, Cl, or Br;

20 R² is methyl, CN, F, Cl, or Br; and

R³ is H, C₁₋₄ alkyl, C₃₋₈ cycloalkyl, C₃₋₈ cycloalkyl-C₁₋₂ alkyl-, C₆₋₁₀ aryl-C₁₋₂ alkyl, 5- to 6-membered heteroaryl-C₁₋₂ alkyl, or 4- to 6-membered heterocycloalkyl, wherein the 5- to 6-membered heteroaryl-C₁₋₂ alkyl and 4- to 6-membered heterocycloalkyl each has one or two heteroatoms as ring members selected from O, N and S, and wherein the C₁₋₄ alkyl, C₃₋₈ cycloalkyl, C₃₋₈ cycloalkyl-C₁₋₂ alkyl-, C₆₋₁₀ aryl-C₁₋₂ alkyl, 5- to 6-membered heteroaryl-C₁₋₂ alkyl, and 4- to 6-membered heterocycloalkyl of R³ are each optionally substituted with 1 or 2 substituents independently selected from CONH₂, SO₂NH₂, COOH, OH, CON(CH₃)₂, and CH₃.

30 In some embodiments, provided herein is a compound of Formula (I), or a pharmaceutically acceptable salt or a stereoisomer thereof, wherein:

R¹ is methyl, CN, F, Cl, or Br;

R² is methyl, CN, F, Cl, or Br; and

R³ is H, C₁₋₄ alkyl, C₃₋₈ cycloalkyl, C₃₋₈ cycloalkyl-C₁₋₂ alkyl-, C₆₋₁₀ aryl-C₁₋₂ alkyl, 5- to 6-membered heteroaryl-C₁₋₂ alkyl, or 4- to 6-membered heterocycloalkyl, wherein the 5- to

6-membered heteroaryl-C₁₋₂ alkyl and 4- to 6-membered heterocycloalkyl each has one or two heteroatoms as ring members selected from O, N and S, and wherein the C₁₋₄ alkyl, C₃₋₈ cycloalkyl, C₃₋₈ cycloalkyl-C₁₋₂ alkyl-, C₆₋₁₀ aryl-C₁₋₂ alkyl, 5- to 6-membered heteroaryl-C₁₋₂ alkyl, and 4- to 6-membered heterocycloalkyl of R³ are each optionally substituted with 1 or 2 substituents independently selected from CONH₂, SO₂NH₂, COOH, and OH.

In some embodiments, provided herein is a compound of Formula (I), or a pharmaceutically acceptable salt or a stereoisomer thereof, wherein:

R¹ is methyl or Cl;

R² is methyl, CN, or Cl; and

R³ is H, C₁₋₄ alkyl, C₃₋₈ cycloalkyl, C₃₋₈ cycloalkyl-C₁₋₂ alkyl-, C₆₋₁₀ aryl-C₁₋₂ alkyl, 5- to 6-membered heteroaryl-C₁₋₂ alkyl, or 4- to 6-membered heterocycloalkyl, wherein the 5- to 6-membered heteroaryl-C₁₋₂ alkyl and 4- to 6-membered heterocycloalkyl each has one or two heteroatoms as ring members selected from O, N and S, and wherein the C₁₋₄ alkyl, C₃₋₈ cycloalkyl, C₃₋₈ cycloalkyl-C₁₋₂ alkyl-, C₆₋₁₀ aryl-C₁₋₂ alkyl, 5- to 6-membered heteroaryl-C₁₋₂ alkyl, and 4- to 6-membered heterocycloalkyl of R³ are each optionally substituted with 1 or 2 substituents independently selected from CONH₂, SO₂NH₂, COOH, OH, CON(CH₃)₂, and CH₃.

In some embodiments, provided herein is a compound of Formula (I), or a pharmaceutically acceptable salt or a stereoisomer thereof, wherein:

R¹ is methyl or Cl;

R² is methyl, CN, or Cl; and

R³ is H, C₁₋₄ alkyl, C₃₋₈ cycloalkyl, C₃₋₈ cycloalkyl-C₁₋₂ alkyl-, C₆₋₁₀ aryl-C₁₋₂ alkyl, 5- to 6-membered heteroaryl-C₁₋₂ alkyl, or 4- to 6-membered heterocycloalkyl, wherein the 5- to 6-membered heteroaryl-C₁₋₂ alkyl and 4- to 6-membered heterocycloalkyl each has one or two heteroatoms as ring members selected from O, N and S, and wherein the C₁₋₄ alkyl, C₃₋₈ cycloalkyl, C₃₋₈ cycloalkyl-C₁₋₂ alkyl-, C₆₋₁₀ aryl-C₁₋₂ alkyl, 5- to 6-membered heteroaryl-C₁₋₂ alkyl, and 4- to 6-membered heterocycloalkyl of R³ are each optionally substituted with 1 or 2 substituents independently selected from CONH₂, SO₂NH₂, COOH, and OH.

In some embodiments, provided herein is a compound of Formula (I), or a pharmaceutically acceptable salt or a stereoisomer thereof, wherein:

R¹ is methyl or Cl;

R² is methyl, CN, or Cl; and

R³ is H, methyl, ethyl, isopropyl, 1,3-dihydroxypropan-2-yl, 2,3-dihydroxypropyl, 2-hydroxypropyl, 2-hydroxyethyl, 3-hydroxypropyl, carboxymethyl, 3-carboxypropyl, 2-carboxy-

2-methylpropyl, cyclobutyl, 4-hydroxycyclohexyl, (1-carboxycyclopropyl)methyl, (4-carboxybicyclo[2.2.1]heptan-1-yl)ethyl, (4-carboxybicyclo[2.2.1]heptan-1-yl)methyl, (4-carboxybicyclo[2.2.2]octan-1-yl)methyl, (3-carboxybicyclo[1.1.1]pentan-1-yl)methyl, 4-carboxyphenethyl, (1H-pyrazol-3-yl)methyl, tetrahydro-2H-pyran-4-yl, 1-carbamoylpiperidin-4-yl, 1-sulfamoylpiperidin-4-yl, (3-carboxy-1H-pyrazol-5-yl)methyl, 4-carboxybutyl, (4-carboxycyclohexyl)ethyl (e.g., (trans-4-carboxycyclohexyl)ethyl or (cis-4-carboxycyclohexyl)ethyl)), or 4-carboxy-4-methylcyclohexyl (e.g., cis-4-carboxy-4-methylcyclohexyl or trans-4-carboxy-4-methylcyclohexyl).

In some embodiments, provided herein is a compound of Formula (I), or a pharmaceutically acceptable salt or a stereoisomer thereof, wherein:

R¹ is methyl or Cl;

R² is methyl, CN, or Cl; and

R³ is H, methyl, ethyl, isopropyl, 1,3-dihydroxypropan-2-yl, 2,3-dihydroxypropyl, 2-hydroxypropyl, 2-hydroxyethyl, 3-hydroxypropyl, carboxymethyl, 3-carboxypropyl, 2-carboxy-2-methylpropyl, cyclobutyl, 4-hydroxycyclohexyl, (1-carboxycyclopropyl)methyl, (4-carboxybicyclo[2.2.1]heptan-1-yl)ethyl, (4-carboxybicyclo[2.2.1]heptan-1-yl)methyl, (4-carboxybicyclo[2.2.2]octan-1-yl)methyl, (3-carboxybicyclo[1.1.1]pentan-1-yl)methyl, 4-carboxyphenethyl, (1H-pyrazol-3-yl)methyl, tetrahydro-2H-pyran-4-yl, 1-carbamoylpiperidin-4-yl, 1-sulfamoylpiperidin-4-yl, or (3-carboxy-1H-pyrazol-5-yl)methyl.

In some embodiments, provided herein is a compound is selected from:

4-(2-(2-((2,2'-dichloro-3'-(1-methyl-4,5,6,7-tetrahydro-1H-imidazo[4,5-c]pyridine-2-carboxamido)-[1,1'-biphenyl]-3-yl)carbamoyl)-1-methyl-1,4,6,7-tetrahydro-5H-imidazo[4,5-c]pyridin-5-yl)ethyl)bicyclo[2.2.1]heptane-1-carboxylic acid;

4-(2-(2-((2,2'-dichloro-3'-(1-methyl-5-(tetrahydro-2H-pyran-4-yl)-4,5,6,7-tetrahydro-1H-imidazo[4,5-c]pyridine-2-carboxamido)-[1,1'-biphenyl]-3-yl)carbamoyl)-1-methyl-1,4,6,7-tetrahydro-5H-imidazo[4,5-c]pyridin-5-yl)ethyl)bicyclo[2.2.1]heptane-1-carboxylic acid;

4-(2-(2-((2,2'-dichloro-3'-(1,5-dimethyl-4,5,6,7-tetrahydro-1H-imidazo[4,5-c]pyridine-2-carboxamido)-[1,1'-biphenyl]-3-yl)carbamoyl)-1-methyl-1,4,6,7-tetrahydro-5H-imidazo[4,5-c]pyridin-5-yl)ethyl)bicyclo[2.2.1]heptane-1-carboxylic acid;

4-(2-(2-((2,2'-dichloro-3'-(5-ethyl-1-methyl-4,5,6,7-tetrahydro-1H-imidazo[4,5-c]pyridine-2-carboxamido)-[1,1'-biphenyl]-3-yl)carbamoyl)-1-methyl-1,4,6,7-tetrahydro-5H-imidazo[4,5-c]pyridin-5-yl)ethyl)bicyclo[2.2.1]heptane-1-carboxylic acid;

4-(2-(2-((2,2'-dichloro-3'-(5-isopropyl-1-methyl-4,5,6,7-tetrahydro-1H-imidazo[4,5-c]pyridine-2-carboxamido)-[1,1'-biphenyl]-3-yl)carbamoyl)-1-methyl-1,4,6,7-tetrahydro-5H-imidazo[4,5-c]pyridin-5-yl)ethyl)bicyclo[2.2.1]heptane-1-carboxylic acid;

4-(2-(2-((2,2'-dichloro-3'-(5-cyclobutyl-1-methyl-4,5,6,7-tetrahydro-1H-imidazo[4,5-c]pyridine-2-carboxamido)-[1,1'-biphenyl]-3-yl)carbamoyl)-1-methyl-1,4,6,7-tetrahydro-5H-imidazo[4,5-c]pyridin-5-yl)ethyl)bicyclo[2.2.1]heptane-1-carboxylic acid;

4-(2-(2-((3'-(5-(1-carbamoylpiperidin-4-yl)-1-methyl-4,5,6,7-tetrahydro-1H-imidazo[4,5-c]pyridine-2-carboxamido)-2,2'-dichloro-[1,1'-biphenyl]-3-yl)carbamoyl)-1-methyl-1,4,6,7-tetrahydro-5H-imidazo[4,5-c]pyridin-5-yl)ethyl)bicyclo[2.2.1]heptane-1-carboxylic acid;

4-(2-(2-((2,2'-dichloro-3'-(1-methyl-5-(1-sulfamoylpiperidin-4-yl)-4,5,6,7-tetrahydro-1H-imidazo[4,5-c]pyridine-2-carboxamido)-[1,1'-biphenyl]-3-yl)carbamoyl)-1-methyl-1,4,6,7-tetrahydro-5H-imidazo[4,5-c]pyridin-5-yl)ethyl)bicyclo[2.2.1]heptane-1-carboxylic acid;

4-(2-(2-((3'-(5-((1H-pyrazol-3-yl)methyl)-1-methyl-4,5,6,7-tetrahydro-1H-imidazo[4,5-c]pyridine-2-carboxamido)-2,2'-dichloro-[1,1'-biphenyl]-3-yl)carbamoyl)-1-methyl-1,4,6,7-tetrahydro-5H-imidazo[4,5-c]pyridin-5-yl)ethyl)bicyclo[2.2.1]heptane-1-carboxylic acid;

4-(2-(2-((2,2'-dichloro-3'-(5-(1,3-dihydroxypropan-2-yl)-1-methyl-4,5,6,7-tetrahydro-1H-imidazo[4,5-c]pyridine-2-carboxamido)-[1,1'-biphenyl]-3-yl)carbamoyl)-1-methyl-1,4,6,7-tetrahydro-5H-imidazo[4,5-c]pyridin-5-yl)ethyl)bicyclo[2.2.1]heptane-1-carboxylic acid;

4-(2-(2-((2,2'-dichloro-3'-(5-(2,3-dihydroxypropyl)-1-methyl-4,5,6,7-tetrahydro-1H-imidazo[4,5-c]pyridine-2-carboxamido)-[1,1'-biphenyl]-3-yl)carbamoyl)-1-methyl-1,4,6,7-tetrahydro-5H-imidazo[4,5-c]pyridin-5-yl)ethyl)bicyclo[2.2.1]heptane-1-carboxylic acid;

4-(2-(2-((2,2'-dichloro-3'-(5-(2-hydroxypropyl)-1-methyl-4,5,6,7-tetrahydro-1H-imidazo[4,5-c]pyridine-2-carboxamido)-[1,1'-biphenyl]-3-yl)carbamoyl)-1-methyl-1,4,6,7-tetrahydro-5H-imidazo[4,5-c]pyridin-5-yl)ethyl)bicyclo[2.2.1]heptane-1-carboxylic acid;

4-(2-(2-((2,2'-dichloro-3'-(5-(2-hydroxyethyl)-1-methyl-4,5,6,7-tetrahydro-1H-imidazo[4,5-c]pyridine-2-carboxamido)-[1,1'-biphenyl]-3-yl)carbamoyl)-1-methyl-1,4,6,7-tetrahydro-5H-imidazo[4,5-c]pyridin-5-yl)ethyl)bicyclo[2.2.1]heptane-1-carboxylic acid;

4-(2-(2-((2,2'-dichloro-3'-(5-(3-hydroxypropyl)-1-methyl-4,5,6,7-tetrahydro-1H-imidazo[4,5-c]pyridine-2-carboxamido)-[1,1'-biphenyl]-3-yl)carbamoyl)-1-methyl-1,4,6,7-tetrahydro-5H-imidazo[4,5-c]pyridin-5-yl)ethyl)bicyclo[2.2.1]heptane-1-carboxylic acid;

4,4'-((((2,2'-dichloro-[1,1'-biphenyl]-3,3'-diyl)bis(azanediy))bis(carbonyl))bis(1-methyl-1,4,6,7-tetrahydro-5H-imidazo[4,5-c]pyridine-2,5-diyl))bis(ethane-2,1-diyl))bis(bicyclo[2.2.1]heptane-1-carboxylic acid);

4-((2-((3'-(5-(2-(4-carboxybicyclo[2.2.1]heptan-1-yl)ethyl)-1-methyl-4,5,6,7-tetrahydro-1H-imidazo[4,5-c]pyridine-2-carboxamido)-2,2'-dichloro-[1,1'-biphenyl]-3-yl)carbamoyl)-1-methyl-1,4,6,7-tetrahydro-5H-imidazo[4,5-c]pyridin-5-yl)methyl)bicyclo[2.2.1]heptane-1-carboxylic acid;

4-(2-(2-((3'-(5-(carboxymethyl)-1-methyl-4,5,6,7-tetrahydro-1H-imidazo[4,5-c]pyridine-2-carboxamido)-2,2'-dichloro-[1,1'-biphenyl]-3-yl)carbamoyl)-1-methyl-1,4,6,7-tetrahydro-5H-imidazo[4,5-c]pyridin-5-yl)ethyl)bicyclo[2.2.1]heptane-1-carboxylic acid;

4-(2-(2-((3'-(5-(3-carboxypropyl)-1-methyl-4,5,6,7-tetrahydro-1H-imidazo[4,5-c]pyridine-2-carboxamido)-2,2'-dichloro-[1,1'-biphenyl]-3-yl)carbamoyl)-1-methyl-1,4,6,7-tetrahydro-5H-imidazo[4,5-c]pyridin-5-yl)ethyl)bicyclo[2.2.1]heptane-1-carboxylic acid;

4-(2-(2-((3'-(5-(2-carboxy-2-methylpropyl)-1-methyl-4,5,6,7-tetrahydro-1H-imidazo[4,5-c]pyridine-2-carboxamido)-2,2'-dichloro-[1,1'-biphenyl]-3-yl)carbamoyl)-1-methyl-1,4,6,7-tetrahydro-5H-imidazo[4,5-c]pyridin-5-yl)ethyl)bicyclo[2.2.1]heptane-1-carboxylic acid;

4-(2-(2-((3'-(5-((1-carboxycyclopropyl)methyl)-1-methyl-4,5,6,7-tetrahydro-1H-imidazo[4,5-c]pyridine-2-carboxamido)-2,2'-dichloro-[1,1'-biphenyl]-3-yl)carbamoyl)-1-methyl-1,4,6,7-tetrahydro-5H-imidazo[4,5-c]pyridin-5-yl)ethyl)bicyclo[2.2.1]heptane-1-carboxylic acid;

4-((2-((3'-(5-(2-(4-carboxybicyclo[2.2.1]heptan-1-yl)ethyl)-1-methyl-4,5,6,7-tetrahydro-1H-imidazo[4,5-c]pyridine-2-carboxamido)-2,2'-dichloro-[1,1'-biphenyl]-3-yl)carbamoyl)-1-methyl-1,4,6,7-tetrahydro-5H-imidazo[4,5-c]pyridin-5-yl)methyl)bicyclo[2.2.2]octane-1-carboxylic acid;

3-((2-((3'-(5-(2-(4-carboxybicyclo[2.2.1]heptan-1-yl)ethyl)-1-methyl-4,5,6,7-tetrahydro-1H-imidazo[4,5-c]pyridine-2-carboxamido)-2,2'-dichloro-[1,1'-biphenyl]-3-yl)carbamoyl)-1-methyl-1,4,6,7-tetrahydro-5H-imidazo[4,5-c]pyridin-5-yl)methyl)bicyclo[1.1.1]pentane-1-carboxylic acid;

4-(2-(2-((3'-(5-(4-carboxyphenethyl)-1-methyl-4,5,6,7-tetrahydro-1H-imidazo[4,5-c]pyridine-2-carboxamido)-2,2'-dichloro-[1,1'-biphenyl]-3-yl)carbamoyl)-1-methyl-1,4,6,7-tetrahydro-5H-imidazo[4,5-c]pyridin-5-yl)ethyl)bicyclo[2.2.1]heptane-1-carboxylic acid;

5-((2-((3'-(5-(2-(4-carboxybicyclo[2.2.1]heptan-1-yl)ethyl)-1-methyl-4,5,6,7-tetrahydro-1H-imidazo[4,5-c]pyridine-2-carboxamido)-2,2'-dichloro-[1,1'-biphenyl]-3-

yl)carbamoyl)-1-methyl-1,4,6,7-tetrahydro-5H-imidazo[4,5-c]pyridin-5-yl)methyl)-1H-pyrazole-3-carboxylic acid;

4-(2-(2-((2-chloro-2'-methyl-3'-(1-methyl-4,5,6,7-tetrahydro-1H-imidazo[4,5-c]pyridine-2-carboxamido)-[1,1'-biphenyl]-3-yl)carbamoyl)-1-methyl-1,4,6,7-tetrahydro-5H-imidazo[4,5-c]pyridin-5-yl)ethyl)bicyclo[2.2.1]heptane-1-carboxylic acid;

4-(2-(2-((2-chloro-2'-methyl-3'-(1-methyl-5-(tetrahydro-2H-pyran-4-yl)-4,5,6,7-tetrahydro-1H-imidazo[4,5-c]pyridine-2-carboxamido)-[1,1'-biphenyl]-3-yl)carbamoyl)-1-methyl-1,4,6,7-tetrahydro-5H-imidazo[4,5-c]pyridin-5-yl)ethyl)bicyclo[2.2.1]heptane-1-carboxylic acid;

4-(2-(2-((2-chloro-3'-(1,5-dimethyl-4,5,6,7-tetrahydro-1H-imidazo[4,5-c]pyridine-2-carboxamido)-2'-methyl-[1,1'-biphenyl]-3-yl)carbamoyl)-1-methyl-1,4,6,7-tetrahydro-5H-imidazo[4,5-c]pyridin-5-yl)ethyl)bicyclo[2.2.1]heptane-1-carboxylic acid;

4-(2-(2-((3'-(5-(1-carbamoylpiperidin-4-yl)-1-methyl-4,5,6,7-tetrahydro-1H-imidazo[4,5-c]pyridine-2-carboxamido)-2-chloro-2'-methyl-[1,1'-biphenyl]-3-yl)carbamoyl)-1-methyl-1,4,6,7-tetrahydro-5H-imidazo[4,5-c]pyridin-5-yl)ethyl)bicyclo[2.2.1]heptane-1-carboxylic acid;

4-(2-(2-((2-chloro-3'-(5-(2-hydroxypropyl)-1-methyl-4,5,6,7-tetrahydro-1H-imidazo[4,5-c]pyridine-2-carboxamido)-2'-methyl-[1,1'-biphenyl]-3-yl)carbamoyl)-1-methyl-1,4,6,7-tetrahydro-5H-imidazo[4,5-c]pyridin-5-yl)ethyl)bicyclo[2.2.1]heptane-1-carboxylic acid;

4-(2-(2-((2-chloro-3'-(5-(2-hydroxyethyl)-1-methyl-4,5,6,7-tetrahydro-1H-imidazo[4,5-c]pyridine-2-carboxamido)-2'-methyl-[1,1'-biphenyl]-3-yl)carbamoyl)-1-methyl-1,4,6,7-tetrahydro-5H-imidazo[4,5-c]pyridin-5-yl)ethyl)bicyclo[2.2.1]heptane-1-carboxylic acid;

4,4'-((((2-chloro-2'-methyl-[1,1'-biphenyl]-3,3'-diyl)bis(azanediy))bis(carbonyl))bis(1-methyl-1,4,6,7-tetrahydro-5H-imidazo[4,5-c]pyridine-2,5-diyl))bis(ethane-2,1-diyl))bis(bicyclo[2.2.1]heptane-1-carboxylic acid);

4-((2-((3'-(5-(2-(4-carboxybicyclo[2.2.1]heptan-1-yl)ethyl)-1-methyl-4,5,6,7-tetrahydro-1H-imidazo[4,5-c]pyridine-2-carboxamido)-2'-chloro-2-methyl-[1,1'-biphenyl]-3-yl)carbamoyl)-1-methyl-1,4,6,7-tetrahydro-5H-imidazo[4,5-c]pyridin-5-yl)methyl)bicyclo[2.2.1]heptane-1-carboxylic acid;

4-(2-(2-((3'-(5-(4-carboxyphenethyl)-1-methyl-4,5,6,7-tetrahydro-1H-imidazo[4,5-c]pyridine-2-carboxamido)-2-chloro-2'-methyl-[1,1'-biphenyl]-3-yl)carbamoyl)-1-methyl-

1,4,6,7-tetrahydro-5H-imidazo[4,5-c]pyridin-5-yl)ethyl)bicyclo[2.2.1]heptane-1-carboxylic acid;

4-(2-(2-((2'-chloro-2-methyl-3'-(1-methyl-4,5,6,7-tetrahydro-1H-imidazo[4,5-c]pyridine-2-carboxamido)-[1,1'-biphenyl]-3-yl)carbamoyl)-1-methyl-1,4,6,7-tetrahydro-5H-imidazo[4,5-c]pyridin-5-yl)ethyl)bicyclo[2.2.1]heptane-1-carboxylic acid;

4-(2-(2-((2'-chloro-2-methyl-3'-(1-methyl-5-(tetrahydro-2H-pyran-4-yl)-4,5,6,7-tetrahydro-1H-imidazo[4,5-c]pyridine-2-carboxamido)-[1,1'-biphenyl]-3-yl)carbamoyl)-1-methyl-1,4,6,7-tetrahydro-5H-imidazo[4,5-c]pyridin-5-yl)ethyl)bicyclo[2.2.1]heptane-1-carboxylic acid;

4-(2-(2-((2'-chloro-3'-(1,5-dimethyl-4,5,6,7-tetrahydro-1H-imidazo[4,5-c]pyridine-2-carboxamido)-2-methyl-[1,1'-biphenyl]-3-yl)carbamoyl)-1-methyl-1,4,6,7-tetrahydro-5H-imidazo[4,5-c]pyridin-5-yl)ethyl)bicyclo[2.2.1]heptane-1-carboxylic acid;

4-(2-(2-((3'-(5-(1-carbamoylpiperidin-4-yl)-1-methyl-4,5,6,7-tetrahydro-1H-imidazo[4,5-c]pyridine-2-carboxamido)-2'-chloro-2-methyl-[1,1'-biphenyl]-3-yl)carbamoyl)-1-methyl-1,4,6,7-tetrahydro-5H-imidazo[4,5-c]pyridin-5-yl)ethyl)bicyclo[2.2.1]heptane-1-carboxylic acid;

4-(2-(2-((2'-chloro-3'-(5-(2-hydroxypropyl)-1-methyl-4,5,6,7-tetrahydro-1H-imidazo[4,5-c]pyridine-2-carboxamido)-2-methyl-[1,1'-biphenyl]-3-yl)carbamoyl)-1-methyl-1,4,6,7-tetrahydro-5H-imidazo[4,5-c]pyridin-5-yl)ethyl)bicyclo[2.2.1]heptane-1-carboxylic acid;

4-(2-(2-((2'-chloro-3'-(5-(2-hydroxyethyl)-1-methyl-4,5,6,7-tetrahydro-1H-imidazo[4,5-c]pyridine-2-carboxamido)-2-methyl-[1,1'-biphenyl]-3-yl)carbamoyl)-1-methyl-1,4,6,7-tetrahydro-5H-imidazo[4,5-c]pyridin-5-yl)ethyl)bicyclo[2.2.1]heptane-1-carboxylic acid;

4-((2-((3'-(5-(2-(4-carboxybicyclo[2.2.1]heptan-1-yl)ethyl)-1-methyl-4,5,6,7-tetrahydro-1H-imidazo[4,5-c]pyridine-2-carboxamido)-2-chloro-2'-methyl-[1,1'-biphenyl]-3-yl)carbamoyl)-1-methyl-1,4,6,7-tetrahydro-5H-imidazo[4,5-c]pyridin-5-yl)methyl)bicyclo[2.2.1]heptane-1-carboxylic acid;

4-(2-(2-((3'-(5-(4-carboxyphenethyl)-1-methyl-4,5,6,7-tetrahydro-1H-imidazo[4,5-c]pyridine-2-carboxamido)-2'-chloro-2-methyl-[1,1'-biphenyl]-3-yl)carbamoyl)-1-methyl-1,4,6,7-tetrahydro-5H-imidazo[4,5-c]pyridin-5-yl)ethyl)bicyclo[2.2.1]heptane-1-carboxylic acid;

4-(2-(2-((2-chloro-2'-cyano-3'-(1-methyl-4,5,6,7-tetrahydro-1H-imidazo[4,5-c]pyridine-2-carboxamido)-[1,1'-biphenyl]-3-yl)carbamoyl)-1-methyl-1,4,6,7-tetrahydro-5H-

imidazo[4,5-c]pyridin-5-yl)ethyl)bicyclo[2.2.1]heptane-1-carboxylic acid;

4-(2-(2-((2-chloro-2'-cyano-3'-(1-methyl-5-(tetrahydro-2H-pyran-4-yl)-4,5,6,7-tetrahydro-1H-imidazo[4,5-c]pyridine-2-carboxamido)-[1,1'-biphenyl]-3-yl)carbamoyl)-1-methyl-1,4,6,7-tetrahydro-5H-imidazo[4,5-c]pyridin-5-yl)ethyl)bicyclo[2.2.1]heptane-1-carboxylic acid;

4-(2-(2-((2-chloro-2'-cyano-3'-(1,5-dimethyl-4,5,6,7-tetrahydro-1H-imidazo[4,5-c]pyridine-2-carboxamido)-[1,1'-biphenyl]-3-yl)carbamoyl)-1-methyl-1,4,6,7-tetrahydro-5H-imidazo[4,5-c]pyridin-5-yl)ethyl)bicyclo[2.2.1]heptane-1-carboxylic acid;

4-(2-(2-((2-chloro-2'-cyano-3'-(5-(2-hydroxypropyl)-1-methyl-4,5,6,7-tetrahydro-1H-imidazo[4,5-c]pyridine-2-carboxamido)-[1,1'-biphenyl]-3-yl)carbamoyl)-1-methyl-1,4,6,7-tetrahydro-5H-imidazo[4,5-c]pyridin-5-yl)ethyl)bicyclo[2.2.1]heptane-1-carboxylic acid;

4-(2-(2-((2-chloro-2'-cyano-3'-(5-(2-hydroxyethyl)-1-methyl-4,5,6,7-tetrahydro-1H-imidazo[4,5-c]pyridine-2-carboxamido)-[1,1'-biphenyl]-3-yl)carbamoyl)-1-methyl-1,4,6,7-tetrahydro-5H-imidazo[4,5-c]pyridin-5-yl)ethyl)bicyclo[2.2.1]heptane-1-carboxylic acid;

4,4'-((((2-chloro-2'-cyano-[1,1'-biphenyl]-3,3'-diyl)bis(azanediyl))bis(carbonyl))bis(1-methyl-1,4,6,7-tetrahydro-5H-imidazo[4,5-c]pyridine-2,5-diyl))bis(ethane-2,1-diyl))bis(bicyclo[2.2.1]heptane-1-carboxylic acid);

4-((2-((3'-(5-(2-(4-carboxybicyclo[2.2.1]heptan-1-yl)ethyl)-1-methyl-4,5,6,7-tetrahydro-1H-imidazo[4,5-c]pyridine-2-carboxamido)-2'-chloro-2-cyano-[1,1'-biphenyl]-3-yl)carbamoyl)-1-methyl-1,4,6,7-tetrahydro-5H-imidazo[4,5-c]pyridin-5-yl)methyl)bicyclo[2.2.1]heptane-1-carboxylic acid;

4-(2-(2-((2,2'-dimethyl-3'-(1-methyl-4,5,6,7-tetrahydro-1H-imidazo[4,5-c]pyridine-2-carboxamido)-[1,1'-biphenyl]-3-yl)carbamoyl)-1-methyl-1,4,6,7-tetrahydro-5H-imidazo[4,5-c]pyridin-5-yl)ethyl)bicyclo[2.2.1]heptane-1-carboxylic acid;

4,4'-((((2,2'-dimethyl-[1,1'-biphenyl]-3,3'-diyl)bis(azanediyl))bis(carbonyl))bis(1-methyl-1,4,6,7-tetrahydro-5H-imidazo[4,5-c]pyridine-2,5-diyl))bis(ethane-2,1-diyl))bis(bicyclo[2.2.1]heptane-1-carboxylic acid);

4-((2-((3'-(5-(2-(4-carboxybicyclo[2.2.1]heptan-1-yl)ethyl)-1-methyl-4,5,6,7-tetrahydro-1H-imidazo[4,5-c]pyridine-2-carboxamido)-2,2'-dimethyl-[1,1'-biphenyl]-3-yl)carbamoyl)-1-methyl-1,4,6,7-tetrahydro-5H-imidazo[4,5-c]pyridin-5-yl)methyl)bicyclo[2.2.1]heptane-1-carboxylic acid;

4-(2-(2-((2,2'-dimethyl-3'-(1-methyl-5-(tetrahydro-2H-pyran-4-yl)-4,5,6,7-tetrahydro-1H-imidazo[4,5-c]pyridine-2-carboxamido)-[1,1'-biphenyl]-3-yl)carbamoyl)-1-methyl-

1,4,6,7-tetrahydro-5H-imidazo[4,5-c]pyridin-5-yl)ethyl)bicyclo[2.2.1]heptane-1-carboxylic acid;

4-(2-(2-((3'-(5-(2-hydroxypropyl)-1-methyl-4,5,6,7-tetrahydro-1H-imidazo[4,5-c]pyridine-2-carboxamido)-2,2'-dimethyl-[1,1'-biphenyl]-3-yl)carbamoyl)-1-methyl-1,4,6,7-tetrahydro-5H-imidazo[4,5-c]pyridin-5-yl)ethyl)bicyclo[2.2.1]heptane-1-carboxylic acid;

4-(2-(2-((3'-(5-(2-hydroxyethyl)-1-methyl-4,5,6,7-tetrahydro-1H-imidazo[4,5-c]pyridine-2-carboxamido)-2,2'-dimethyl-[1,1'-biphenyl]-3-yl)carbamoyl)-1-methyl-1,4,6,7-tetrahydro-5H-imidazo[4,5-c]pyridin-5-yl)ethyl)bicyclo[2.2.1]heptane-1-carboxylic acid;

4-(2-(2-((2,2'-dichloro-3'-(5-(4-hydroxycyclohexyl)-1-methyl-4,5,6,7-tetrahydro-1H-imidazo[4,5-c]pyridine-2-carboxamido)-[1,1'-biphenyl]-3-yl)carbamoyl)-1-methyl-1,4,6,7-tetrahydro-5H-imidazo[4,5-c]pyridin-5-yl)ethyl)bicyclo[2.2.1]heptane-1-carboxylic acid; and

4-(2-(2-((2-chloro-3'-(5-(4-hydroxycyclohexyl)-1-methyl-4,5,6,7-tetrahydro-1H-imidazo[4,5-c]pyridine-2-carboxamido)-2'-methyl-[1,1'-biphenyl]-3-yl)carbamoyl)-1-methyl-1,4,6,7-tetrahydro-5H-imidazo[4,5-c]pyridin-5-yl)ethyl)bicyclo[2.2.1]heptane-1-carboxylic acid;

or a pharmaceutically acceptable salt or a stereoisomer thereof.

In some embodiments, provided herein is a compound selected from:

4-(2-(2-((3'-(5-(2-(4-carboxycyclohexyl)ethyl)-1-methyl-4,5,6,7-tetrahydro-1H-imidazo[4,5-c]pyridine-2-carboxamido)-2,2'-dichloro-[1,1'-biphenyl]-3-yl)carbamoyl)-1-methyl-1,4,6,7-tetrahydro-5H-imidazo[4,5-c]pyridin-5-yl)ethyl)bicyclo[2.2.1]heptane-1-carboxylic acid;

4-(2-(2-((3'-(5-(4-carboxybutyl)-1-methyl-4,5,6,7-tetrahydro-1H-imidazo[4,5-c]pyridine-2-carboxamido)-2,2'-dichloro-[1,1'-biphenyl]-3-yl)carbamoyl)-1-methyl-1,4,6,7-tetrahydro-5H-imidazo[4,5-c]pyridin-5-yl)ethyl)bicyclo[2.2.1]heptane-1-carboxylic acid;

4-(2-(2-((2,2'-dichloro-3'-(5-(5-(dimethylamino)-5-oxopentyl)-1-methyl-4,5,6,7-tetrahydro-1H-imidazo[4,5-c]pyridine-2-carboxamido)-[1,1'-biphenyl]-3-yl)carbamoyl)-1-methyl-1,4,6,7-tetrahydro-5H-imidazo[4,5-c]pyridin-5-yl)ethyl)bicyclo[2.2.1]heptane-1-carboxylic acid;

4-(2-(2-((3'-(5-(4-carboxy-4-methylcyclohexyl)-1-methyl-4,5,6,7-tetrahydro-1H-imidazo[4,5-c]pyridine-2-carboxamido)-2,2'-dichloro-[1,1'-biphenyl]-3-yl)carbamoyl)-1-methyl-1,4,6,7-tetrahydro-5H-imidazo[4,5-c]pyridin-5-yl)ethyl)bicyclo[2.2.1]heptane-1-carboxylic acid; or a pharmaceutically acceptable salt or a stereoisomer thereof.

In some embodiments, provided herein is a compound of Formula I, wherein one or more hydrogen atoms are replaced by deuterium, or a pharmaceutically acceptable salt or a stereoisomer thereof.

In some embodiments, the compound is selected from the examples provided herein.

It is further appreciated that certain features of the invention, which are, for clarity, described in the context of separate embodiments, can also be provided in combination in a single embodiment (while the embodiments are intended to be combined as if written in multiply dependent form). Conversely, various features of the invention which are, for brevity, described in the context of a single embodiment, can also be provided separately or in any suitable subcombination. Thus, it is contemplated as features described as embodiments of the compounds of Formula (I) can be combined in any suitable combination.

At various places in the present specification, certain features of the compounds are disclosed in groups or in ranges. It is specifically intended that such a disclosure include each and every individual subcombination of the members of such groups and ranges. For example, the term "C₁₋₆ alkyl" is specifically intended to individually disclose (without limitation) methyl, ethyl, C₃ alkyl, C₄ alkyl, C₅ alkyl and C₆ alkyl.

The term "n-membered," where n is an integer, typically describes the number of ring-forming atoms in a moiety where the number of ring-forming atoms is n. For example, piperidinyl is an example of a 6-membered heterocycloalkyl ring, pyrazolyl is an example of a 5-membered heteroaryl ring, pyridyl is an example of a 6-membered heteroaryl ring and 1,2,3,4-tetrahydro-naphthalene is an example of a 10-membered cycloalkyl group.

At various places in the present specification, variables defining divalent linking groups may be described. It is specifically intended that each linking substituent include both the forward and backward forms of the linking substituent. For example, -NR(CR'R")_n- includes both -NR(CR'R")_n- and -(CR'R")_nNR- and is intended to disclose each of the forms individually. Where the structure requires a linking group, the Markush variables listed for that group are understood to be linking groups. For example, if the structure requires a linking group and the Markush group definition for that variable lists "alkyl" or "aryl" then it is understood that the "alkyl" or "aryl" represents a linking alkylene group or arylene group, respectively.

The term "substituted" means that an atom or group of atoms formally replaces hydrogen as a "substituent" attached to another group. The term "substituted", unless otherwise indicated, refers to any level of substitution, *e.g.*, mono-, di-, tri-, tetra- or penta-substitution, where such substitution is permitted. The substituents are independently selected, and substitution may be at any chemically accessible position. It is to be understood that substitution at a given atom is limited by valency. It is to be understood that substitution at a given atom results in a chemically stable molecule. The phrase "optionally substituted" means unsubstituted or substituted. The

term "substituted" means that a hydrogen atom is removed and replaced by a substituent. A single divalent substituent, *e.g.*, oxo, can replace two hydrogen atoms.

The term " C_{n-m} " indicates a range which includes the endpoints, wherein n and m are integers and indicate the number of carbons. Examples include C_{1-4} , C_{1-6} and the like.

5 The term "alkyl" employed alone or in combination with other terms, refers to a saturated hydrocarbon group that may be straight-chained or branched. The term " C_{n-m} alkyl", refers to an alkyl group having n to m carbon atoms. An alkyl group formally corresponds to an alkane with one C-H bond replaced by the point of attachment of the alkyl group to the remainder of the compound. In some embodiments, the alkyl group contains from 1 to 6 carbon atoms, from 1 to 4
10 carbon atoms, from 1 to 3 carbon atoms, or 1 to 2 carbon atoms. Examples of alkyl moieties include, but are not limited to, chemical groups such as methyl, ethyl, *n*-propyl, isopropyl, *n*-butyl, *tert*-butyl, isobutyl, *sec*-butyl; higher homologs such as 2-methyl-1-butyl, *n*-pentyl, 3-pentyl, *n*-hexyl, 1,2,2-trimethylpropyl and the like.

The term "alkenyl" employed alone or in combination with other terms, refers to a
15 straight-chain or branched hydrocarbon group corresponding to an alkyl group having one or more double carbon-carbon bonds. An alkenyl group formally corresponds to an alkene with one C-H bond replaced by the point of attachment of the alkenyl group to the remainder of the compound. The term " C_{n-m} alkenyl" refers to an alkenyl group having n to m carbons. In some embodiments, the alkenyl moiety contains 2 to 6, 2 to 4, or 2 to 3 carbon atoms. Example alkenyl
20 groups include, but are not limited to, ethenyl, *n*-propenyl, isopropenyl, *n*-butenyl, *sec*-butenyl and the like.

The term "alkynyl" employed alone or in combination with other terms, refers to a straight-chain or branched hydrocarbon group corresponding to an alkyl group having one or more triple carbon-carbon bonds. An alkynyl group formally corresponds to an alkyne with one
25 C-H bond replaced by the point of attachment of the alkyl group to the remainder of the compound. The term " C_{n-m} alkynyl" refers to an alkynyl group having n to m carbons. Example alkynyl groups include, but are not limited to, ethynyl, propyn-1-yl, propyn-2-yl and the like. In some embodiments, the alkynyl moiety contains 2 to 6, 2 to 4, or 2 to 3 carbon atoms.

The term "alkylene", employed alone or in combination with other terms, refers to a
30 divalent alkyl linking group. An alkylene group formally corresponds to an alkane with two C-H bond replaced by points of attachment of the alkylene group to the remainder of the compound. The term " C_{n-m} alkylene" refers to an alkylene group having n to m carbon atoms. Examples of alkylene groups include, but are not limited to, ethan-1,2-diyl, propan-1,3-diyl, propan-1,2-diyl, butan-1,4-diyl, butan-1,3-diyl, butan-1,2-diyl, 2-methyl-propan-1,3-diyl and the like.

The term "alkoxy", employed alone or in combination with other terms, refers to a group of formula -O-alkyl, wherein the alkyl group is as defined above. The term " C_{n-m} alkoxy" refers to an alkoxy group, the alkyl group of which has n to m carbons. Example alkoxy groups include methoxy, ethoxy, propoxy (*e.g.*, *n*-propoxy and isopropoxy), *t*-butoxy and the like. In some
5 embodiments, the alkyl group has 1 to 6, 1 to 4, or 1 to 3 carbon atoms.

The term "amino" refers to a group of formula $-NH_2$.

The term "carbamyl" refers to a group of formula $-C(O)NH_2$.

The term "carbonyl", employed alone or in combination with other terms, refers to a -C(=O)- group, which also may be written as C(O).

10 The term "cyano" or "nitrile" refers to a group of formula $-C\equiv N$, which also may be written as -CN.

The terms "halo" or "halogen", used alone or in combination with other terms, refers to fluoro, chloro, bromo and iodo. In some embodiments, "halo" refers to a halogen atom selected from F, Cl, or Br. In some embodiments, halo groups are F. In some embodiments, halo groups
15 are Cl.

The term "haloalkyl" as used herein refers to an alkyl group in which one or more of the hydrogen atoms has been replaced by a halogen atom. The term " C_{n-m} haloalkyl" refers to a C_{n-m} alkyl group having n to m carbon atoms and from at least one up to $\{2(n \text{ to } m)+1\}$ halogen atoms, which may either be the same or different. In some embodiments, the halogen atoms are
20 fluoro atoms. In some embodiments, the haloalkyl group has 1 to 6 or 1 to 4 carbon atoms. Example haloalkyl groups include CF_3 , C_2F_5 , CHF_2 , CCl_3 , $CHCl_2$, C_2Cl_5 and the like. In some embodiments, the haloalkyl group is a fluoroalkyl group.

The term "haloalkoxy", employed alone or in combination with other terms, refers to a group of formula -O-haloalkyl, wherein the haloalkyl group is as defined above. The term " C_{n-m} haloalkoxy" refers to a haloalkoxy group, the haloalkyl group of which has n to m carbons.
25 Example haloalkoxy groups include trifluoromethoxy and the like. In some embodiments, the haloalkoxy group has 1 to 6, 1 to 4, or 1 to 3 carbon atoms.

The term "oxo" refers to an oxygen atom as a divalent substituent, forming a carbonyl group when attached to carbon, or attached to a heteroatom forming a sulfoxide or sulfone group, or an *N*-oxide group. In some embodiments, heterocyclic groups may be optionally substituted
30 by 1 or 2 oxo (=O) substituents.

The term "sulfido" refers to a sulfur atom as a divalent substituent, forming a thiocarbonyl group ($C=S$) when attached to carbon.

The term "aromatic" refers to a carbocycle or heterocycle having one or more polyunsaturated rings having aromatic character (*i.e.*, having $(4n + 2)$ delocalized π (pi) electrons where n is an integer).

The term "aryl," employed alone or in combination with other terms, refers to an aromatic hydrocarbon group, which may be monocyclic or polycyclic (*e.g.*, having 2 fused rings). The term " C_{n-m} aryl" refers to an aryl group having from n to m ring carbon atoms. Aryl groups include, *e.g.*, phenyl, naphthyl, indanyl, indenyl and the like. In some embodiments, aryl groups have from 6 to about 10 carbon atoms. In some embodiments aryl groups have 6 carbon atoms. In some embodiments aryl groups have 10 carbon atoms. In some embodiments, the aryl group is phenyl. In some embodiments, the aryl group is naphthyl.

The term "heteroatom" used herein is meant to include boron, phosphorus, sulfur, oxygen and nitrogen.

The term "heteroaryl" or "heteroaromatic," employed alone or in combination with other terms, refers to a monocyclic or polycyclic aromatic heterocycle having at least one heteroatom ring member selected from boron, phosphorus, sulfur, oxygen and nitrogen. In some embodiments, the heteroaryl ring has 1, 2, 3 or 4 heteroatom ring members independently selected from nitrogen, sulfur and oxygen. In some embodiments, any ring-forming N in a heteroaryl moiety can be an N-oxide. In some embodiments, the heteroaryl has 5-14 ring atoms including carbon atoms and 1, 2, 3 or 4 heteroatom ring members independently selected from nitrogen, sulfur and oxygen. In some embodiments, the heteroaryl has 5-14, or 5-10 ring atoms including carbon atoms and 1, 2, 3 or 4 heteroatom ring members independently selected from nitrogen, sulfur and oxygen. In some embodiments, the heteroaryl has 5-6 ring atoms and 1 or 2 heteroatom ring members independently selected from nitrogen, sulfur and oxygen. In some embodiments, the heteroaryl is a five-membered or six-membered heteroaryl ring. In other embodiments, the heteroaryl is an eight-membered, nine-membered or ten-membered fused bicyclic heteroaryl ring. Example heteroaryl groups include, but are not limited to, pyridinyl (pyridyl), pyrimidinyl, pyrazinyl, pyridazinyl, pyrrolyl, pyrazolyl, azolyl, oxazolyl, thiazolyl, imidazolyl, furanyl, thiophenyl, quinolinyl, isoquinolinyl, naphthyridinyl (including 1,2-, 1,3-, 1,4-, 1,5-, 1,6-, 1,7-, 1,8-, 2,3- and 2,6-naphthyridine), indolyl, benzothiophenyl, benzofuranyl, benzisoxazolyl, imidazo[1,2-*b*]thiazolyl, purinyl, and the like.

A five-membered heteroaryl ring is a heteroaryl group having five ring atoms wherein one or more (*e.g.*, 1, 2 or 3) ring atoms are independently selected from N, O and S. Exemplary five-membered ring heteroaryls include thienyl, furyl, pyrrolyl, imidazolyl, thiazolyl, oxazolyl,

pyrazolyl, isothiazolyl, isoxazolyl, 1,2,3-triazolyl, tetrazolyl, 1,2,3-thiadiazolyl, 1,2,3-oxadiazolyl, 1,2,4-triazolyl, 1,2,4-thiadiazolyl, 1,2,4-oxadiazolyl, 1,3,4-triazolyl, 1,3,4-thiadiazolyl and 1,3,4-oxadiazolyl.

A six-membered heteroaryl ring is a heteroaryl group having six ring atoms wherein one or more (*e.g.*, 1, 2 or 3) ring atoms are independently selected from N, O and S. Exemplary six-membered ring heteroaryls are pyridyl, pyrazinyl, pyrimidinyl, triazinyl and pyridazinyl.

The term "cycloalkyl," employed alone or in combination with other terms, refers to a non-aromatic hydrocarbon ring system (monocyclic, bicyclic or polycyclic), including cyclized alkyl and alkenyl groups. The term " C_{n-m} cycloalkyl" refers to a cycloalkyl that has n to m ring member carbon atoms. Cycloalkyl groups can include mono- or polycyclic (*e.g.*, having 2, 3 or 4 fused rings) groups and spirocycles. Cycloalkyl groups can have 3, 4, 5, 6, 7, 8, 9, 10, 11, 12, 13, or 14 ring-forming carbons (C_{3-14}). In some embodiments, the cycloalkyl group has 3 to 14 members, 3 to 10 members, 3 to 6 ring members, 3 to 5 ring members, or 3 to 4 ring members. In some embodiments, the cycloalkyl group is monocyclic. In some embodiments, the cycloalkyl group is monocyclic or bicyclic. In some embodiments, the cycloalkyl group is a C_{3-6} monocyclic cycloalkyl group. Ring-forming carbon atoms of a cycloalkyl group can be optionally oxidized to form an oxo or sulfido group. Cycloalkyl groups also include cycloalkylidenes. In some embodiments, cycloalkyl is cyclopropyl, cyclobutyl, cyclopentyl or cyclohexyl. Also included in the definition of cycloalkyl are moieties that have one or more aromatic rings fused (*i.e.*, having a bond in common with) to the cycloalkyl ring, *e.g.*, benzo or thienyl derivatives of cyclopentane, cyclohexane and the like. A cycloalkyl group containing a fused aromatic ring can be attached through any ring-forming atom including a ring-forming atom of the fused aromatic ring. Examples of cycloalkyl groups include cyclopropyl, cyclobutyl, cyclopentyl, cyclohexyl, cycloheptyl, cyclopentenyl, cyclohexenyl, cyclohexadienyl, cycloheptatrienyl, norbornyl, norpinyl, norcarnyl, bicyclo[1.1.1]pentanyl, bicyclo[2.1.1]hexanyl, bicyclo[2.2.1]heptanyl, bicyclo[2.2.2]octanyl and the like. In some embodiments, the cycloalkyl group is cyclopropyl, cyclobutyl, cyclopentyl, or cyclohexyl.

The term "heterocycloalkyl," employed alone or in combination with other terms, refers to a non-aromatic ring or ring system, which may optionally contain one or more alkenylene groups as part of the ring structure, which has at least one heteroatom ring member independently selected from boron, nitrogen, sulfur, oxygen and phosphorus, and which has 4-14 ring members, 4-10 ring members, 4-7 ring members, or 4-6 ring members. Included within the term "heterocycloalkyl" are monocyclic 4-, 5-, 6- and 7-membered heterocycloalkyl groups. Heterocycloalkyl groups can include mono- or bicyclic or polycyclic (*e.g.*, having two or three

fused or bridged rings) ring systems or spirocycles. In some embodiments, the heterocycloalkyl group is a monocyclic group having 1, 2 or 3 heteroatoms independently selected from nitrogen, sulfur and oxygen. Ring-forming carbon atoms and heteroatoms of a heterocycloalkyl group can be optionally oxidized to form an oxo or sulfido group or other oxidized linkage (*e.g.*, C(O), S(O), C(S) or S(O)₂, *N*-oxide *etc.*) or a nitrogen atom can be quaternized. The heterocycloalkyl group can be attached through a ring-forming carbon atom or a ring-forming heteroatom. In some embodiments, the heterocycloalkyl group contains 0 to 3 double bonds. In some embodiments, the heterocycloalkyl group contains 0 to 2 double bonds. Also included in the definition of heterocycloalkyl are moieties that have one or more aromatic rings fused (*i.e.*, having a bond in common with) to the heterocycloalkyl ring, *e.g.*, benzo or thienyl derivatives of piperidine, morpholine, azepine, *etc.* A heterocycloalkyl group containing a fused aromatic ring can be attached through any ring-forming atom including a ring-forming atom of the fused aromatic ring. Examples of heterocycloalkyl groups include azetidiny, azepanyl, dihydrobenzofuranyl, dihydrofuranyl, dihydropyranyl, morpholino, 3-oxa-9-azaspiro[5.5]undecanyl, 1-oxa-8-azaspiro[4.5]decanyl, piperidiny, piperaziny, oxopiperaziny, pyranyl, pyrrolidiny, quinuclidiny, tetrahydrofuranyl, tetrahydropyranyl, 1,2,3,4-tetrahydroquinoliny, tropanyl, 4,5,6,7-tetrahydrothiazolo[5,4-*c*]pyridiny, and thiomorpholino.

At certain places, the definitions or embodiments refer to specific rings (*e.g.*, an azetidine ring, a pyridine ring, *etc.*). Unless otherwise indicated, these rings can be attached to any ring member provided that the valency of the atom is not exceeded. For example, an azetidine ring may be attached at any position of the ring, whereas an azetidin-3-yl ring is attached at the 3-position.

The compounds described herein can be asymmetric (*e.g.*, having one or more stereocenters). All stereoisomers, such as enantiomers and diastereomers, are intended unless otherwise indicated. Compounds of the present invention that contain asymmetrically substituted carbon atoms can be isolated in optically active or racemic forms. Methods on how to prepare optically active forms from optically inactive starting materials are known in the art, such as by resolution of racemic mixtures or by stereoselective synthesis. Many geometric isomers of olefins, C=N double bonds and the like can also be present in the compounds described herein, and all such stable isomers are contemplated in the present invention. *Cis* and *trans* geometric isomers of the compounds of the present invention are described and may be isolated as a mixture of isomers or as separated isomeric forms.

Resolution of racemic mixtures of compounds can be carried out by any of numerous methods known in the art. One method includes fractional recrystallization using a chiral resolving acid which is an optically active, salt-forming organic acid. Suitable resolving agents for fractional recrystallization methods are, *e.g.*, optically active acids, such as the D and L forms of tartaric acid, diacetyltartaric acid, dibenzoyltartaric acid, mandelic acid, malic acid, lactic acid
5 of tartaric acid, diacetyltartaric acid, dibenzoyltartaric acid, mandelic acid, malic acid, lactic acid or the various optically active camphorsulfonic acids such as β -camphorsulfonic acid. Other resolving agents suitable for fractional crystallization methods include stereoisomerically pure forms of α -methylbenzylamine (*e.g.*, *S* and *R* forms, or diastereomerically pure forms), 2-phenylglycinol, norephedrine, ephedrine, *N*-methylephedrine, cyclohexylethylamine, 1,2-
10 diaminocyclohexane and the like.

Resolution of racemic mixtures can also be carried out by elution on a column packed with an optically active resolving agent (*e.g.*, dinitrobenzoylphenylglycine). Suitable elution solvent composition can be determined by one skilled in the art.

In some embodiments, the compounds of the invention have the (*R*)-configuration. In other embodiments, the compounds have the (*S*)-configuration. In compounds with more than
15 one chiral centers, each of the chiral centers in the compound may be independently (*R*) or (*S*), unless otherwise indicated.

Compounds of the invention also include tautomeric forms. Tautomeric forms result from the swapping of a single bond with an adjacent double bond together with the concomitant
20 migration of a proton. Tautomeric forms include prototropic tautomers which are isomeric protonation states having the same empirical formula and total charge. Example prototropic tautomers include ketone – enol pairs, amide - imidic acid pairs, lactam – lactim pairs, enamine – imine pairs, and annular forms where a proton can occupy two or more positions of a heterocyclic system, *e.g.*, 1*H*- and 3*H*-imidazole, 1*H*-, 2*H*- and 4*H*- 1,2,4-triazole, 1*H*- and 2*H*-
25 isoindole and 1*H*- and 2*H*-pyrazole. Tautomeric forms can be in equilibrium or sterically locked into one form by appropriate substitution.

Compounds of the invention can also include all isotopes of atoms occurring in the intermediates or final compounds. Isotopes include those atoms having the same atomic number but different mass numbers. For example, isotopes of hydrogen include tritium and
30 deuterium. One or more constituent atoms of the compounds of the invention can be replaced or substituted with isotopes of the atoms in natural or non-natural abundance. In some embodiments, the compound includes at least one deuterium atom. For example, one or more hydrogen atoms in a compound of the present disclosure can be replaced or substituted

by deuterium. In some embodiments, the compound includes two or more deuterium atoms. In some embodiments, the compound includes 1, 2, 3, 4, 5, 6, 7, 8, 9, 10, 11 or 12 deuterium atoms. Synthetic methods for including isotopes into organic compounds are known in the art.

5 The term, "compound," as used herein is meant to include all stereoisomers, geometric isomers, tautomers and isotopes of the structures depicted. The term is also meant to refer to compounds of the inventions, regardless of how they are prepared, e.g., synthetically, through biological process (e.g., metabolism or enzyme conversion), or a combination thereof.

10 All compounds, and pharmaceutically acceptable salts thereof, can be found together with other substances such as water and solvents (*e.g.*, hydrates and solvates) or can be isolated. When in the solid state, the compounds described herein and salts thereof may occur in various forms and may, *e.g.*, take the form of solvates, including hydrates. The compounds may be in any solid state form, such as a polymorph or solvate, so unless clearly indicated otherwise, reference in the specification to compounds and salts thereof should be understood as
15 encompassing any solid state form of the compound.

 In some embodiments, the compounds of the invention, or salts thereof, are substantially isolated. By "substantially isolated" is meant that the compound is at least partially or substantially separated from the environment in which it was formed or detected. Partial separation can include, *e.g.*, a composition enriched in the compounds of the invention.
20 Substantial separation can include compositions containing at least about 50%, at least about 60%, at least about 70%, at least about 80%, at least about 90%, at least about 95%, at least about 97%, or at least about 99% by weight of the compounds of the invention, or salt thereof.

 The phrase "pharmaceutically acceptable" is employed herein to refer to those compounds, materials, compositions and/or dosage forms which are, within the scope of sound
25 medical judgment, suitable for use in contact with the tissues of human beings and animals without excessive toxicity, irritation, allergic response, or other problem or complication, commensurate with a reasonable benefit/risk ratio.

 The expressions, "ambient temperature" and "room temperature," as used herein, are understood in the art, and refer generally to a temperature, *e.g.*, a reaction temperature, that is
30 about the temperature of the room in which the reaction is carried out, *e.g.*, a temperature from about 20 °C to about 30 °C.

 The present invention also includes pharmaceutically acceptable salts of the compounds described herein. The term "pharmaceutically acceptable salts" refers to derivatives of the disclosed compounds wherein the parent compound is modified by converting an existing acid or

base moiety to its salt form. Examples of pharmaceutically acceptable salts include, but are not limited to, mineral or organic acid salts of basic residues such as amines; alkali or organic salts of acidic residues such as carboxylic acids; and the like. The pharmaceutically acceptable salts of the present invention include the non-toxic salts of the parent compound formed, *e.g.*, from non-toxic inorganic or organic acids. The pharmaceutically acceptable salts of the present invention can be synthesized from the parent compound which contains a basic or acidic moiety by conventional chemical methods. Generally, such salts can be prepared by reacting the free acid or base forms of these compounds with a stoichiometric amount of the appropriate base or acid in water or in an organic solvent, or in a mixture of the two; generally, non-aqueous media like ether, ethyl acetate, alcohols (*e.g.*, methanol, ethanol, iso-propanol or butanol) or acetonitrile (MeCN) are preferred. Lists of suitable salts are found in *Remington's Pharmaceutical Sciences*, 17th Ed., (Mack Publishing Company, Easton, 1985), p. 1418, Berge *et al.*, *J. Pharm. Sci.*, 1977, 66(1), 1-19 and in Stahl *et al.*, *Handbook of Pharmaceutical Salts: Properties, Selection, and Use*, (Wiley, 2002). In some embodiments, the compounds described herein include the N-oxide forms.

II. Synthesis

Compounds of the invention, including salts thereof, can be prepared using known organic synthesis techniques and can be synthesized according to any of numerous possible synthetic routes.

The reactions for preparing compounds of the invention can be carried out in suitable solvents which can be readily selected by one of skill in the art of organic synthesis. Suitable solvents can be substantially non-reactive with the starting materials (reactants), the intermediates or products at the temperatures at which the reactions are carried out, *e.g.*, temperatures which can range from the solvent's freezing temperature to the solvent's boiling temperature. A given reaction can be carried out in one solvent or a mixture of more than one solvent. Depending on the particular reaction step, suitable solvents for a particular reaction step can be selected by the skilled artisan.

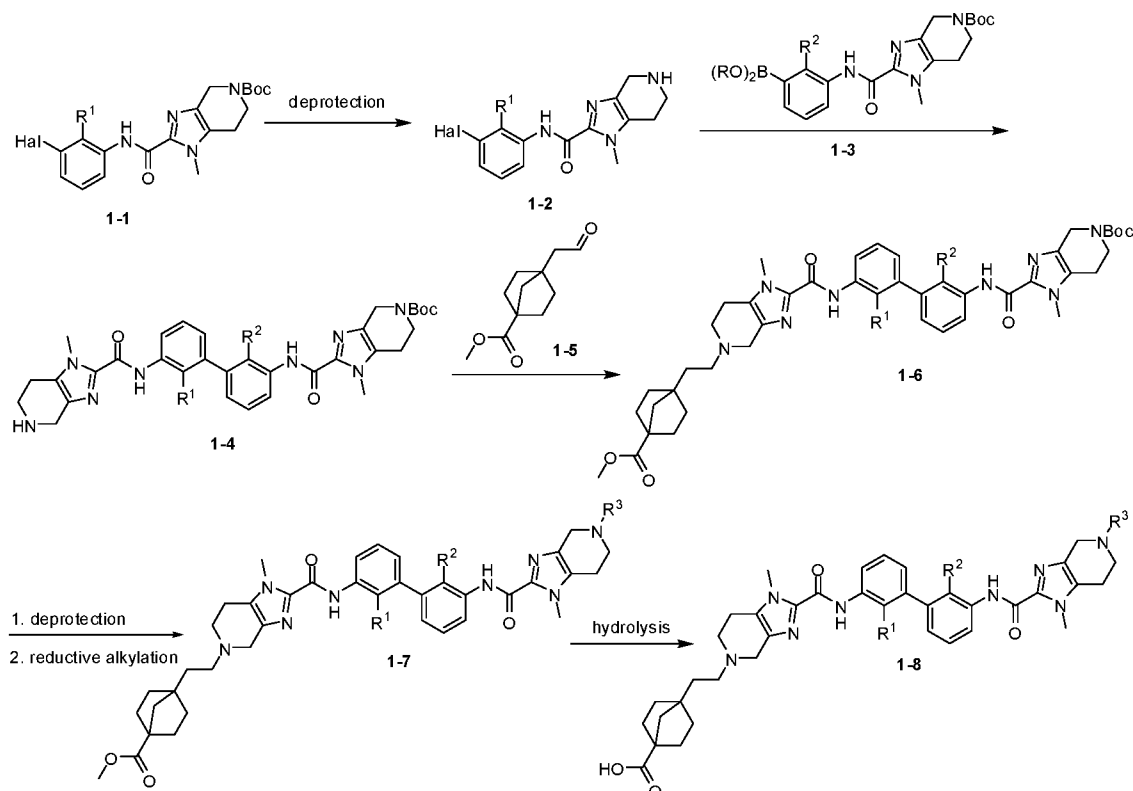
Preparation of compounds of the invention can involve the protection and deprotection of various chemical groups. The need for protection and deprotection, and the selection of appropriate protecting groups, can be readily determined by one skilled in the art. The chemistry of protecting groups is described, *e.g.*, in Kocienski, *Protecting Groups*, (Thieme, 2007); Robertson, *Protecting Group Chemistry*, (Oxford University Press, 2000); Smith *et al.*, *March's Advanced Organic Chemistry: Reactions, Mechanisms, and Structure*, 6th Ed. (Wiley, 2007);

Petursson *et al.*, "Protecting Groups in Carbohydrate Chemistry," *J. Chem. Educ.*, 1997, 74(11), 1297; and Wuts *et al.*, *Protective Groups in Organic Synthesis*, 4th Ed., (Wiley, 2006).

Reactions can be monitored according to any suitable method known in the art. For example, product formation can be monitored by spectroscopic means, such as nuclear magnetic resonance spectroscopy (*e.g.*, ^1H or ^{13}C), infrared spectroscopy, spectrophotometry (*e.g.*, UV-visible), mass spectrometry or by chromatographic methods such as high performance liquid chromatography (HPLC) or thin layer chromatography (TLC).

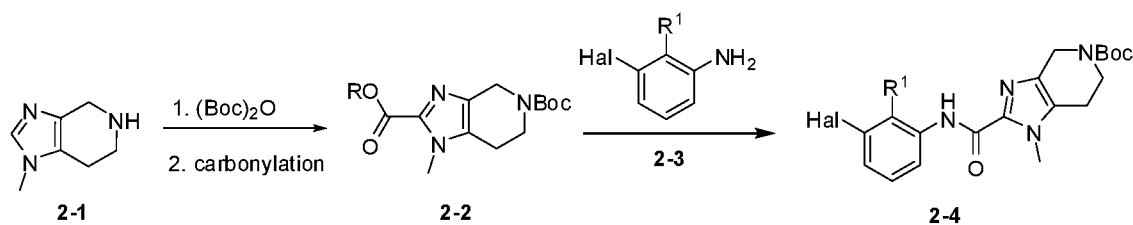
Compounds of formula **1-8** can be synthesized using a process shown in **Scheme 1**. Boc-protected compound **1-1** can be deprotected under acidic conditions (*e.g.*, hydrochloric acid or trifluoroacetic acid) to provide amine **1-2**. Palladium-catalyzed cross-coupling reaction of halo-substituted compound **1-2** with a boronic ester of formula **1-3** under standard conditions (such as Suzuki coupling reaction, *e.g.*, in the presence of a palladium catalyst and a suitable base) can produce compounds of formula **1-4**. The reaction of amine **1-4** with methyl 4-(2-oxoethyl)bicyclo[2.2.1]heptane-1-carboxylate **1-5** under reductive amination conditions (*e.g.*, sodium triacetoxyborohydride or sodium cyanoborohydride as the reducing reagent) to generate compounds of formula **1-6**. After removal of the Boc group of compound **1-6** under acidic conditions (*e.g.*, hydrochloric acid or trifluoroacetic acid), the R^3 group can be introduced to the resulting amine by reductive amination with the corresponding aldehydes or ketones to generate compounds of formula **1-7**. Then ester **1-7** can be hydrolyzed under alkaline conditions to provide the desired compounds of formula **1-8**.

Scheme 1



Compounds of formula 2-4 can be synthesized using a process shown in **Scheme 2**. The free amine in compound 2-1 can be protected with Boc. The resulting compound can be deprotonated by a strong base such as, but not limited to, n-butyl lithium to generate the corresponding heteroaryl lithium intermediate, which can further react with an alkylchloroformate to give esters of formula 2-2. The reaction of ester 2-2 with halo-substituted aniline 2-3 in the presence of a suitable base such as, but not limited to, potassium tert-butoxide can furnish the desired compounds of formula 2-4.

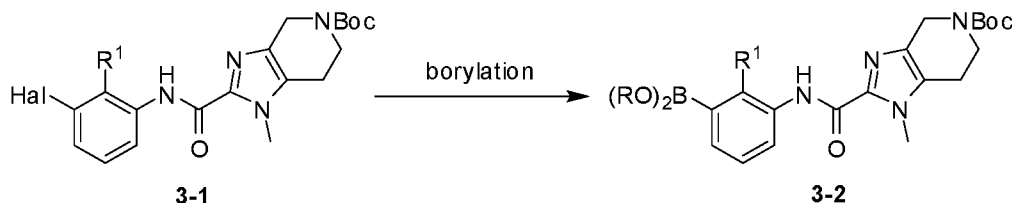
Scheme 2



Compounds of formula 3-2 can be prepared according to **Scheme 3**. Halo-substituted compound 3-1 can be converted to the boronic ester 3-2 under standard conditions [*e.g.*, in

the presence of bis(pinacolato)diboron and a palladium catalyst, such as, tetrakis(triphenylphosphine) palladium(0) and palladium(II) acetate].

Scheme 3

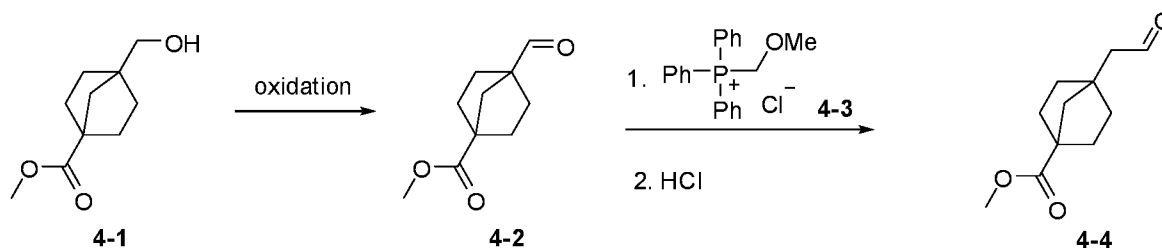


5

Compound **4-4** can be prepared according to **Scheme 4**. Alcohol **4-1** can be converted to aldehyde **4-2** in the presence of an oxidant such as, but not limited to, Dess–Martin periodinane or pyridinium chlorochromate. Aldehyde **4-2** can be extended by one carbon atom in a Wittig reaction with (methoxymethyl)triphenylphosphonium chloride **4-3** to form an enol ether, which can be further hydrolyzed under acidic conditions (*e.g.*, hydrochloric acid) to provide the desired compound **4-4**.

10

Scheme 4



15 III. Uses of the Compounds

Compounds of the present disclosure can inhibit the activity of PD-1/PD-L1 protein/protein interaction and, thus, are useful in treating diseases and disorders associated with activity of PD-1 and the diseases and disorders associated with PD-L1 including its interaction with other proteins such as PD-1 and B7-1 (CD80). In certain embodiments, the compounds of the present disclosure, or pharmaceutically acceptable salts or stereoisomers thereof, are useful for therapeutic administration to enhance, stimulate and/or increase immunity in cancer, chronic infection or sepsis, including enhancement of response to vaccination. In some embodiments, the present disclosure provides a method for inhibiting the PD-1/PD-L1 protein/protein interaction. The method includes administering to an individual or a patient a compound of Formula (I) or of any of the formulas as described herein, or of a compound as recited in any of the claims and described herein, or a pharmaceutically acceptable salt or a stereoisomer thereof.

25

The compounds of the present disclosure can be used alone, in combination with other agents or therapies or as an adjuvant or neoadjuvant for the treatment of diseases or disorders, including cancer or infection diseases. For the uses described herein, any of the compounds of the disclosure, including any of the embodiments thereof, may be used.

5 The compounds of the present disclosure inhibit the PD-1/PD-L1 protein/protein interaction, resulting in a PD-1 pathway blockade. The blockade of PD-1 can enhance the immune response to cancerous cells and infectious diseases in mammals, including humans. In some embodiments, the present disclosure provides treatment of an individual or a patient *in vivo* using a compound of Formula (I) or a salt or stereoisomer thereof such that growth of cancerous
10 tumors is inhibited. A compound of Formula (I) or of any of the formulas as described herein, or a compound as recited in any of the claims and described herein, or a salt or stereoisomer thereof, can be used to inhibit the growth of cancerous tumors. Alternatively, a compound of Formula (I) or of any of the formulas as described herein, or a compound as recited in any of the claims and described herein, or a salt or stereoisomer thereof, can be used in conjunction with
15 other agents or standard cancer treatments, as described below. In one embodiment, the present disclosure provides a method for inhibiting growth of tumor cells *in vitro*. The method includes contacting the tumor cells *in vitro* with a compound of Formula (I) or of any of the formulas as described herein, or of a compound as recited in any of the claims and described herein, or of a salt or stereoisomer thereof. In another embodiment, the present disclosure provides a method
20 for inhibiting growth of tumor cells in an individual or a patient. The method includes administering to the individual or patient in need thereof a therapeutically effective amount of a compound of Formula (I) or of any of the formulas as described herein, or of a compound as recited in any of the claims and described herein, or a salt or a stereoisomer thereof.

 In some embodiments, provided herein is a method for treating cancer. The method
25 includes administering to a patient in need thereof, a therapeutically effective amount of a compound of Formula (I) or any of the formulas as described herein, a compound as recited in any of the claims and described herein, or a salt thereof. Examples of cancers include those whose growth may be inhibited using compounds of the disclosure and cancers typically responsive to immunotherapy.

30 In some embodiments, the present disclosure provides a method of enhancing, stimulating and/or increasing the immune response in a patient. The method includes administering to the patient in need thereof a therapeutically effective amount of a compound of Formula (I) or any of the formulas as described herein, a compound or composition as recited in any of the claims and described herein, or a salt thereof.

Examples of cancers that are treatable using the compounds of the present disclosure include, but are not limited to, bone cancer, pancreatic cancer, skin cancer, cancer of the head or neck, cutaneous or intraocular malignant melanoma, uterine cancer, ovarian cancer, rectal cancer, cancer of the anal region, stomach cancer, testicular cancer, uterine cancer, carcinoma of the fallopian tubes, carcinoma of the endometrium, endometrial cancer, carcinoma of the cervix, carcinoma of the vagina, carcinoma of the vulva, Hodgkin's Disease, non-Hodgkin's lymphoma, cancer of the esophagus, cancer of the small intestine, cancer of the endocrine system, cancer of the thyroid gland, cancer of the parathyroid gland, cancer of the adrenal gland, sarcoma of soft tissue, cancer of the urethra, cancer of the penis, chronic or acute leukemias including acute myeloid leukemia, chronic myeloid leukemia, acute lymphoblastic leukemia, chronic lymphocytic leukemia, solid tumors of childhood, lymphocytic lymphoma, cancer of the bladder, cancer of the kidney or urethra, carcinoma of the renal pelvis, neoplasm of the central nervous system (CNS), primary CNS lymphoma, tumor angiogenesis, spinal axis tumor, brain stem glioma, pituitary adenoma, Kaposi's sarcoma, epidermoid cancer, squamous cell cancer, T-cell lymphoma, environmentally induced cancers including those induced by asbestos, and combinations of said cancers. The compounds of the present disclosure are also useful for the treatment of metastatic cancers, especially metastatic cancers that express PD-L1.

In some embodiments, cancers treatable with compounds of the present disclosure include melanoma (e.g., metastatic malignant melanoma, cutaneous melanoma), renal cancer (e.g. clear cell carcinoma), prostate cancer (e.g. hormone refractory prostate adenocarcinoma), breast cancer (e.g., breast invasive carcinoma), colon cancer, lung cancer (e.g. non-small cell lung cancer and small cell lung cancer), squamous cell head and neck cancer (e.g., squamous cell carcinoma of the head and neck), urothelial cancer (e.g., bladder cancer, nonmuscle invasive bladder cancer (NMIBC)) and cancers with high microsatellite instability (MSI^{high}).

Additionally, the disclosure includes refractory or recurrent malignancies whose growth may be inhibited using the compounds of the disclosure.

In some embodiments, cancers that are treatable using the compounds of the present disclosure include, but are not limited to, solid tumors (e.g., prostate cancer, colon cancer, esophageal cancer, endometrial cancer, ovarian cancer, uterine cancer, renal cancer, hepatic cancer, pancreatic cancer, gastric cancer, breast cancer, lung cancer, cancers of the head and neck, thyroid cancer, glioblastoma, sarcoma, bladder cancer, etc.), hematological cancers (e.g., lymphoma, leukemia such as acute lymphoblastic leukemia (ALL), acute myelogenous leukemia (AML), chronic lymphocytic leukemia (CLL), chronic myelogenous leukemia (CML), DLBCL, mantle cell lymphoma, Non-Hodgkin lymphoma (including relapsed or refractory NHL and

recurrent follicular), Hodgkin lymphoma or multiple myeloma) and combinations of said cancers.

In some embodiments, cancers that are treatable using the compounds of the present disclosure include, but are not limited to, cholangiocarcinoma, bile duct cancer, biliary tract cancer, triple negative breast cancer, rhabdomyosarcoma, small cell lung cancer, leiomyosarcoma, hepatocellular carcinoma, Ewing's sarcoma, brain cancer, brain tumor, astrocytoma, neuroblastoma, neurofibroma, basal cell carcinoma, chondrosarcoma, epithelioid sarcoma, eye cancer, Fallopian tube cancer, gastrointestinal cancer, gastrointestinal stromal tumors, hairy cell leukemia, intestinal cancer, islet cell cancer, oral cancer, mouth cancer, throat cancer, laryngeal cancer, lip cancer, mesothelioma, neck cancer, nasal cavity cancer, ocular cancer, ocular melanoma, pelvic cancer, rectal cancer, renal cell carcinoma, salivary gland cancer, sinus cancer, spinal cancer, tongue cancer, tubular carcinoma, urethral cancer, and ureteral cancer.

In some embodiments, the compounds of the present disclosure can be used to treat sickle cell disease and sickle cell anemia.

In some embodiments, diseases and indications that are treatable using the compounds of the present disclosure include, but are not limited to hematological cancers, sarcomas, lung cancers, gastrointestinal cancers, genitourinary tract cancers, liver cancers, bone cancers, nervous system cancers, gynecological cancers, and skin cancers.

Exemplary hematological cancers include lymphomas and leukemias such as acute lymphoblastic leukemia (ALL), acute myelogenous leukemia (AML), acute promyelocytic leukemia (APL), chronic lymphocytic leukemia (CLL), chronic myelogenous leukemia (CML), diffuse large B-cell lymphoma (DLBCL), mantle cell lymphoma, Non-Hodgkin lymphoma (including relapsed or refractory NHL and recurrent follicular), Hodgkin lymphoma, myeloproliferative diseases (e.g., primary myelofibrosis (PMF), polycythemia vera (PV), and essential thrombocytosis (ET)), myelodysplasia syndrome (MDS), T-cell acute lymphoblastic lymphoma (T-ALL) and multiple myeloma (MM).

Exemplary sarcomas include chondrosarcoma, Ewing's sarcoma, osteosarcoma, rhabdomyosarcoma, angiosarcoma, fibrosarcoma, liposarcoma, myxoma, rhabdomyoma, rhabdosarcoma, fibroma, lipoma, hamartoma, and teratoma.

Exemplary lung cancers include non-small cell lung cancer (NSCLC) (e.g., squamous cell NSCLC), small cell lung cancer, bronchogenic carcinoma (squamous cell, undifferentiated small cell, undifferentiated large cell, adenocarcinoma), alveolar (bronchiolar) carcinoma, bronchial adenoma, chondromatous hamartoma, and mesothelioma.

Exemplary gastrointestinal cancers include cancers of the esophagus (carcinoma, squamous cell carcinoma, adenocarcinoma, leiomyosarcoma, lymphoma), stomach (carcinoma, lymphoma, leiomyosarcoma, adenocarcinoma), pancreas (ductal adenocarcinoma, insulinoma, glucagonoma, gastrinoma, carcinoid tumors, vipoma), small
 5 bowel (adenocarcinoma, lymphoma, carcinoid tumors, Kaposi's sarcoma, leiomyoma, hemangioma, lipoma, neurofibroma, fibroma), large bowel (adenocarcinoma, tubular adenoma, villous adenoma, hamartoma, leiomyoma), and colorectal cancer (e.g., colorectal adenocarcinoma).

Exemplary genitourinary tract cancers include cancers of the kidney
 10 (adenocarcinoma, Wilm's tumor [nephroblastoma]), bladder and urethra (squamous cell carcinoma, transitional cell carcinoma, adenocarcinoma), prostate (adenocarcinoma, sarcoma), and testis (seminoma, teratoma, embryonal carcinoma, teratocarcinoma, choriocarcinoma, sarcoma, interstitial cell carcinoma, fibroma, fibroadenoma, adenomatoid tumors, lipoma). In some embodiments, the cancer is a urological cancer (e.g., papillary
 15 kidney carcinoma, testicular germ cell cancer, chromophobe renal cell carcinoma, clear cell renal carcinoma, or prostate adenocarcinoma).

Exemplary liver cancers include hepatoma (hepatocellular carcinoma), cholangiocarcinoma, hepatoblastoma, angiosarcoma, hepatocellular adenoma, and hemangioma.

20 Exemplary bone cancers include, for example, osteogenic sarcoma (osteosarcoma), fibrosarcoma, malignant fibrous histiocyoma, chondrosarcoma, Ewing's sarcoma, malignant lymphoma (reticulum cell sarcoma), multiple myeloma, malignant giant cell tumor chordoma, osteochondroma (osteochondrogenous exostoses), benign chondroma, chondroblastoma, chondromyxofibroma, osteoid osteoma, and giant cell tumors

25 Exemplary nervous system cancers include cancers of the skull (osteoma, hemangioma, granuloma, xanthoma, osteitis deformans), meninges (meningioma, meningiosarcoma, gliomatosis), brain (astrocytoma, medulloblastoma, glioma, ependymoma, germinoma (pinealoma), glioblastoma, glioblastoma multiform, oligodendroglioma, schwannoma, retinoblastoma, congenital tumors), and spinal cord (neurofibroma,
 30 meningioma, glioma, sarcoma), as well as neuroblastoma and Lhermitte-Duclos disease.

Exemplary gynecological cancers include cancers of the uterus (endometrial carcinoma), cervix (cervical carcinoma, pre-tumor cervical dysplasia), ovaries (ovarian carcinoma (serous cystadenocarcinoma, serous adenocarcinoma, mucinous cystadenocarcinoma, unclassified carcinoma), granulosa-thecal cell tumors, Sertoli-Leydig

cell tumors, dysgerminoma, malignant teratoma), vulva (squamous cell carcinoma, intraepithelial carcinoma, adenocarcinoma, fibrosarcoma, melanoma), vagina (clear cell carcinoma, squamous cell carcinoma, botryoid sarcoma (embryonal rhabdomyosarcoma), and fallopian tubes (carcinoma).

5 Exemplary skin cancers include melanoma, basal cell carcinoma, squamous cell carcinoma (e.g., cutaneous squamous cell carcinoma), Kaposi's sarcoma, moles dysplastic nevi, lipoma, angioma, dermatofibroma, and keloids. In some embodiments, diseases and indications that are treatable using the compounds of the present disclosure include, but are not limited to, sickle cell disease (e.g., sickle cell anemia), triple-negative breast cancer
10 (TNBC), myelodysplastic syndromes, testicular cancer, bile duct cancer, esophageal cancer, and urothelial carcinoma.

PD-1 pathway blockade with compounds of the present disclosure can also be used for treating infections such as viral, bacteria, fungus and parasite infections. The present disclosure provides a method for treating infections such as viral infections. The method includes
15 administering to a patient in need thereof, a therapeutically effective amount of a compound of Formula (I) or any of the formulas as described herein, a compound as recited in any of the claims and described herein, a salt thereof. Examples of viruses causing infections treatable by methods of the present disclosure include, but are not limit to, human immunodeficiency virus, human papillomavirus, influenza, hepatitis A, B, C or D viruses, adenovirus, poxvirus, herpes
20 simplex viruses, human cytomegalovirus, severe acute respiratory syndrome virus, ebola virus, and measles virus. In some embodiments, viruses causing infections treatable by methods of the present disclosure include, but are not limit to, hepatitis (A, B, or C), herpes virus (e.g., VZV, HSV-1, HAV-6, HSV-II, and CMV, Epstein Barr virus), adenovirus, influenza virus, flaviviruses, echovirus, rhinovirus, coxsackie virus, coronavirus, respiratory syncytial virus,
25 mumps virus, rotavirus, measles virus, rubella virus, parvovirus, vaccinia virus, HTLV virus, dengue virus, papillomavirus, molluscum virus, poliovirus, rabies virus, JC virus, tuberculosis and arboviral encephalitis virus.

The present disclosure provides a method for treating bacterial infections. The method includes administering to a patient in need thereof, a therapeutically effective amount of a
30 compound of Formula (I) or any of the formulas as described herein, a compound as recited in any of the claims and described herein, or a salt thereof. Non-limiting examples of pathogenic bacteria causing infections treatable by methods of the disclosure include chlamydia, rickettsial bacteria, mycobacteria, staphylococci, streptococci, pneumococci, meningococci and conococci, klebsiella, proteus, serratia, pseudomonas, legionella, diphtheria, salmonella, bacilli, cholera,

tetanus, botulism, anthrax, plague, leptospirosis, and Lyme's disease bacteria.

The present disclosure provides a method for treating fungus infections. The method includes administering to a patient in need thereof, a therapeutically effective amount of a compound of Formula (I) or any of the formulas as described herein, a compound as recited in
5 any of the claims and described herein, or a salt thereof. Non-limiting examples of pathogenic fungi causing infections treatable by methods of the disclosure include *Candida* (*albicans*, *krusei*, *glabrata*, *tropicalis*, etc.), *Cryptococcus neoformans*, *Aspergillus* (*fumigatus*, *niger*, etc.), Genus *Mucorales* (*mucor*, *absidia*, *rhizopus*), *Sporothrix schenckii*, *Blastomyces dermatitidis*, *Paracoccidioides brasiliensis*, *Coccidioides immitis* and *Histoplasma capsulatum*.

10 The present disclosure provides a method for treating parasite infections. The method includes administering to a patient in need thereof, a therapeutically effective amount of a compound of Formula (I) or any of the formulas as described herein, a compound as recited in any of the claims and described herein, or a salt thereof. Non-limiting examples of pathogenic
15 parasites causing infections treatable by methods of the disclosure include *Entamoeba histolytica*, *Balantidium coli*, *Naegleria fowleri*, *Acanthamoeba* sp., *Giardia lamblia*, *Cryptosporidium* sp., *Pneumocystis carinii*, *Plasmodium vivax*, *Babesia microti*, *Trypanosoma brucei*, *Trypanosoma cruzi*, *Leishmania donovani*, *Toxoplasma gondii*, and *Nippostrongylus brasiliensis*.

The present disclosure provides a method for treating neurodegenerative diseases or
20 disorders. The method includes administering to a patient in need thereof, a therapeutically effective amount of a compound of Formula (I) or any of the formulas as described herein, a compound as recited in any of the claims and described herein, or a salt thereof. Non-limiting examples of neurodegenerative diseases or disorders include Alzheimer's disease, Parkinson's disease, Huntington's disease, prion disease, Motor neurone diseases, Spinocerebellar ataxia and
25 Spinal muscular atrophy.

It is believed that compounds of Formula (I), or any of the embodiments thereof, may possess satisfactory pharmacological profile and promising biopharmaceutical properties, such as toxicological profile, metabolism and pharmacokinetic properties, solubility, and permeability. It will be understood that determination of appropriate biopharmaceutical
30 properties is within the knowledge of a person skilled in the art, *e.g.*, determination of cytotoxicity in cells or inhibition of certain targets or channels to determine potential toxicity.

The terms "individual" or "patient," used interchangeably, refer to any animal, including mammals, preferably mice, rats, other rodents, rabbits, dogs, cats, swine, cattle, sheep, horses, or primates, and most preferably humans.

The phrase "therapeutically effective amount" refers to the amount of active compound or pharmaceutical agent that elicits the biological or medicinal response in a tissue, system, animal, individual or human that is being sought by a researcher, veterinarian, medical doctor or other clinician.

5 As used herein, the term "treating" or "treatment" refers to one or more of (1) inhibiting the disease; *e.g.*, inhibiting a disease, condition or disorder in an individual who is experiencing or displaying the pathology or symptomatology of the disease, condition or disorder (*i.e.*, arresting further development of the pathology and/or symptomatology); and (2) ameliorating the disease; *e.g.*, ameliorating a disease, condition or disorder in an individual who is experiencing
10 or displaying the pathology or symptomatology of the disease, condition or disorder (*i.e.*, reversing the pathology and/or symptomatology) such as decreasing the severity of disease.

In some embodiments, the compounds of the invention are useful in preventing or reducing the risk of developing any of the diseases referred to herein; *e.g.*, preventing or reducing the risk of developing a disease, condition or disorder in an individual who may be
15 predisposed to the disease, condition or disorder but does not yet experience or display the pathology or symptomatology of the disease.

Combination Therapies

Immune-checkpoint therapies

20 Compounds of the present disclosure can be used in combination with one or more immune checkpoint inhibitors for the treatment of diseases, such as cancer or infections. Exemplary immune checkpoint inhibitors include inhibitors against immune checkpoint molecules such as CBL-B, CD20, CD122, CD96, CD73, CD47, CSF1R, JAK, PI3K delta, PI3K gamma, TAM, arginase, HPK1, A2AR, B7-H3, B7-H4, BTLA, CTLA-4, LAG3, TIM3, TIGIT,
25 CD112R, VISTA, PD-1, PD-L1 and PD-L2. In some embodiments, the immune checkpoint molecule is a stimulatory checkpoint molecule selected from CD27, CD28, CD40, ICOS, OX40, GITR and CD137 (4-1BB). In some embodiments, the immune checkpoint molecule is an inhibitory checkpoint molecule selected from A2AR, B7-H3, B7-H4, BTLA, CTLA-4, IDO, KIR, LAG3, PD-1, TIM3, TIGIT, and VISTA. In some embodiments, the compounds provided
30 herein can be used in combination with one or more agents selected from KIR inhibitors, TIGIT inhibitors, LAIR1 inhibitors, CD160 inhibitors, 2B4 inhibitors and TGF beta inhibitors.

In some embodiments, the compounds provided herein can be used in combination with one or more agonists of immune checkpoint molecules, *e.g.*, OX40, CD27, GITR, and CD137 (also known as 4-1BB).

In some embodiments, the agonist of an immune checkpoint molecule is an agonist of OX40, CD27, CD28, GITR, ICOS, CD40, TLR7/8, and CD137 (also known as 4-1BB).

In some embodiments, the agonist of CD137 is urelumab. In some embodiments, the agonist of CD137 is utomilumab.

5 In some embodiments, the agonist of an immune checkpoint molecule is an agonist of CD40. In some embodiments, the agonist of CD40 is CP-870893, ADC-1013, CDX-1140, SEA-CD40, RO7009789, JNJ-64457107, APX-005M, or Chi Lob 7/4.

In some embodiments, the agonist of an immune checkpoint molecule is an agonist of ICOS. In some embodiments, the agonist of ICOS is GSK-3359609, JTX-2011, or MEDI-
10 570.

In some embodiments, the agonist of an immune checkpoint molecule is an agonist of CD28. In some embodiments, the agonist of CD28 is theralizumab.

In some embodiments, the agonist of an immune checkpoint molecule is an agonist of CD27. In some embodiments, the agonist of CD27 is varlilumab.

15 In some embodiments, the agonist of an immune checkpoint molecule is an agonist of TLR7/8. In some embodiments, the agonist of TLR7/8 is MEDI9197.

In some embodiments, the inhibitor of an immune checkpoint molecule is anti-PD1 antibody, anti-PD-L1 antibody, or anti-CTLA-4 antibody.

In some embodiments, the inhibitor of an immune checkpoint molecule is an inhibitor of
20 PD-1, e.g., an anti-PD-1 monoclonal antibody. In some embodiments, the anti-PD-1 monoclonal antibody is nivolumab, pembrolizumab (also known as MK-3475), pidilizumab, cemiplimab, spartalizumab, camrelizumab, cetrelimab, toripalimab, sintilimab, SHR-1210, PDR001, MGA012, PDR001, AB122, AMP-224, JTX-4014, BGB-108, BCD-100, BAT1306, LZM009, AK105, HLX10, or TSR-042. In some embodiments, the anti-PD-1 monoclonal antibody is
25 nivolumab or pembrolizumab. In some embodiments, the anti-PD1 antibody is pembrolizumab. In some embodiments, the anti-PD-1 monoclonal antibody is MGA012. In some embodiments, the anti-PD1 antibody is SHR-1210. Other anti-cancer agent(s) include antibody therapeutics such as 4-1BB (e.g. urelumab, utomilumab).

In some embodiments, the inhibitor of an immune checkpoint molecule is an inhibitor
30 of PD-L1, e.g., an anti-PD-L1 monoclonal antibody. In some embodiments, the anti-PD-L1 monoclonal antibody is BMS-935559, MEDI4736, MPDL3280A (also known as RG7446), durvalumab (Imfinzi®), atezolizumab (Tecentriq®), Avelumab (Bavencio®), MSB0010718C, tislelizumab, FAZ053, KN035, CS1001, SHR-1316, CBT-502,

A167, STI-A101, CK-301, BGB-A333, MSB-2311, HLX20, or LY3300054. In some embodiments, the anti-PD-L1 monoclonal antibody is MPDL3280A or MEDI4736.

In some embodiments, the inhibitor of an immune checkpoint molecule is an inhibitor of PD-1 and PD-L1, e.g., an anti-PD-1/PD-L1 bispecific antibody. In some embodiments, the anti-PD-1/PD-L1 bispecific antibody is MCLA-136.

In some embodiments, the inhibitor is MCLA-145.

In some embodiments, the inhibitor of an immune checkpoint molecule is an inhibitor of CTLA-4, e.g., an anti-CTLA-4 antibody. In some embodiments, the anti-CTLA-4 antibody is ipilimumab, tremelimumab, AGEN1884, or CP-675,206.

In some embodiments, the inhibitor of an immune checkpoint molecule is an inhibitor of PD-1 and CTLA-4, e.g., an anti-PD-1/CTLA-4 bispecific antibody. In some embodiments, the anti-PD-1/CTLA-4 antibody is AK104.

In some embodiments, the inhibitor of an immune checkpoint molecule is an inhibitor of LAG3, e.g., an anti-LAG3 antibody. In some embodiments, the anti-LAG3 antibody is BMS-986016, LAG525, INCAGN2385, or efitilagimod alpha (IMP321).

In some embodiments, the inhibitor of an immune checkpoint molecule is an inhibitor of CD73. In some embodiments, the inhibitor of CD73 is oleclumab. In some embodiments, the inhibitor of CD73 is MEDI9447.

In some embodiments, the inhibitor of an immune checkpoint molecule is an inhibitor of TIGIT. In some embodiments, the inhibitor of TIGIT is OMP-31M32.

In some embodiments, the inhibitor of an immune checkpoint molecule is an inhibitor of VISTA. In some embodiments, the inhibitor of VISTA is JNJ-61610588 or CA-170.

In some embodiments, the inhibitor of an immune checkpoint molecule is an inhibitor of B7-H3. In some embodiments, the inhibitor of B7-H3 is enoblituzumab, MGD009, or 8H9.

In some embodiments, the inhibitor of an immune checkpoint molecule is an inhibitor of KIR. In some embodiments, the inhibitor of KIR is lirilumab or IPH4102.

In some embodiments, the inhibitor of an immune checkpoint molecule is an inhibitor of A2aR. In some embodiments, the inhibitor of A2aR is CPI-444.

In some embodiments, the inhibitor of an immune checkpoint molecule is an inhibitor of TGF-beta. In some embodiments, the inhibitor of TGF-beta is trabedersen, galusertinib, or M7824.

In some embodiments, the inhibitor of an immune checkpoint molecule is an inhibitor of PI3K-gamma. In some embodiments, the inhibitor of PI3K-gamma is IPI-549.

In some embodiments, the inhibitor of an immune checkpoint molecule is an inhibitor of CD47. In some embodiments, the inhibitor of CD47 is Hu5F9-G4 or TTI-621.

In some embodiments, the inhibitor of an immune checkpoint molecule is an inhibitor of CD70. In some embodiments, the inhibitor of CD70 is cusatuzumab or BMS-936561.

5 In some embodiments, the inhibitor of an immune checkpoint molecule is an inhibitor of TIM3, e.g., an anti-TIM3 antibody. In some embodiments, the anti-TIM3 antibody is INCAGN2390, MBG453, or TSR-022.

In some embodiments, the agonist of an immune checkpoint molecule is an agonist of GITR, e.g., an anti-GITR antibody. In some embodiments, the agonist is TRX518, MK-4166,
10 INCAGN1876, MK-1248, AMG228, BMS-986156, GWN323, MEDI1873, or MEDI6469.

In some embodiments, the agonist of an immune checkpoint molecule is an agonist of OX40, e.g., OX40 agonist antibody or OX40L fusion protein. In some embodiments, the anti-OX40 antibody is MEDI0562, MOXR-0916, PF-04518600, GSK3174998, BMS-986178, or 9B12. In some embodiments, the OX40L fusion protein is MEDI6383.

15 In some embodiments, the inhibitor of an immune checkpoint molecule is an inhibitor of CD20, e.g., an anti-CD20 antibody. In some embodiments, the anti-CD20 antibody is obinutuzumab or rituximab.

The compounds of the present disclosure can be used in combination with bispecific antibodies. In some embodiments, one of the domains of the bispecific antibody targets PD-1,
20 PD-L1, CTLA-4, GITR, OX40, TIM3, LAG3, CD137, ICOS, CD3 or TGF β receptor. In some embodiments, the bispecific antibody binds to PD-1 and PD-L1. In some embodiments, the bispecific antibody that binds to PD-1 and PD-L1 is MCLA-136. In some embodiments, the bispecific antibody binds to PD-L1 and CTLA-4. In some embodiments, the bispecific antibody that binds to PD-L1 and CTLA-4 is AK104.

25 In some embodiments, the compounds of the disclosure can be used in combination with one or more metabolic enzyme inhibitors. In some embodiments, the metabolic enzyme inhibitor is an inhibitor of IDO1, TDO, or arginase. Examples of IDO1 inhibitors include epacadostat, NLG919, BMS-986205, PF-06840003, IOM2983, RG-70099 and LY338196.

As provided throughout, the additional compounds, inhibitors, agents, etc. can be
30 combined with the present compound in a single or continuous dosage form, or they can be administered simultaneously or sequentially as separate dosage forms.

II. Cancer therapies

Cancer cell growth and survival can be impacted by dysfunction in multiple biological pathways. Thus, it may be useful to combine inhibitors of different mechanisms, such as enzyme inhibitors, signal transduction inhibitors, inhibitors of chromatin dynamics or modulators of immune responses, to treat such conditions. Targeting more than one signaling pathway (or more than one biological molecule involved in a given signaling pathway) may reduce the likelihood of drug-resistance arising in a cell population, or reduce the toxicity of treatment.

The compounds of the present disclosure can be used in combination with one or more other therapies for the treatment of diseases, such as cancer or infections. Examples of diseases and indications treatable with combination therapies include those as described herein.

Examples of cancers include solid tumors and non-solid tumors, such as liquid tumors, blood cancers. Examples of infections include viral infections, bacterial infections, fungus infections or parasite infections. For example, the compounds of the present disclosure can be combined with one or more inhibitors of the following kinases for the treatment of cancer: Akt1, Akt2, Akt3, BCL2, CDK, TGF- β R, PKA, PKG, PKC, CaM-kinase, phosphorylase kinase, MEKK, ERK, MAPK, mTOR, EGFR, HER2, HER3, HER4, INS-R, IDH2, IGF-1R, IR-R, PDGF α R, PDGF β R, PI3K (alpha, beta, gamma, delta, and multiple or selective), CSF1R, KIT, FLK-II, KDR/FLK-1, FLK-4, flt-1, FGFR1, FGFR2, FGFR3, FGFR4, c-Met, PARP, Ron, Sea, TRKA, TRKB, TRKC, TAM kinases (Axl, Mer, Tyro3), FLT3, VEGFR/Flt2, Flt4, EphA1, EphA2, EphA3, EphB2, EphB4, Tie2, Src, Fyn, Lck, Fgr, Btk, Fak, SYK, FRK, JAK, ABL, ALK and B-Raf. In some embodiments, the compounds of the present disclosure can be combined with one or more of the following inhibitors for the treatment of cancer or infections. Non-limiting examples of inhibitors that can be combined with the compounds of the present disclosure for treatment of cancer and infections include an FGFR inhibitor (FGFR1, FGFR2, FGFR3 or FGFR4, e.g., pemigatinib (INCY54828), INCB62079), an EGFR (also known as Erb-1 or HER-1) inhibitor (e.g. erlotinib, gefitinib, vandetanib, orsimertinib, cetuximab, necitumumab, or panitumumab), a VEGFR inhibitor or pathway blocker (e.g. bevacizumab, pazopanib, sunitinib, sorafenib, axitinib, regorafenib, ponatinib, cabozantinib, vandetanib, ramucirumab, lenvatinib, ziv-aflibercept), a PARP inhibitor (e.g. olaparib, rucaparib, veliparib or niraparib), a JAK inhibitor (JAK1 and/or JAK2, e.g., ruxolitinib, baricitinib or itacitinib (INCB39110)), an IDO inhibitor (e.g., epacadostat, NLG919, or BMS-986205, MK7162), an LSD1 inhibitor (e.g., INCB59872 and INCB60003), a TDO inhibitor, a PI3K-delta inhibitor (e.g., Parsaclisib (INCB50465) and INCB50797), a PI3K-gamma inhibitor such as PI3K-gamma selective

inhibitor, a Pim inhibitor (e.g., INCB53914), an EGFR inhibitor (also known as ErB-1 or HER-1; e.g. erlotinib, gefitinib, vandetanib, orsimertinib, cetuximab, necitumumab, or panitumumab), a VEGFR inhibitor or pathway blocker (e.g. bevacizumab, pazopanib, sunitinib, sorafenib, axitinib, regorafenib, ponatinib, cabozantinib, vandetanib, ramucirumab, lenvatinib, ziv-
5 aflibercept), a PARP inhibitor (e.g. olaparib, rucaparib, veliparib, talazoparib, or niraparib), a CSF1R inhibitor, a TAM receptor tyrosine kinase (Tyro-3, Axl, and Mer), an adenosine receptor antagonist (e.g., A2a/A2b receptor antagonist), an HPK1 inhibitor, a chemokine receptor inhibitor (e.g. CCR2 or CCR5 inhibitor), a SHP1/2 phosphatase inhibitor, a histone deacetylase inhibitor (HDAC) such as an HDAC8 inhibitor, an angiogenesis inhibitor, an
10 interleukin receptor inhibitor, bromo and extra terminal family members inhibitors (for example, bromodomain inhibitors or BET inhibitors such as INCB54329 and INCB57643), an arginase inhibitor (INCB001158), a PARP inhibitor (such as rucaparib or olaparib), sitravatinib, a B-Raf inhibitor-MEK inhibitor combination (such as encorafenib plus binimetinib, dabrafenib plus trametinib, or cobimetinib plus vemurafenib), and an adenosine receptor antagonist or
15 combinations thereof.

In some embodiments, the compounds of the present disclosure can be combined with a TLR7 agonist (e.g., imiquimod).

The compounds of the present disclosure can further be used in combination with other methods of treating cancers, for example by chemotherapy, irradiation therapy, tumor-targeted
20 therapy, adjuvant therapy, immunotherapy or surgery. Examples of immunotherapy include cytokine treatment (e.g., interferons, GM-CSF, G-CSF, IL-2), CRS-207 immunotherapy, cancer vaccine, monoclonal antibody, bispecific or multi-specific antibody, antibody drug conjugate, adoptive T cell transfer, Toll receptor agonists, STING agonists, RIG-I agonists, oncolytic virotherapy and immunomodulating small molecules, including thalidomide or JAK1/2 inhibitor,
25 PI3K δ inhibitor and the like. The compounds can be administered in combination with one or more anti-cancer drugs, such as a chemotherapeutic agent. Examples of chemotherapeutics include any of: abarelix, aldesleukin, alemtuzumab, alitretinoin, allopurinol, altretamine, anastrozole, arsenic trioxide, asparaginase, azacitidine, bevacizumab, bexarotene, baricitinib, bleomycin, , bortezomib, busulfan intravenous, busulfan oral, calusterone, capecitabine,
30 carboplatin, carmustine, cetuximab, chlorambucil, cisplatin, cladribine, clofarabine, cyclophosphamide, cytarabine, dacarbazine, dactinomycin, dalteparin sodium, dasatinib, daunorubicin, decitabine, denileukin, denileukin diftitox, dexrazoxane, docetaxel, doxorubicin, dromostanolone propionate, eculizumab, epirubicin, erlotinib, estramustine, etoposide phosphate, etoposide, exemestane, fentanyl citrate, filgrastim, floxuridine, fludarabine, fluorouracil,

fulvestrant, gefitinib, gemcitabine, gemtuzumab ozogamicin, goserelin acetate, histrelin acetate, ibritumomab tiuxetan, idarubicin, ifosfamide, imatinib mesylate, interferon alfa 2a, irinotecan, lapatinib ditosylate, lenalidomide, letrozole, leucovorin, leuprolide acetate, levamisole, lomustine, meclorothamine, megestrol acetate, melphalan, mercaptopurine, methotrexate, methoxsalen, mitomycin C, mitotane, mitoxantrone, nandrolone phenpropionate, nelarabine, 5 nofetumomab, oxaliplatin, paclitaxel, pamidronate, panitumumab, pegaspargase, pegfilgrastim, pemetrexed disodium, pentostatin, pipobroman, plicamycin, procarbazine, quinacrine, rasburicase, rituximab, ruxolitinib, sorafenib, streptozocin, sunitinib, sunitinib maleate, tamoxifen, temozolomide, teniposide, testolactone, thalidomide, thioguanine, thiotepa, 10 topotecan, toremifene, tositumomab, trastuzumab, tretinoin, uracil mustard, valrubicin, vinblastine, vincristine, vinorelbine, vorinostat and zoledronate.

Other anti-cancer agent(s) include antibody therapeutics such as trastuzumab (Herceptin), antibodies to costimulatory molecules such as CTLA-4 (e.g., ipilimumab), 4-1BB (e.g. urelumab, utomilumab), antibodies to PD-1 and PD-L1, or antibodies to cytokines (IL-10, TGF- β , etc.). 15 Examples of antibodies to PD-1 and/or PD-L1 that can be combined with compounds of the present disclosure for the treatment of cancer or infections such as viral, bacteria, fungus and parasite infections include, but are not limited to nivolumab, pembrolizumab, atezolizumab, durvalumab, avelumab and SHR-1210.

The compounds of the present disclosure can further be used in combination with one or 20 more anti-inflammatory agents, steroids, immunosuppressants or therapeutic antibodies.

The compounds of Formula (I) or any of the formulas as described herein, a compound as recited in any of the claims and described herein, or salts thereof can be combined with another immunogenic agent, such as cancerous cells, purified tumor antigens (including recombinant proteins, peptides, and carbohydrate molecules), cells, and cells transfected with genes encoding 25 immune stimulating cytokines. Non-limiting examples of tumor vaccines that can be used include peptides of melanoma antigens, such as peptides of gp100, MAGE antigens, Trp-2, MARTI and/or tyrosinase, or tumor cells transfected to express the cytokine GM-CSF.

The compounds of Formula (I) or any of the formulas as described herein, a compound as recited in any of the claims and described herein, or salts thereof can be used in combination 30 with a vaccination protocol for the treatment of cancer. In some embodiments, the tumor cells are transduced to express GM-CSF. In some embodiments, tumor vaccines include the proteins from viruses implicated in human cancers such as Human Papilloma Viruses (HPV), Hepatitis Viruses (HBV and HCV) and Kaposi's Herpes Sarcoma Virus (KHSV). In some embodiments, the compounds of the present disclosure can be used in combination with tumor specific antigen

such as heat shock proteins isolated from tumor tissue itself. In some embodiments, the compounds of Formula (I) or any of the formulas as described herein, a compound as recited in any of the claims and described herein, or salts thereof can be combined with dendritic cells immunization to activate potent anti-tumor responses.

5 The compounds of the present disclosure can be used in combination with bispecific macrocyclic peptides that target Fe alpha or Fe gamma receptor-expressing effectors cells to tumor cells. The compounds of the present disclosure can also be combined with macrocyclic peptides that activate host immune responsiveness.

10 The compounds of the present disclosure can be used in combination with bone marrow transplant for the treatment of a variety of tumors of hematopoietic origin.

 The compounds of Formula (I) or any of the formulas as described herein, a compound as recited in any of the claims and described herein, or salts thereof can be used in combination with vaccines, to stimulate the immune response to pathogens, toxins, and self antigens. Examples of pathogens for which this therapeutic approach may be particularly useful, include
15 pathogens for which there is currently no effective vaccine, or pathogens for which conventional vaccines are less than completely effective. These include, but are not limited to, HIV, Hepatitis (A, B, & C), Influenza, Herpes, Giardia, Malaria, Leishmania, Staphylococcus aureus, Pseudomonas Aeruginosa.

 Viruses causing infections treatable by methods of the present disclosure include, but are
20 not limit to human papillomavirus, influenza, hepatitis A, B, C or D viruses, adenovirus, poxvirus, herpes simplex viruses, human cytomegalovirus, severe acute respiratory syndrome virus, ebola virus, measles virus, herpes virus (e.g., VZV, HSV-1, HAV-6, HSV-II, and CMV, Epstein Barr virus), flaviviruses, echovirus, rhinovirus, coxsackie virus, coronavirus, respiratory syncytial virus, mumpsvirus, rotavirus, measles virus, rubella virus, parvovirus, vaccinia virus,
25 HTLV virus, dengue virus, papillomavirus, molluscum virus, poliovirus, rabies virus, JC virus and arboviral encephalitis virus.

 Pathogenic bacteria causing infections treatable by methods of the disclosure include, but are not limited to, chlamydia, rickettsial bacteria, mycobacteria, staphylococci, streptococci, pneumococci, meningococci and conococci, klebsiella, proteus, serratia, pseudomonas,
30 legionella, diphtheria, salmonella, bacilli, cholera, tetanus, botulism, anthrax, plague, leptospirosis, and Lyme's disease bacteria.

 Pathogenic fungi causing infections treatable by methods of the disclosure include, but are not limited to, Candida (albicans, krusei, glabrata, tropicalis, etc.), Cryptococcus neoformans, Aspergillus (fumigatus, niger, etc.), Genus Mucorales (mucor, absidia, rhizophus), Sporothrix

schenkii, Blastomyces dermatitidis, Paracoccidioides brasiliensis, Coccidioides immitis and Histoplasma capsulatum.

Pathogenic parasites causing infections treatable by methods of the disclosure include, but are not limited to, Entamoeba histolytica, Balantidium coli, Naegleria fowleri, Acanthamoeba sp., Giardia lamblia, Cryptosporidium sp., Pneumocystis carinii, Plasmodium vivax, Babesia microti, Trypanosoma brucei, Trypanosoma cruzi, Leishmania donovani, Toxoplasma gondi, and Nippostrongylus brasiliensis.

When more than one pharmaceutical agent is administered to a patient, they can be administered simultaneously, separately, sequentially, or in combination (e.g., for more than two agents).

IV. Formulation, Dosage Forms and Administration

When employed as pharmaceuticals, the compounds of the present disclosure can be administered in the form of pharmaceutical compositions. Thus the present disclosure provides a composition comprising a compound of Formula (I) or any of the formulas as described herein, a compound as recited in any of the claims and described herein, or a pharmaceutically acceptable salt thereof, or any of the embodiments thereof, and at least one pharmaceutically acceptable carrier or excipient. These compositions can be prepared in a manner well known in the pharmaceutical art, and can be administered by a variety of routes, depending upon whether local or systemic treatment is indicated and upon the area to be treated. Administration may be topical (including transdermal, epidermal, ophthalmic and to mucous membranes including intranasal, vaginal and rectal delivery), pulmonary (e.g., by inhalation or insufflation of powders or aerosols, including by nebulizer; intratracheal or intranasal), oral or parenteral. Parenteral administration includes intravenous, intraarterial, subcutaneous, intraperitoneal intramuscular or injection or infusion; or intracranial, e.g., intrathecal or intraventricular, administration. Parenteral administration can be in the form of a single bolus dose, or may be, e.g., by a continuous perfusion pump. Pharmaceutical compositions and formulations for topical administration may include transdermal patches, ointments, lotions, creams, gels, drops, suppositories, sprays, liquids and powders. Conventional pharmaceutical carriers, aqueous, powder or oily bases, thickeners and the like may be necessary or desirable.

This invention also includes pharmaceutical compositions which contain, as the active ingredient, the compound of the present disclosure or a pharmaceutically acceptable salt thereof, in combination with one or more pharmaceutically acceptable carriers or excipients. In some embodiments, the composition is suitable for topical administration. In making the compositions

of the invention, the active ingredient is typically mixed with an excipient, diluted by an excipient or enclosed within such a carrier in the form of, *e.g.*, a capsule, sachet, paper, or other container. When the excipient serves as a diluent, it can be a solid, semi-solid, or liquid material, which acts as a vehicle, carrier or medium for the active ingredient. Thus, the compositions can be in the form of tablets, pills, powders, lozenges, sachets, cachets, elixirs, suspensions, emulsions, solutions, syrups, aerosols (as a solid or in a liquid medium), ointments containing, *e.g.*, up to 10% by weight of the active compound, soft and hard gelatin capsules, suppositories, sterile injectable solutions and sterile packaged powders.

In preparing a formulation, the active compound can be milled to provide the appropriate particle size prior to combining with the other ingredients. If the active compound is substantially insoluble, it can be milled to a particle size of less than 200 mesh. If the active compound is substantially water soluble, the particle size can be adjusted by milling to provide a substantially uniform distribution in the formulation, *e.g.*, about 40 mesh.

The compounds of the invention may be milled using known milling procedures such as wet milling to obtain a particle size appropriate for tablet formation and for other formulation types. Finely divided (nanoparticulate) preparations of the compounds of the invention can be prepared by processes known in the art see, *e.g.*, WO 2002/000196.

Some examples of suitable excipients include lactose, dextrose, sucrose, sorbitol, mannitol, starches, gum acacia, calcium phosphate, alginates, tragacanth, gelatin, calcium silicate, microcrystalline cellulose, polyvinylpyrrolidone, cellulose, water, syrup and methyl cellulose. The formulations can additionally include: lubricating agents such as talc, magnesium stearate and mineral oil; wetting agents; emulsifying and suspending agents; preserving agents such as methyl- and propylhydroxy-benzoates; sweetening agents; and flavoring agents. The compositions of the invention can be formulated so as to provide quick, sustained or delayed release of the active ingredient after administration to the patient by employing procedures known in the art.

In some embodiments, the pharmaceutical composition comprises silicified microcrystalline cellulose (SMCC) and at least one compound described herein, or a pharmaceutically acceptable salt thereof. In some embodiments, the silicified microcrystalline cellulose comprises about 98% microcrystalline cellulose and about 2% silicon dioxide w/w.

In some embodiments, the composition is a sustained release composition comprising at least one compound described herein, or a pharmaceutically acceptable salt thereof, and at least one pharmaceutically acceptable carrier or excipient. In some embodiments, the composition comprises at least one compound described herein, or a pharmaceutically acceptable salt thereof,

and at least one component selected from microcrystalline cellulose, lactose monohydrate, hydroxypropyl methylcellulose and polyethylene oxide. In some embodiments, the composition comprises at least one compound described herein, or a pharmaceutically acceptable salt thereof, and microcrystalline cellulose, lactose monohydrate and hydroxypropyl methylcellulose. In some
5 embodiments, the composition comprises at least one compound described herein, or a pharmaceutically acceptable salt thereof, and microcrystalline cellulose, lactose monohydrate and polyethylene oxide. In some embodiments, the composition further comprises magnesium stearate or silicon dioxide. In some embodiments, the microcrystalline cellulose is Avicel PH102™. In some embodiments, the lactose monohydrate is Fast-flo 316™. In some
10 embodiments, the hydroxypropyl methylcellulose is hydroxypropyl methylcellulose 2208 K4M (*e.g.*, Methocel K4 M Premier™) and/or hydroxypropyl methylcellulose 2208 K100LV (*e.g.*, Methocel K00LV™). In some embodiments, the polyethylene oxide is polyethylene oxide WSR 1105 (*e.g.*, Polyox WSR 1105™).

In some embodiments, a wet granulation process is used to produce the composition. In
15 some embodiments, a dry granulation process is used to produce the composition.

The compositions can be formulated in a unit dosage form, each dosage containing from about 5 to about 1,000 mg (1 g), more usually about 100 mg to about 500 mg, of the active ingredient. In some embodiments, each dosage contains about 10 mg of the active ingredient. In some
20 embodiments, each dosage contains about 50 mg of the active ingredient. In some embodiments, each dosage contains about 25 mg of the active ingredient. The term "unit dosage forms" refers to physically discrete units suitable as unitary dosages for human subjects and other mammals, each unit containing a predetermined quantity of active material calculated to produce the desired therapeutic effect, in association with a suitable pharmaceutical excipient.

The components used to formulate the pharmaceutical compositions are of high purity
25 and are substantially free of potentially harmful contaminants (*e.g.*, at least National Food grade, generally at least analytical grade, and more typically at least pharmaceutical grade). Particularly for human consumption, the composition is preferably manufactured or formulated under Good Manufacturing Practice standards as defined in the applicable regulations of the U.S. Food and Drug Administration. For example, suitable formulations may be sterile and/or substantially
30 isotonic and/or in full compliance with all Good Manufacturing Practice regulations of the U.S. Food and Drug Administration.

The active compound may be effective over a wide dosage range and is generally administered in a therapeutically effective amount. It will be understood, however, that the amount of the compound actually administered will usually be determined by a physician,

according to the relevant circumstances, including the condition to be treated, the chosen route of administration, the actual compound administered, the age, weight, and response of the individual patient, the severity of the patient's symptoms and the like.

The therapeutic dosage of a compound of the present invention can vary according to, 5 *e.g.*, the particular use for which the treatment is made, the manner of administration of the compound, the health and condition of the patient, and the judgment of the prescribing physician. The proportion or concentration of a compound of the invention in a pharmaceutical composition can vary depending upon a number of factors including dosage, chemical characteristics (*e.g.*, hydrophobicity), and the route of administration. For example, the compounds of the invention 10 can be provided in an aqueous physiological buffer solution containing about 0.1 to about 10% w/v of the compound for parenteral administration. Some typical dose ranges are from about 1 µg/kg to about 1 g/kg of body weight per day. In some embodiments, the dose range is from about 0.01 mg/kg to about 100 mg/kg of body weight per day. The dosage is likely to depend on such variables as the type and extent of progression of the disease or disorder, the overall health 15 status of the particular patient, the relative biological efficacy of the compound selected, formulation of the excipient, and its route of administration. Effective doses can be extrapolated from dose-response curves derived from *in vitro* or animal model test systems.

For preparing solid compositions such as tablets, the principal active ingredient is mixed with a pharmaceutical excipient to form a solid preformulation composition containing a 20 homogeneous mixture of a compound of the present invention. When referring to these preformulation compositions as homogeneous, the active ingredient is typically dispersed evenly throughout the composition so that the composition can be readily subdivided into equally effective unit dosage forms such as tablets, pills and capsules. This solid preformulation is then subdivided into unit dosage forms of the type described above containing from, *e.g.*, about 0.1 to 25 about 1000 mg of the active ingredient of the present invention.

The tablets or pills of the present invention can be coated or otherwise compounded to provide a dosage form affording the advantage of prolonged action. For example, the tablet or pill can comprise an inner dosage and an outer dosage component, the latter being in the form of an envelope over the former. The two components can be separated by an enteric layer which 30 serves to resist disintegration in the stomach and permit the inner component to pass intact into the duodenum or to be delayed in release. A variety of materials can be used for such enteric layers or coatings, such materials including a number of polymeric acids and mixtures of polymeric acids with such materials as shellac, cetyl alcohol and cellulose acetate.

The liquid forms in which the compounds and compositions of the present invention can be incorporated for administration orally or by injection include aqueous solutions, suitably flavored syrups, aqueous or oil suspensions, and flavored emulsions with edible oils such as cottonseed oil, sesame oil, coconut oil, or peanut oil, as well as elixirs and similar pharmaceutical vehicles.

Compositions for inhalation or insufflation include solutions and suspensions in pharmaceutically acceptable, aqueous or organic solvents, or mixtures thereof, and powders. The liquid or solid compositions may contain suitable pharmaceutically acceptable excipients as described *supra*. In some embodiments, the compositions are administered by the oral or nasal respiratory route for local or systemic effect. Compositions can be nebulized by use of inert gases. Nebulized solutions may be breathed directly from the nebulizing device or the nebulizing device can be attached to a face mask, tent, or intermittent positive pressure breathing machine. Solution, suspension, or powder compositions can be administered orally or nasally from devices which deliver the formulation in an appropriate manner.

Topical formulations can contain one or more conventional carriers. In some embodiments, ointments can contain water and one or more hydrophobic carriers selected from, *e.g.*, liquid paraffin, polyoxyethylene alkyl ether, propylene glycol, white Vaseline, and the like. Carrier compositions of creams can be based on water in combination with glycerol and one or more other components, *e.g.*, glycerinmonostearate, PEG-glycerinmonostearate and cetylstearyl alcohol. Gels can be formulated using isopropyl alcohol and water, suitably in combination with other components such as, *e.g.*, glycerol, hydroxyethyl cellulose, and the like. In some embodiments, topical formulations contain at least about 0.1, at least about 0.25, at least about 0.5, at least about 1, at least about 2 or at least about 5 wt % of the compound of the invention. The topical formulations can be suitably packaged in tubes of, *e.g.*, 100 g which are optionally associated with instructions for the treatment of the select indication, *e.g.*, psoriasis or other skin condition.

The amount of compound or composition administered to a patient will vary depending upon what is being administered, the purpose of the administration, such as prophylaxis or therapy, the state of the patient, the manner of administration and the like. In therapeutic applications, compositions can be administered to a patient already suffering from a disease in an amount sufficient to cure or at least partially arrest the symptoms of the disease and its complications. Effective doses will depend on the disease condition being treated as well as by the judgment of the attending clinician depending upon factors such as the severity of the disease, the age, weight and general condition of the patient and the like.

The compositions administered to a patient can be in the form of pharmaceutical compositions described above. These compositions can be sterilized by conventional sterilization techniques, or may be sterile filtered. Aqueous solutions can be packaged for use as is, or lyophilized, the lyophilized preparation being combined with a sterile aqueous carrier prior to administration. The pH of the compound preparations typically will be between 3 and 11, more preferably from 5 to 9 and most preferably from 7 to 8. It will be understood that use of certain of the foregoing excipients, carriers or stabilizers will result in the formation of pharmaceutical salts.

The therapeutic dosage of a compound of the present invention can vary according to, *e.g.*, the particular use for which the treatment is made, the manner of administration of the compound, the health and condition of the patient, and the judgment of the prescribing physician. The proportion or concentration of a compound of the invention in a pharmaceutical composition can vary depending upon a number of factors including dosage, chemical characteristics (*e.g.*, hydrophobicity), and the route of administration. For example, the compounds of the invention can be provided in an aqueous physiological buffer solution containing about 0.1 to about 10% w/v of the compound for parenteral administration. Some typical dose ranges are from about 1 µg/kg to about 1 g/kg of body weight per day. In some embodiments, the dose range is from about 0.01 mg/kg to about 100 mg/kg of body weight per day. The dosage is likely to depend on such variables as the type and extent of progression of the disease or disorder, the overall health status of the particular patient, the relative biological efficacy of the compound selected, formulation of the excipient, and its route of administration. Effective doses can be extrapolated from dose-response curves derived from *in vitro* or animal model test systems.

V. Labeled Compounds and Assay Methods

The compounds of the present disclosure can further be useful in investigations of biological processes in normal and abnormal tissues. Thus, another aspect of the present invention relates to labeled compounds of the invention (radio-labeled, fluorescent-labeled, *etc.*) that would be useful not only in imaging techniques but also in assays, both *in vitro* and *in vivo*, for localizing and quantitating PD-1 or PD-L1 protein in tissue samples, including human, and for identifying PD-L1 ligands by inhibition binding of a labeled compound. Accordingly, the present invention includes PD-1/PD-L1 binding assays that contain such labeled compounds.

The present invention further includes isotopically-labeled compounds of the disclosure. An "isotopically" or "radio-labeled" compound is a compound of the invention where one or more atoms are replaced or substituted by an atom having an atomic mass or mass number

different from the atomic mass or mass number typically found in nature (i.e., naturally occurring). Suitable radionuclides that may be incorporated in compounds of the present invention include but are not limited to ^3H (also written as T for tritium), ^{11}C , ^{13}C , ^{14}C , ^{13}N , ^{15}N , ^{15}O , ^{17}O , ^{18}O , ^{18}F , ^{35}S , ^{36}Cl , ^{82}Br , ^{75}Br , ^{76}Br , ^{77}Br , ^{123}I , ^{124}I , ^{125}I and ^{131}I . For example, one or
5 more hydrogen atoms in a compound of the present disclosure can be replaced by deuterium atoms (e.g., one or more hydrogen atoms of a C_{1-6} alkyl group of Formula (I) can be optionally substituted with deuterium atoms, such as $-\text{CD}_3$ being substituted for $-\text{CH}_3$). In some embodiments, alkyl groups in Formula (I) can be perdeuterated.

One or more constituent atoms of the compounds presented herein can be replaced or
10 substituted with isotopes of the atoms in natural or non-natural abundance. In some embodiments, the compound includes at least one deuterium atom. In some embodiments, the compound includes two or more deuterium atoms. In some embodiments, the compound includes 1-2, 1-3, 1-4, 1-5, or 1-6 deuterium atoms. In some embodiments, all of the hydrogen atoms in a compound can be replaced or substituted by deuterium atoms.

15 Synthetic methods for including isotopes into organic compounds are known in the art (Deuterium Labeling in Organic Chemistry by Alan F. Thomas (New York, N.Y., Appleton-Century-Crofts, 1971; The Renaissance of H/D Exchange by Jens Atzrodt, Volker Derdau, Thorsten Fey and Jochen Zimmermann, Angew. Chem. Int. Ed. 2007, 7744-7765; The Organic Chemistry of Isotopic Labelling by James R. Hanson, Royal Society of Chemistry,
20 2011). Isotopically labeled compounds can be used in various studies such as NMR spectroscopy, metabolism experiments, and/or assays.

Substitution with heavier isotopes, such as deuterium, may afford certain therapeutic advantages resulting from greater metabolic stability, for example, increased *in vivo* half-life or reduced dosage requirements, and hence may be preferred in some circumstances. (see
25 e.g., A. Kerekes et. al. J. Med. Chem. 2011, 54, 201-210; R. Xu et. al. J. Label Compd. Radiopharm. 2015, 58, 308-312). In particular, substitution at one or more metabolism sites may afford one or more of the therapeutic advantages.

The radionuclide that is incorporated in the instant radio-labeled compounds will depend on the specific application of that radio-labeled compound. For example, for *in vitro* PD-L1
30 protein labeling and competition assays, compounds that incorporate ^3H , ^{14}C , ^{82}Br , ^{125}I , ^{131}I , ^{35}S or will generally be most useful. For radio-imaging applications ^{11}C , ^{18}F , ^{125}I , ^{123}I , ^{124}I , ^{131}I , ^{75}Br , ^{76}Br or ^{77}Br can be useful.

It is understood that a “radio-labeled” or “labeled compound” is a compound that has incorporated at least one radionuclide. In some embodiments, the radionuclide is selected from the group consisting of ^3H , ^{14}C , ^{125}I , ^{35}S and ^{82}Br .

5 The present disclosure can further include synthetic methods for incorporating radio-isotopes into compounds of the disclosure. Synthetic methods for incorporating radio-isotopes into organic compounds are well known in the art, and an ordinary skill in the art will readily recognize the methods applicable for the compounds of disclosure.

10 A labeled compound of the invention can be used in a screening assay to identify and/or evaluate compounds. For example, a newly synthesized or identified compound (*i.e.*, test compound) which is labeled can be evaluated for its ability to bind a PD-L1 protein by monitoring its concentration variation when contacting with the PD-L1 protein, through tracking of the labeling. For example, a test compound (labeled) can be evaluated for its ability to reduce binding of another compound which is known to bind to a PD-L1 protein (*i.e.*, standard compound). Accordingly, the ability of a test compound to compete with the standard compound
15 for binding to the PD-L1 protein directly correlates to its binding affinity. Conversely, in some other screening assays, the standard compound is labeled and test compounds are unlabeled. Accordingly, the concentration of the labeled standard compound is monitored in order to evaluate the competition between the standard compound and the test compound, and the relative binding affinity of the test compound is thus ascertained.

20

VI. Kits

The present disclosure also includes pharmaceutical kits useful, *e.g.*, in the treatment or prevention of diseases or disorders associated with the activity of PD-L1 including its interaction with other proteins such as PD-1 and B7-1 (CD80), such as cancer or infections, which include
25 one or more containers containing a pharmaceutical composition comprising a therapeutically effective amount of a compound of Formula (I), or any of the embodiments thereof. Such kits can further include one or more of various conventional pharmaceutical kit components, such as, *e.g.*, containers with one or more pharmaceutically acceptable carriers, additional containers, *etc.*, as will be readily apparent to those skilled in the art. Instructions, either as inserts or as
30 labels, indicating quantities of the components to be administered, guidelines for administration, and/or guidelines for mixing the components, can also be included in the kit.

The following abbreviations may be used herein: aq. (aqueous); br (broad); d (doublet); dd (doublet of doublets); DCM (dichloromethane); DMF (*N,N*-dimethylformamide); Et (ethyl); EtOAc (ethyl acetate); g (gram(s)); h (hour(s)); HPLC (high

performance liquid chromatography); Hz (hertz); J (coupling constant); LCMS (liquid chromatography – mass spectrometry); m (multiplet); M (molar); MS (Mass spectrometry); Me (methyl); MeCN (acetonitrile); MeOH (methanol); mg (milligram(s)); min. (minutes(s)); mL (milliliter(s)); mmol (millimole(s)); nM (nanomolar); NMR (nuclear magnetic resonance spectroscopy); Ph (phenyl); r.t. (room temperature), s (singlet); t (triplet or tertiary); TBS (tert-butyldimethylsilyl); tert (tertiary); tt (triplet of triplets); TFA (trifluoroacetic acid); THF (tetrahydrofuran); µg (microgram(s)); µL (microliter(s)); µM (micromolar); wt % (weight percent).

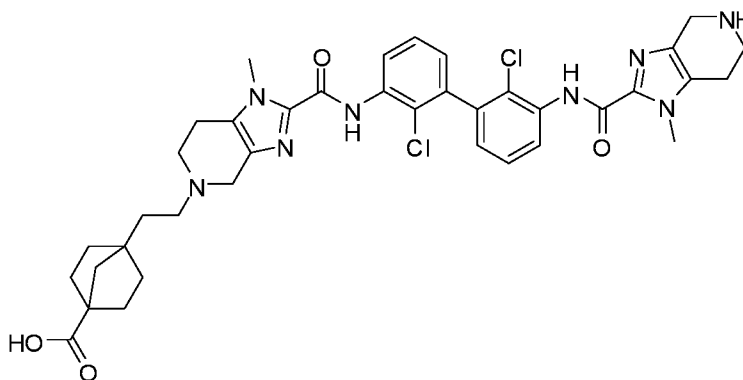
The invention will be described in greater detail by way of specific examples. The following examples are offered for illustrative purposes, and are not intended to limit the invention in any manner. Those of skill in the art will readily recognize a variety of non-critical parameters which can be changed or modified to yield essentially the same results. The compounds of the Examples have been found to inhibit the activity of PD-1/PD-L1 protein/protein interaction according to at least one assay described herein.

EXAMPLES

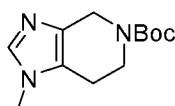
Experimental procedures for compounds of the invention are provided below. Open Access Preparative LCMS Purification of some of the compounds prepared was performed on Waters mass directed fractionation systems. The basic equipment setup, protocols and control software for the operation of these systems have been described in detail in literature. *See, e.g.,* Blom, "Two-Pump At Column Dilution Configuration for Preparative LC-MS", K. Blom, *J. Combi. Chem.*, **2002**, 4, 295-301; Blom *et al.*, "Optimizing Preparative LC-MS Configurations and Methods for Parallel Synthesis Purification", *J. Combi. Chem.*, **2003**, 5, 670-83; and Blom *et al.*, "Preparative LC-MS Purification: Improved Compound Specific Method Optimization", *J. Combi. Chem.*, **2004**, 6, 874-883.

Example 1

4-(2-(2-((2,2'-dichloro-3'-(1-methyl-4,5,6,7-tetrahydro-1H-imidazo[4,5-c]pyridine-2-carboxamido)-[1,1'-biphenyl]-3-yl)carbonyl)-1-methyl-1,4,6,7-tetrahydro-5H-imidazo[4,5-c]pyridin-5-yl)ethyl)bicyclo[2.2.1]heptane-1-carboxylic acid

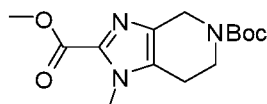


Step 1: tert-butyl 1-methyl-1,4,6,7-tetrahydro-5H-imidazo[4,5-c]pyridine-5-carboxylate



A solution of 1-methyl-4,5,6,7-tetrahydro-1H-imidazo[4,5-c]pyridine (Accela, cat #SY032476; 2.0 g, 14.58 mmol) and (Boc)₂O (3.38 mL, 14.58 mmol) in dichloromethane (60 mL) was stirred at room temperature for 1 h. The reaction was quenched with saturated aqueous NaHCO₃ solution, and extracted with ethyl acetate. The combined organic layers were washed with brine, dried over Na₂SO₄, filtered, and concentrated under reduced pressure. The crude product was used directly in the next step without further purification. LC-MS calculated for C₁₂H₂₀N₃O₂ (M+H)⁺: m/z = 238.2; found 238.2.

Step 2: 5-tert-butyl 2-methyl 1-methyl-6,7-dihydro-1H-imidazo[4,5-c]pyridine-2,5(4H)-dicarboxylate

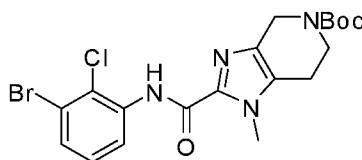


n-Butyllithium in hexanes (2.5 M, 7.00 mL, 17.49 mmol) was added to a cold (-78 °C) solution of tert-butyl 1-methyl-1,4,6,7-tetrahydro-5H-imidazo[4,5-c]pyridine-5-carboxylate (Step 1: 3.46 g, 14.58 mmol) in tetrahydrofuran (60.0 mL). The reaction mixture was stirred at -78 °C for 10 min prior to the addition of methyl chloroformate (1.69 mL, 21.87 mmol). After being stirred at -78 °C for 30 min, the reaction was then quenched with saturated aqueous NaHCO₃ solution, and extracted with ethyl acetate. The combined organic

layers were washed with brine, dried over Na₂SO₄, filtered, and concentrated under reduced pressure. The residue was purified by flash chromatography on a silica gel column eluting with 0-80% ethyl acetate in hexanes to afford the desired product. LC-MS calculated for C₁₄H₂₂N₃O₄ (M+H)⁺: m/z = 296.2; found 296.3.

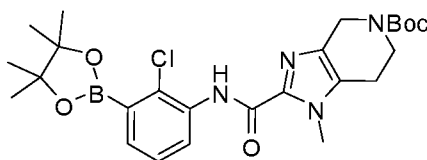
5

Step 3: tert-butyl 2-((3-bromo-2-chlorophenyl)carbamoyl)-1-methyl-1,4,6,7-tetrahydro-5H-imidazo[4,5-c]pyridine-5-carboxylate



Potassium tert-butoxide in THF (1.0 M, 3.39 mL, 3.39 mmol) was added to a solution of 5-tert-butyl 2-methyl 1-methyl-6,7-dihydro-1H-imidazo[4,5-c]pyridine-2,5(4H)-dicarboxylate (Step 2: 500 mg, 1.69 mmol) and 3-bromo-2-chloroaniline (350 mg, 1.69 mmol) in tetrahydrofuran (12.0 mL). After being stirred at room temperature for 30 min, the reaction mixture was quenched with water, and extracted with ethyl acetate. The combined organic layers were washed with brine, dried over Na₂SO₄, filtered, and concentrated under reduced pressure. The residue was purified by flash chromatography on a silica gel column eluting with 0-50% ethyl acetate in hexanes to afford the desired product. LC-MS calculated for C₁₉H₂₃BrClN₄O₃ (M+H)⁺: m/z = 469.1/471.1; found 469.1/471.1.

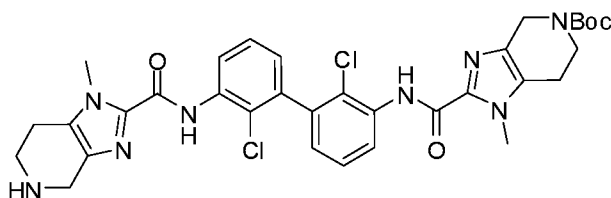
Step 4: tert-butyl 2-((2-chloro-3-(4,4,5,5-tetramethyl-1,3,2-dioxaborolan-2-yl)phenyl)carbamoyl)-1-methyl-1,4,6,7-tetrahydro-5H-imidazo[4,5-c]pyridine-5-carboxylate



A mixture of tert-butyl 2-((3-bromo-2-chlorophenyl)carbamoyl)-1-methyl-1,4,6,7-tetrahydro-5H-imidazo[4,5-c]pyridine-5-carboxylate (Step 3: 1.0 g, 2.129 mmol), 4,4,5,5,4',4',5',5'-octamethyl-[2,2']bi[[1,3,2]dioxaborolanyl] (0.649 g, 2.55 mmol), [1,1'-bis(diphenylphosphino)ferrocene]dichloropalladium(II) complexed with dichloromethane (1:1) (0.174 g, 0.213 mmol) and potassium acetate (0.522 g, 5.32 mmol) in 1,4-dioxane (24.0 mL) was purged with nitrogen and then stirred at 110 °C for 3 h. The reaction mixture was cooled to room temperature, diluted with dichloromethane, and then filtered through Celite. The filtrate was concentrated under reduced pressure, and the residue

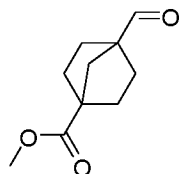
was purified by flash chromatography on a silica gel column eluting with 0-30% ethyl acetate in hexanes to afford the desired product. LC-MS calculated for $C_{25}H_{35}BClN_4O_5$ ($M+H$)⁺: m/z = 517.2; found 517.2.

- 5 *Step 5: tert-butyl 2-((2,2'-dichloro-3'-(1-methyl-4,5,6,7-tetrahydro-1H-imidazo[4,5-c]pyridine-2-carboxamido)-[1,1'-biphenyl]-3-yl)carbamoyl)-1-methyl-1,4,6,7-tetrahydro-5H-imidazo[4,5-c]pyridine-5-carboxylate*



- A mixture of tert-butyl 2-((3-bromo-2-chlorophenyl)carbamoyl)-1-methyl-1,4,6,7-tetrahydro-5H-imidazo[4,5-c]pyridine-5-carboxylate (Step 3: 900 mg, 1.92 mmol) in trifluoroacetic acid (4.0 mL) and dichloromethane (8.0 mL) was stirred at room temperature for 1 h. The reaction mixture was concentrated under reduced pressure. A mixture of the above residue, tert-butyl 2-((2-chloro-3-(4,4,5,5-tetramethyl-1,3,2-dioxaborolan-2-yl)phenyl)carbamoyl)-1-methyl-1,4,6,7-tetrahydro-5H-imidazo[4,5-c]pyridine-5-carboxylate (Step 4: 1188 mg, 2.30 mmol), sodium carbonate (1015 mg, 9.58 mmol) and [1,1-bis(di-cyclohexylphosphino)ferrocene]dichloropalladium(II) (145 mg, 0.19 mmol) in 1,4-dioxane (12.0 mL) and water (6.0 mL) was purged with nitrogen and then stirred at 110 °C for 2 h. After being cooled to room temperature, the reaction mixture was diluted with water and extracted with dichloromethane. The combined organic layers were dried over Na_2SO_4 , filtered, and concentrated under reduced pressure. The residue was purified by flash chromatography on a silica gel column eluting with 0-10% methanol in dichloromethane to afford the desired product. LC-MS calculated for $C_{33}H_{37}Cl_2N_8O_4$ ($M+H$)⁺: m/z = 679.2; found 679.2.

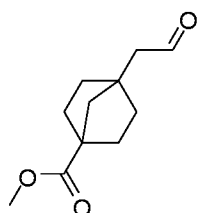
- 25 *Step 6: methyl 4-formylbicyclo[2.2.1]heptane-1-carboxylate*



A mixture of methyl 4-(hydroxymethyl)bicyclo[2.2.1]heptane-1-carboxylate (PharmaBlock, cat#PBZ3820: 400 mg, 2.17 mmol) and Dess-Martin periodinane (1381 mg,

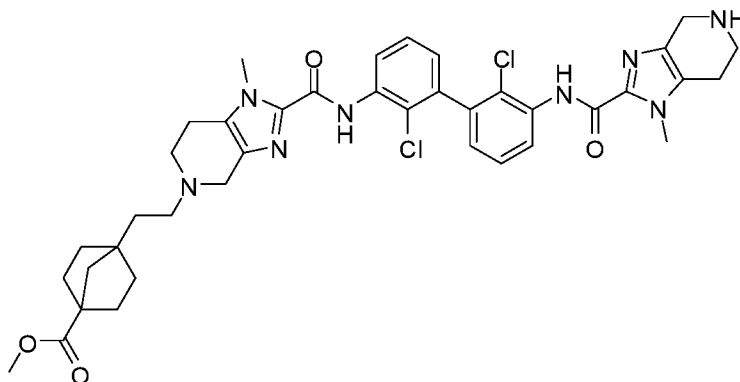
3.26 mmol) in dichloromethane (12.0 mL) was stirred at room temperature for 2 h. The reaction mixture was quenched with 20% aqueous $\text{Na}_2\text{S}_2\text{O}_3$ solution and saturated aqueous NaHCO_3 solution, and extracted with ethyl acetate. The combined organic layers were washed with brine, dried over Na_2SO_4 , filtered, and concentrated under reduced pressure. The
5 crude product was used directly in the next step without further purification.

Step 7: methyl 4-(2-oxoethyl)bicyclo[2.2.1]heptane-1-carboxylate



Potassium tert-butoxide in THF (1.0 M, 4.39 mL, 4.39 mmol) was added to a
10 suspension of chloro(methoxymethyl)triphenylphosphorane (1505 mg, 4.39 mmol) in tetrahydrofuran (12.0 mL). The reaction mixture was stirred at room temperature for 1 h prior to the addition of methyl 4-formylbicyclo[2.2.1]heptane-1-carboxylate (Step 6: 400 mg, 2.195 mmol). After being stirred at room temperature for 5 h, the reaction mixture was quenched with water, and extracted with ethyl acetate. The combined organic layers were
15 washed with brine, dried over Na_2SO_4 , filtered, and concentrated under reduced pressure. The residue was dissolved in tetrahydrofuran (12.0 mL), and then treated with HCl in water (4.0 M, 11 mL, 43.9 mmol) at room temperature for 1 h. The reaction mixture was diluted with water and extracted with ethyl acetate. The combined organic layers were washed with brine, dried over Na_2SO_4 , filtered, and concentrated under reduced pressure. The crude product was
20 used directly in the next step without further purification.

Step 8: methyl 4-(2-(2-((2,2'-dichloro-3'-(1-methyl-4,5,6,7-tetrahydro-1H-imidazo[4,5-c]pyridine-2-carboxamido)-[1,1'-biphenyl]-3-yl)carbamoyl)-1-methyl-1,4,6,7-tetrahydro-5H-imidazo[4,5-c]pyridin-5-yl)ethyl)bicyclo[2.2.1]heptane-1-carboxylate



Methyl 4-(2-oxoethyl)bicyclo[2.2.1]heptane-1-carboxylate (Step 7: 43.3 mg, 0.221 mmol) was added to a mixture of tert-butyl 2-((2,2'-dichloro-3'-(1-methyl-4,5,6,7-tetrahydro-1H-imidazo[4,5-c]pyridine-2-carboxamido)-[1,1'-biphenyl]-3-yl)carbamoyl)-1-methyl-1,4,6,7-tetrahydro-5H-imidazo[4,5-c]pyridine-5-carboxylate (Step 5: 100 mg, 0.147 mmol) and sodium triacetoxyborohydride (94 mg, 0.441 mmol) in dichloromethane (1.5 mL). After being stirred at room temperature for 2 h, the reaction mixture was quenched with saturated aqueous NaHCO₃ solution, and extracted with dichloromethane. The combined organic layers were washed with brine, dried over Na₂SO₄, filtered and concentrated under reduced pressure. The residue was treated with dichloromethane (1.0 mL) and trifluoroacetic acid (0.5 mL) at room temperature for 1 h. The reaction mixture was concentrated under reduced pressure. The residue was treated with saturated aqueous NaHCO₃ solution, and extracted with dichloromethane. The combined organic layers were dried over Na₂SO₄, filtered, and concentrated under reduced pressure. The residue was purified by flash chromatography on a silica gel column eluting with 0-10% methanol in dichloromethane to afford the desired product. LC-MS calculated for C₃₉H₄₅Cl₂N₈O₄ (M+H)⁺: m/z = 759.3; found 759.3.

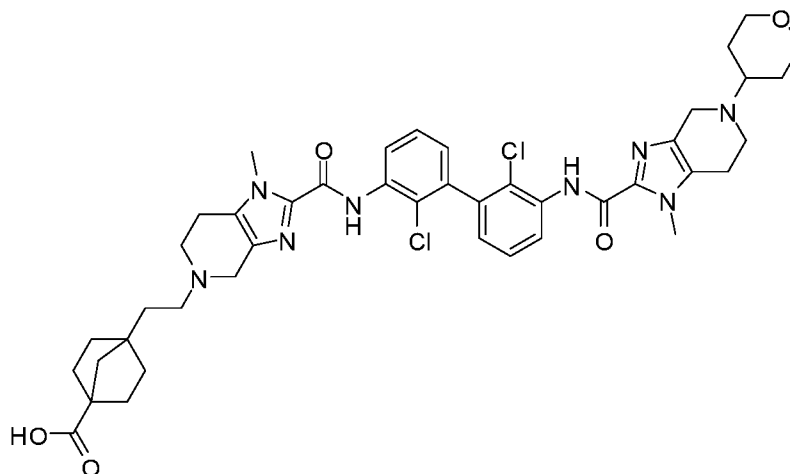
Step 9: 4-(2-(2-((2,2'-dichloro-3'-(1-methyl-4,5,6,7-tetrahydro-1H-imidazo[4,5-c]pyridine-2-carboxamido)-[1,1'-biphenyl]-3-yl)carbamoyl)-1-methyl-1,4,6,7-tetrahydro-5H-imidazo[4,5-c]pyridin-5-yl)ethyl)bicyclo[2.2.1]heptane-1-carboxylic acid

Lithium hydroxide, monohydrate (11.1 mg, 0.263 mmol) was added to a solution of methyl 4-(2-(2-((2,2'-dichloro-3'-(1-methyl-4,5,6,7-tetrahydro-1H-imidazo[4,5-c]pyridine-2-carboxamido)-[1,1'-biphenyl]-3-yl)carbamoyl)-1-methyl-1,4,6,7-tetrahydro-5H-imidazo[4,5-c]pyridin-5-yl)ethyl)bicyclo[2.2.1]heptane-1-carboxylate (Step 8: 40 mg, 0.053 mmol) in

THF/MeOH/water (0.2 mL/0.2 mL/0.1 mL). After being stirred at 30 °C for 3 h, the reaction mixture was diluted with MeOH, and purified by prep-HPLC (pH = 2, acetonitrile/water+TFA) to give the desired product as the TFA salt. LC-MS calculated for $C_{38}H_{43}Cl_2N_8O_4$ ($M+H$)⁺: m/z = 745.3; found 745.3. ¹H NMR (600 MHz, DMSO-*d*₆) δ 9.93 (s, 2H), 9.49 (s, 1H), 8.29 (dd, J = 8.2, 1.3 Hz, 1H), 8.28 (dd, J = 8.2, 1.3 Hz, 1H), 7.51 (t, J = 8.0 Hz, 2H), 7.18 (d, J = 7.5, 2H), 4.55 – 4.44 (m, 1H), 4.28 – 4.15 (m, 3H), 3.95 (s, 3H), 3.95 (s, 3H), 3.87 – 3.78 (m, 1H), 3.54 – 3.38 (m, 3H), 3.32 – 3.20 (m, 2H), 3.18 – 2.92 (m, 4H), 2.04 – 1.82 (m, 4H), 1.58 – 1.48 (m, 4H), 1.45 (s, 2H), 1.42 – 1.32 (m, 2H).

10 Example 2

4-(2-(2-((2,2'-dichloro-3'-(1-methyl-5-(tetrahydro-2H-pyran-4-yl)-4,5,6,7-tetrahydro-1H-imidazo[4,5-c]pyridine-2-carboxamido)-[1,1'-biphenyl]-3-yl)carbamoyl)-1-methyl-1,4,6,7-tetrahydro-5H-imidazo[4,5-c]pyridin-5-yl)ethyl)bicyclo[2.2.1]heptane-1-carboxylic acid

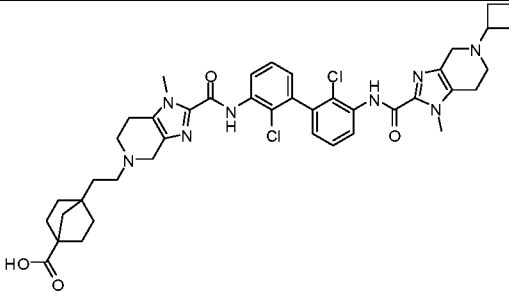
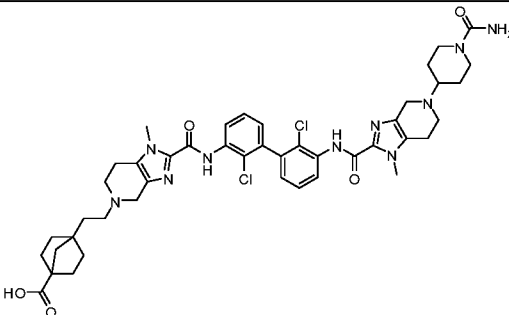
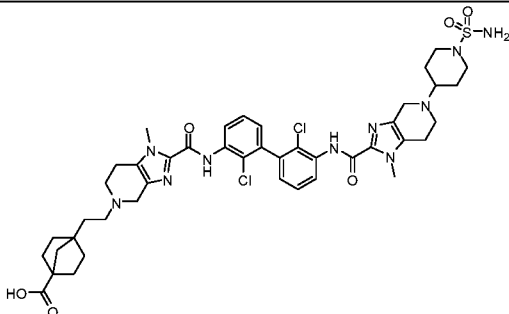
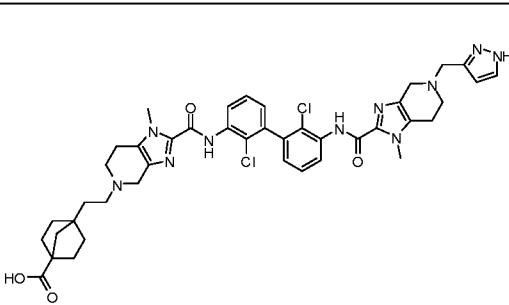


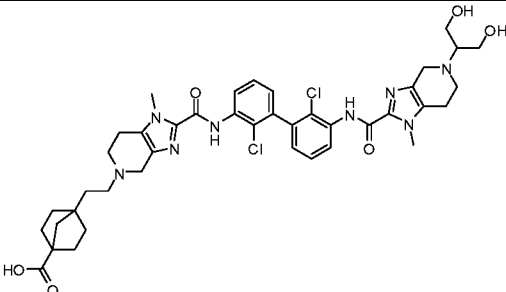
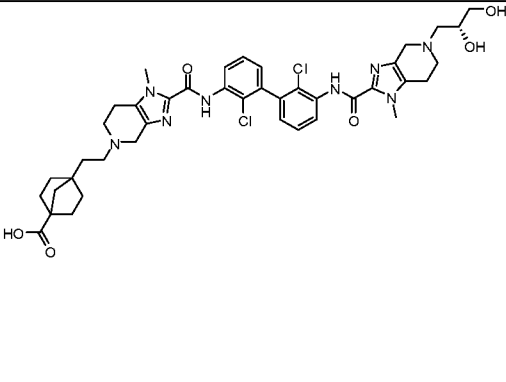
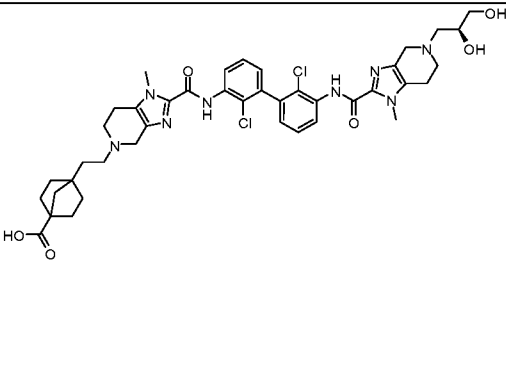
Tetrahydro-4H-pyran-4-one (2.6 mg, 0.026 mmol) was added to a mixture of methyl 4-(2-(2-((2,2'-dichloro-3'-(1-methyl-4,5,6,7-tetrahydro-1H-imidazo[4,5-c]pyridine-2-carboxamido)-[1,1'-biphenyl]-3-yl)carbamoyl)-1-methyl-1,4,6,7-tetrahydro-5H-imidazo[4,5-c]pyridin-5-yl)ethyl)bicyclo[2.2.1]heptane-1-carboxylate (Example 1, Step 8: 10 mg, 0.013 mmol), and sodium triacetoxyborohydride (8.4 mg, 0.039 mmol) in dichloromethane (0.20 mL). After being stirred at room temperature for 2 h, the reaction mixture was quenched with saturated aqueous NaHCO₃ solution, and extracted with dichloromethane. The combined organic layers were washed with brine, dried over Na₂SO₄, filtered and concentrated under reduced pressure. The residue was dissolved in THF/MeOH/water (0.1 mL/0.1 mL/0.05 mL), and treated with lithium hydroxide, monohydrate (2.8 mg, 0.066 mmol). After being stirred at

30 °C for 3 h, the reaction mixture was diluted with methanol, and purified by prep-HPLC (pH = 2, acetonitrile/water+TFA) to give the desired product as the TFA salt. LC-MS calculated for $C_{43}H_{51}Cl_2N_8O_5$ (M+H)⁺: m/z = 829.3; found 829.4. ¹H NMR (500 MHz, DMSO-*d*₆) δ 9.93 (s, 1H), 9.92(s, 1H), 8.31 (dd, *J* = 8.4, 1.4 Hz, 1H), 8.29 (dd, *J* = 8.4, 1.4 Hz, 1H), 7.51 (t, *J* = 7.7 Hz, 2H), 7.18 (d, *J* = 7.6, 1H), 7.18 (d, *J* = 7.6, 1H), 4.56 – 4.18 (m, 4H), 4.04 – 3.97 (m, 2H), 3.96 (s, 3H), 3.95 (s, 3H), 3.95 – 3.78 (m, 2H), 3.68 – 3.56 (m, 1H), 3.50 – 3.20 (m, 6H), 3.15 – 2.94 (m, 4H), 2.13 – 1.70 (m, 8H), 1.59 – 1.48 (m, 4H), 1.46 (s, 2H), 1.42 – 1.32 (m, 2H).

Table 1. The compounds in **Table 1** were prepared in accordance with the synthetic protocols set forth in **Example 2** using the appropriate starting materials.

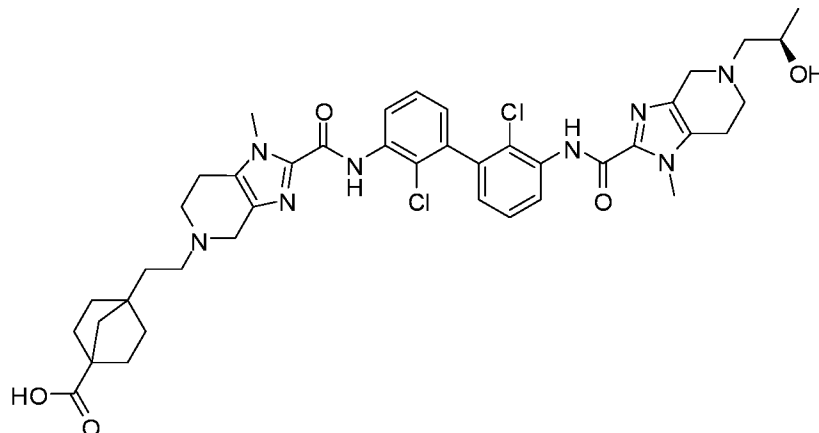
Example #	Name	Structure	LC-MS (M+H) ⁺
3	4-(2-(2-((2,2'-dichloro-3'-(1,5-dimethyl-4,5,6,7-tetrahydro-1H-imidazo[4,5-c]pyridine-2-carboxamido)-[1,1'-biphenyl]-3-yl)carbamoyl)-1-methyl-1,4,6,7-tetrahydro-5H-imidazo[4,5-c]pyridin-5-yl)ethyl)bicyclo[2.2.1]heptane-1-carboxylic acid		759.3
4	4-(2-(2-((2,2'-dichloro-3'-(5-ethyl-1-methyl-4,5,6,7-tetrahydro-1H-imidazo[4,5-c]pyridine-2-carboxamido)-[1,1'-biphenyl]-3-yl)carbamoyl)-1-methyl-1,4,6,7-tetrahydro-5H-imidazo[4,5-c]pyridin-5-yl)ethyl)bicyclo[2.2.1]heptane-1-carboxylic acid		773.3
5	4-(2-(2-((2,2'-dichloro-3'-(5-isopropyl-1-methyl-4,5,6,7-tetrahydro-1H-imidazo[4,5-c]pyridine-2-carboxamido)-[1,1'-biphenyl]-3-yl)carbamoyl)-1-methyl-1,4,6,7-tetrahydro-5H-imidazo[4,5-c]pyridin-5-yl)ethyl)bicyclo[2.2.1]heptane-1-carboxylic acid		787.3

6	4-(2-(2-((2,2'-dichloro-3'-(5-cyclobutyl-1-methyl-4,5,6,7-tetrahydro-1H-imidazo[4,5-c]pyridine-2-carboxamido)-[1,1'-biphenyl]-3-yl)carbamoyl)-1-methyl-1,4,6,7-tetrahydro-5H-imidazo[4,5-c]pyridin-5-yl)ethyl)bicyclo[2.2.1]heptane-1-carboxylic acid		799.3
7	4-(2-(2-((3'-(5-(1-carbamoylpiperidin-4-yl)-1-methyl-4,5,6,7-tetrahydro-1H-imidazo[4,5-c]pyridine-2-carboxamido)-2,2'-dichloro-[1,1'-biphenyl]-3-yl)carbamoyl)-1-methyl-1,4,6,7-tetrahydro-5H-imidazo[4,5-c]pyridin-5-yl)ethyl)bicyclo[2.2.1]heptane-1-carboxylic acid		871.4
8	4-(2-(2-((2,2'-dichloro-3'-(1-methyl-5-(1-sulfamoylpiperidin-4-yl)-4,5,6,7-tetrahydro-1H-imidazo[4,5-c]pyridine-2-carboxamido)-[1,1'-biphenyl]-3-yl)carbamoyl)-1-methyl-1,4,6,7-tetrahydro-5H-imidazo[4,5-c]pyridin-5-yl)ethyl)bicyclo[2.2.1]heptane-1-carboxylic acid		907.4
9	4-(2-(2-((3'-(5-((1H-pyrazol-3-yl)methyl)-1-methyl-4,5,6,7-tetrahydro-1H-imidazo[4,5-c]pyridine-2-carboxamido)-2,2'-dichloro-[1,1'-biphenyl]-3-yl)carbamoyl)-1-methyl-1,4,6,7-tetrahydro-5H-imidazo[4,5-c]pyridin-5-yl)ethyl)bicyclo[2.2.1]heptane-1-carboxylic acid		825.3

10	4-(2-(2-((2,2'-dichloro-3'-(5-(1,3-dihydroxypropan-2-yl)-1-methyl-4,5,6,7-tetrahydro-1H-imidazo[4,5-c]pyridine-2-carboxamido)-[1,1'-biphenyl]-3-yl)carbamoyl)-1-methyl-1,4,6,7-tetrahydro-5H-imidazo[4,5-c]pyridin-5-yl)ethyl)bicyclo[2.2.1]heptane-1-carboxylic acid		819.3
11	(R)-4-(2-(2-((2,2'-dichloro-3'-(5-(2,3-dihydroxypropyl)-1-methyl-4,5,6,7-tetrahydro-1H-imidazo[4,5-c]pyridine-2-carboxamido)-[1,1'-biphenyl]-3-yl)carbamoyl)-1-methyl-1,4,6,7-tetrahydro-5H-imidazo[4,5-c]pyridin-5-yl)ethyl)bicyclo[2.2.1]heptane-1-carboxylic acid		819.3
12	(S)-4-(2-(2-((2,2'-dichloro-3'-(5-(2,3-dihydroxypropyl)-1-methyl-4,5,6,7-tetrahydro-1H-imidazo[4,5-c]pyridine-2-carboxamido)-[1,1'-biphenyl]-3-yl)carbamoyl)-1-methyl-1,4,6,7-tetrahydro-5H-imidazo[4,5-c]pyridin-5-yl)ethyl)bicyclo[2.2.1]heptane-1-carboxylic acid		819.3

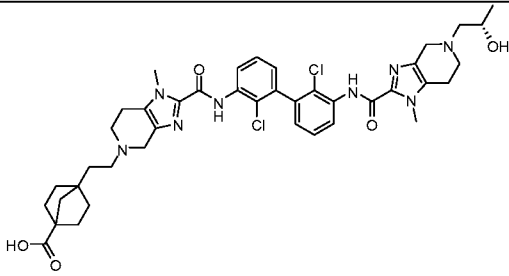
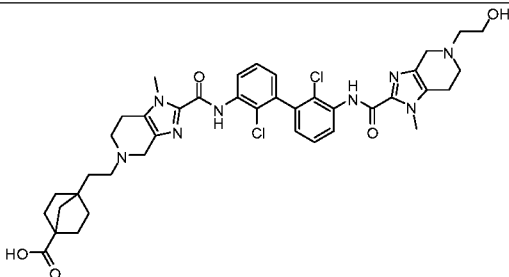
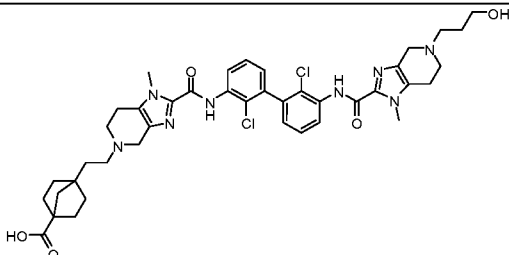
Example 13

(R)-4-(2-(2-((2,2'-dichloro-3'-(5-(2-hydroxypropyl)-1-methyl-4,5,6,7-tetrahydro-1H-imidazo[4,5-c]pyridine-2-carboxamido)-[1,1'-biphenyl]-3-yl)carbamoyl)-1-methyl-1,4,6,7-tetrahydro-5H-imidazo[4,5-c]pyridin-5-yl)ethyl)bicyclo[2.2.1]heptane-1-carboxylic acid



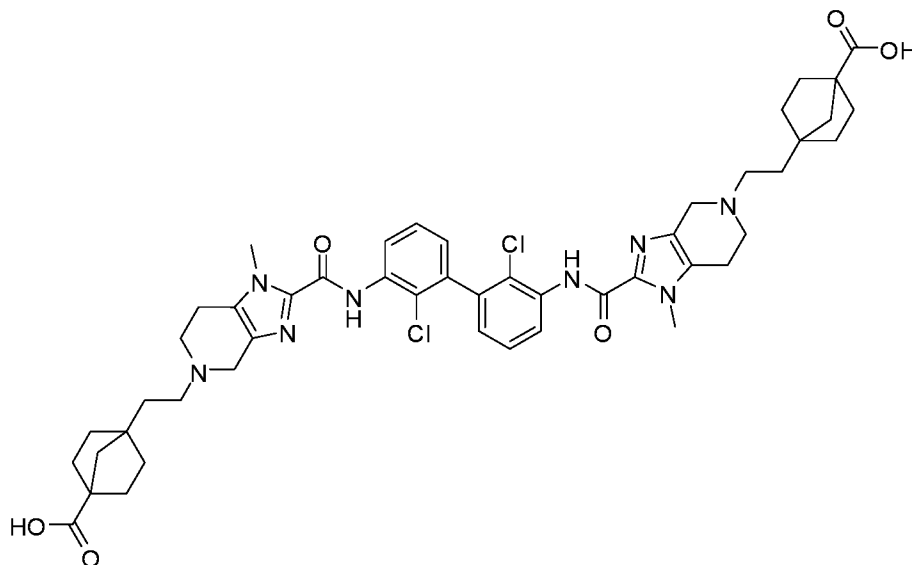
(R)-2-((Tert-butyldimethylsilyl)oxy)propanal (5.0 mg, 0.026 mmol) was added to a mixture of methyl 4-(2-(2-((2,2'-dichloro-3'-(1-methyl-4,5,6,7-tetrahydro-1H-imidazo[4,5-c]pyridine-2-carboxamido)-[1,1'-biphenyl]-3-yl)carbamoyl)-1-methyl-1,4,6,7-tetrahydro-5H-imidazo[4,5-c]pyridin-5-yl)ethyl)bicyclo[2.2.1]heptane-1-carboxylate (Example 1, Step 8: 10 mg, 0.013 mmol), and sodium triacetoxyborohydride (8.4 mg, 0.039 mmol) in dichloromethane (0.20 mL). After being stirred at room temperature for 2 h, the reaction mixture was quenched with saturated aqueous NaHCO₃ solution, and extracted with dichloromethane. The combined organic layers were washed with brine, dried over Na₂SO₄, filtered and concentrated under reduced pressure. The residue was dissolved in methanol (0.10 mL), and then treated with HCl in 1,4-dioxane (4.0 M, 65.8 μL, 0.263 mmol) at 40 °C for 2 h. The reaction mixture was concentrated under reduced pressure. The residue was dissolved in THF/MeOH/water (0.1 mL/0.1 mL/0.05 mL), and then treated with lithium hydroxide, monohydrate (5.5 mg, 0.132 mmol). After being stirred at 30 °C for 3 h, the reaction mixture was diluted with methanol, and purified by prep-HPLC (pH = 2, acetonitrile/water+TFA) to give the desired product as the TFA salt. LC-MS calculated for C₄₁H₄₉Cl₂N₈O₅ (M+H)⁺: m/z = 803.3; found 803.3. ¹H NMR (600 MHz, DMSO-*d*₆) δ 9.93 (s, 2H), 8.32 – 8.25 (m, 2H), 7.51 (t, *J* = 7.9 Hz, 2H), 7.18 (d, *J* = 7.6, 2H), 5.53 (br, 1H), 4.55 – 4.12 (m, 5H), 3.95 (s, 3H), 3.95 (s, 3H), 3.87 – 2.92 (m, 12H), 2.04 – 1.82 (m, 4H), 1.58 – 1.47 (m, 4H), 1.46 (s, 2H), 1.42 – 1.32 (m, 2H), 1.13 (d, *J* = 6.1 Hz, 3H).

Table 2. The compounds in **Table 2** were prepared in accordance with the synthetic protocols set forth in **Example 13** using the appropriate starting materials.

Example #	Name	Structure	LC-MS (M+H) ⁺
14	(S)-4-(2-(2-((2,2'-dichloro-3'-(5-(2-hydroxypropyl)-1-methyl-4,5,6,7-tetrahydro-1H-imidazo[4,5-c]pyridine-2-carboxamido)-[1,1'-biphenyl]-3-yl)carbamoyl)-1-methyl-1,4,6,7-tetrahydro-5H-imidazo[4,5-c]pyridin-5-yl)ethyl)bicyclo[2.2.1]heptane-1-carboxylic acid		803.3
15	4-(2-(2-((2,2'-dichloro-3'-(5-(2-hydroxyethyl)-1-methyl-4,5,6,7-tetrahydro-1H-imidazo[4,5-c]pyridine-2-carboxamido)-[1,1'-biphenyl]-3-yl)carbamoyl)-1-methyl-1,4,6,7-tetrahydro-5H-imidazo[4,5-c]pyridin-5-yl)ethyl)bicyclo[2.2.1]heptane-1-carboxylic acid		789.3
16	4-(2-(2-((2,2'-dichloro-3'-(5-(3-hydroxypropyl)-1-methyl-4,5,6,7-tetrahydro-1H-imidazo[4,5-c]pyridine-2-carboxamido)-[1,1'-biphenyl]-3-yl)carbamoyl)-1-methyl-1,4,6,7-tetrahydro-5H-imidazo[4,5-c]pyridin-5-yl)ethyl)bicyclo[2.2.1]heptane-1-carboxylic acid		803.3

Example 17

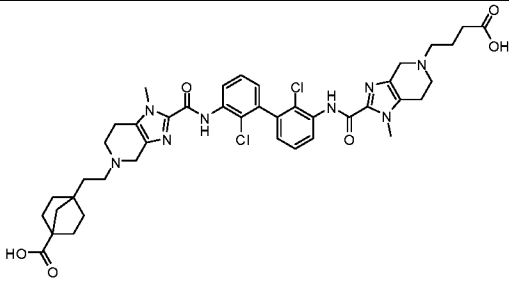
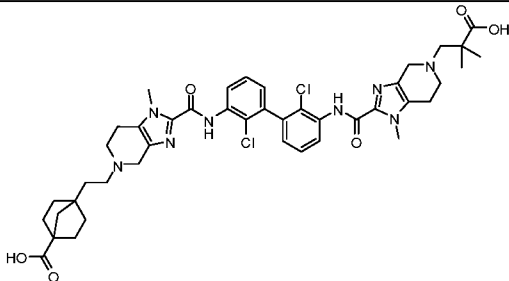
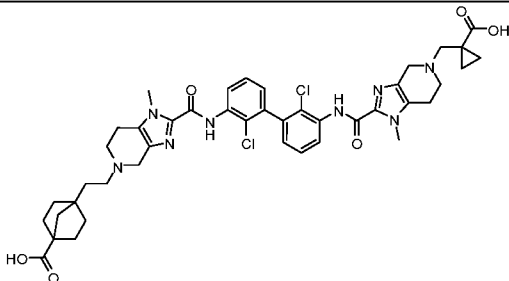
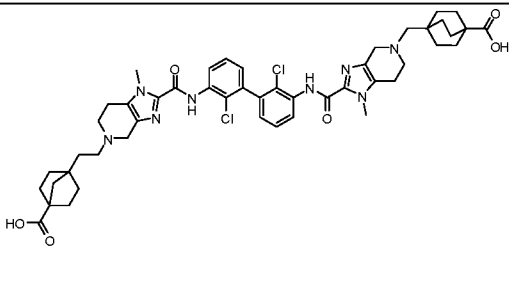
4,4'-((((2,2'-dichloro-[1,1'-biphenyl]-3,3'-diyl)bis(azanediyl))bis(carbonyl))bis(1-methyl-1,4,6,7-tetrahydro-5H-imidazo[4,5-c]pyridine-2,5-diyl))bis(ethane-2,1-diyl))bis(bicyclo[2.2.1]heptane-1-carboxylic acid)

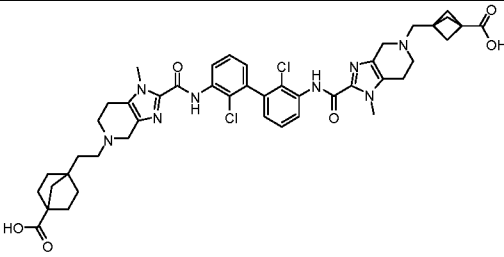
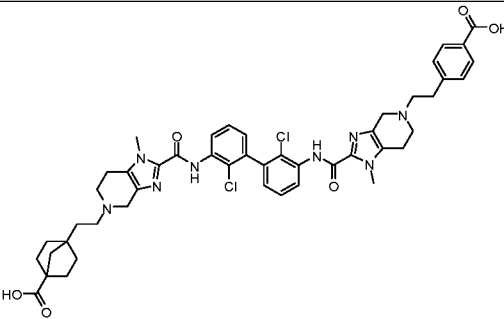
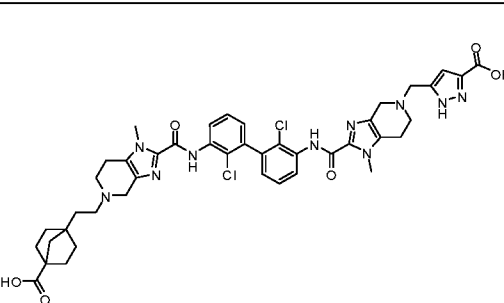


Methyl 4-(2-oxoethyl)bicyclo[2.2.1]heptane-1-carboxylate (Example 1, Step 7: 5.2 mg, 0.026 mmol) was added to a mixture of methyl 4-(2-(2-((2,2'-dichloro-3'-(1-methyl-4,5,6,7-tetrahydro-1H-imidazo[4,5-c]pyridine-2-carboxamido)-[1,1'-biphenyl]-3-yl)carbamoyl)-1-methyl-1,4,6,7-tetrahydro-5H-imidazo[4,5-c]pyridin-5-yl)ethyl)bicyclo[2.2.1]heptane-1-carboxylate (Example 1, Step 8: 10 mg, 0.013 mmol), and sodium triacetoxyborohydride (8.37 mg, 0.039 mmol) in dichloromethane (0.20 mL). After being stirred at room temperature for 2 h, the reaction mixture was quenched with saturated aqueous NaHCO₃ solution, and extracted with dichloromethane. The combined organic layers were washed with brine, dried over Na₂SO₄, filtered and concentrated under reduced pressure. The residue was dissolved in THF/MeOH/water (0.1 mL/0.1 mL/0.05 mL), and treated with lithium hydroxide, monohydrate (5.5 mg, 0.132 mmol). After being stirred at 30 °C for 3 h, the reaction mixture was diluted with methanol, and purified by prep-HPLC (pH = 2, acetonitrile/water+TFA) to give the desired product as the TFA salt. LC-MS calculated for C₄₈H₅₇Cl₂N₈O₆ (M+H)⁺: m/z = 911.4; found 911.4. ¹H NMR (600 MHz, DMSO-*d*₆) δ 12.08 (s, 2H), 9.93 (s, 2H), 8.29 (d, *J* = 8.1 Hz, 2H), 7.51 (t, *J* = 7.9 Hz, 2H), 7.18 (d, *J* = 7.7 Hz, 2H), 4.56 – 4.44 (m, 2H), 4.30 – 4.18 (m, 2H), 3.95 (s, 6H), 3.87 – 3.78 (m, 2H), 3.52 – 3.20 (m, 6H), 3.14 – 2.94 (m, 4H), 2.04 – 1.82 (m, 8H), 1.58 – 1.48 (m, 8H), 1.46 (s, 4H), 1.42 – 1.32 (m, 4H).

Table 3. The compounds in **Table 3** were prepared in accordance with the synthetic protocols set forth in **Example 17** using the appropriate starting materials.

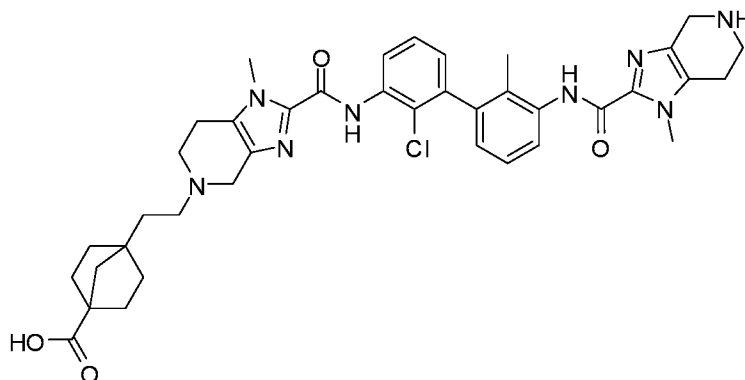
Example #	Name/ ¹ H NMR	Structure	LC-MS (M+H) ⁺
18	<p>4-((2-((3'-(5-(2-(4-carboxybicyclo[2.2.1]heptan-1-yl)ethyl)-1-methyl-4,5,6,7-tetrahydro-1H-imidazo[4,5-c]pyridine-2-carboxamido)-2,2'-dichloro-[1,1'-biphenyl]-3-yl)carbamoyl)-1-methyl-1,4,6,7-tetrahydro-5H-imidazo[4,5-c]pyridin-5-yl)methyl)bicyclo[2.2.1]heptane-1-carboxylic acid</p> <p>¹H NMR (500 MHz, DMSO-<i>d</i>₆) δ 9.93 (s, 1H), 9.92(s, 1H), 8.30 (dd, <i>J</i> = 8.3, 1.6 Hz, 1H), 8.29 (dd, <i>J</i> = 8.3, 1.6 Hz, 1H), 7.51 (t, <i>J</i> = 7.9 Hz, 2H), 7.18 (dd, <i>J</i> = 7.6, 1.6 Hz, 2H), 4.58 – 4.45 (m, 2H), 4.36 – 4.18 (m, 2H), 3.96 (s, 3H), 3.96 (s, 3H), 3.88 – 3.72 (m, 2H), 3.60 – 3.38 (m, 4H), 3.34 – 3.22 (m, 2H), 3.14 – 2.95 (m, 4H), 2.05 – 1.83 (m, 6H), 1.80 – 1.72 (m, 2H), 1.67 (s, 2H), 1.63 – 1.48 (m, 8H), 1.46 (s, 2H), 1.42 – 1.32 (m, 2H).</p>		897.4
19	<p>4-(2-(2-((3'-(5-(carboxymethyl)-1-methyl-4,5,6,7-tetrahydro-1H-imidazo[4,5-c]pyridine-2-carboxamido)-2,2'-dichloro-[1,1'-biphenyl]-3-yl)carbamoyl)-1-methyl-1,4,6,7-tetrahydro-5H-imidazo[4,5-c]pyridin-5-yl)ethyl)bicyclo[2.2.1]heptane-1-carboxylic acid</p>		803.3

20	4-(2-(2-((3'-(5-(3-carboxypropyl)-1-methyl-4,5,6,7-tetrahydro-1H-imidazo[4,5-c]pyridine-2-carboxamido)-2,2'-dichloro-[1,1'-biphenyl]-3-yl)carbamoyl)-1-methyl-1,4,6,7-tetrahydro-5H-imidazo[4,5-c]pyridin-5-yl)ethyl)bicyclo[2.2.1]heptane-1-carboxylic acid		831.3
21	4-(2-(2-((3'-(5-(2-carboxy-2-methylpropyl)-1-methyl-4,5,6,7-tetrahydro-1H-imidazo[4,5-c]pyridine-2-carboxamido)-2,2'-dichloro-[1,1'-biphenyl]-3-yl)carbamoyl)-1-methyl-1,4,6,7-tetrahydro-5H-imidazo[4,5-c]pyridin-5-yl)ethyl)bicyclo[2.2.1]heptane-1-carboxylic acid		845.3
22	4-(2-(2-((3'-(5-((1-carboxycyclopropyl)methyl)-1-methyl-4,5,6,7-tetrahydro-1H-imidazo[4,5-c]pyridine-2-carboxamido)-2,2'-dichloro-[1,1'-biphenyl]-3-yl)carbamoyl)-1-methyl-1,4,6,7-tetrahydro-5H-imidazo[4,5-c]pyridin-5-yl)ethyl)bicyclo[2.2.1]heptane-1-carboxylic acid		843.3
23	4-((2-((3'-(5-(2-(4-carboxybicyclo[2.2.1]heptan-1-yl)ethyl)-1-methyl-4,5,6,7-tetrahydro-1H-imidazo[4,5-c]pyridine-2-carboxamido)-2,2'-dichloro-[1,1'-biphenyl]-3-yl)carbamoyl)-1-methyl-1,4,6,7-tetrahydro-5H-imidazo[4,5-c]pyridin-5-yl)methyl)bicyclo[2.2.2]octane-1-carboxylic acid		911.4

24	3-((2-((3'-(5-(2-(4-carboxybicyclo[2.2.1]heptan-1-yl)ethyl)-1-methyl-4,5,6,7-tetrahydro-1H-imidazo[4,5-c]pyridine-2-carboxamido)-2,2'-dichloro-[1,1'-biphenyl]-3-yl)carbamoyl)-1-methyl-1,4,6,7-tetrahydro-5H-imidazo[4,5-c]pyridin-5-yl)methyl)bicyclo[1.1.1]pentane-1-carboxylic acid		869.4
25	4-(2-(2-((3'-(5-(4-carboxyphenethyl)-1-methyl-4,5,6,7-tetrahydro-1H-imidazo[4,5-c]pyridine-2-carboxamido)-2,2'-dichloro-[1,1'-biphenyl]-3-yl)carbamoyl)-1-methyl-1,4,6,7-tetrahydro-5H-imidazo[4,5-c]pyridin-5-yl)ethyl)bicyclo[2.2.1]heptane-1-carboxylic acid		893.4
26	5-((2-((3'-(5-(2-(4-carboxybicyclo[2.2.1]heptan-1-yl)ethyl)-1-methyl-4,5,6,7-tetrahydro-1H-imidazo[4,5-c]pyridine-2-carboxamido)-2,2'-dichloro-[1,1'-biphenyl]-3-yl)carbamoyl)-1-methyl-1,4,6,7-tetrahydro-5H-imidazo[4,5-c]pyridin-5-yl)methyl)-1H-pyrazole-3-carboxylic acid		869.3

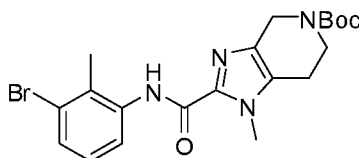
Example 27

4-(2-(2-((2-chloro-2'-methyl-3'-(1-methyl-4,5,6,7-tetrahydro-1H-imidazo[4,5-c]pyridine-2-carboxamido)-[1,1'-biphenyl]-3-yl)carbamoyl)-1-methyl-1,4,6,7-tetrahydro-5H-imidazo[4,5-c]pyridin-5-yl)ethyl)bicyclo[2.2.1]heptane-1-carboxylic acid



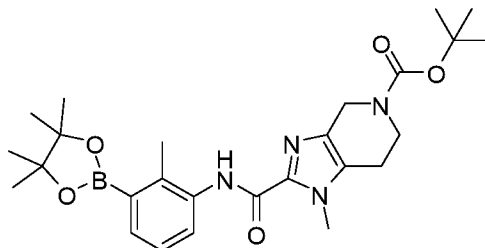
5

Step 1: tert-butyl 2-((3-bromo-2-methylphenyl)carbamoyl)-1-methyl-1,4,6,7-tetrahydro-5H-imidazo[4,5-c]pyridine-5-carboxylate



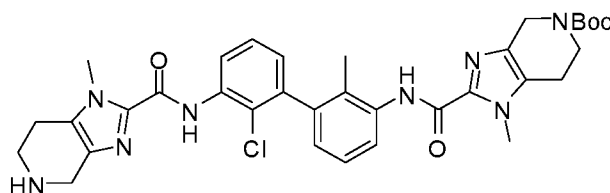
Potassium tert-butoxide in THF (1.0 M, 13.54 mL, 13.54 mmol) was added to a solution of 5-tert-butyl 2-methyl 1-methyl-6,7-dihydro-1H-imidazo[4,5-c]pyridine-2,5(4H)-dicarboxylate (Example 1, Step 2: 2.00 g, 6.77 mmol) and 3-bromo-2-methylaniline (1.26 g, 6.77 mmol) in tetrahydrofuran (34.0 mL). After being stirred at room temperature for 30 min, the reaction mixture was quenched with water, and extracted with ethyl acetate. The combined organic layers were washed with brine, dried over Na₂SO₄, filtered, and concentrated under reduced pressure. The residue was purified by flash chromatography on a silica gel column eluting with 0-50% ethyl acetate in hexanes to afford the desired product. LC-MS calculated for C₂₀H₂₆BrN₄O₃ (M+H)⁺: m/z = 449.1/451.1; found 449.1/451.1.

Step 2: *tert*-butyl 1-methyl-2-((2-methyl-3-(4,4,5,5-tetramethyl-1,3,2-dioxaborolan-2-yl)phenyl)carbamoyl)-1,4,6,7-tetrahydro-5H-imidazo[4,5-*c*]pyridine-5-carboxylate



5 A mixture of *tert*-butyl 2-((3-bromo-2-methylphenyl)carbamoyl)-1-methyl-1,4,6,7-tetrahydro-5H-imidazo[4,5-*c*]pyridine-5-carboxylate (Step 1: 600 mg, 1.34 mmol), 4,4,5,5,4',4',5',5'-octamethyl-[2,2']bi[[1,3,2]dioxaborolanyl] (509 mg, 2.00 mmol), [1,1'-bis(diphenylphosphino)ferrocene]dichloropalladium(II) complexed with dichloromethane (1:1) (109 mg, 0.14 mmol) and potassium acetate (393 mg, 4.01 mmol) in 1,4-dioxane (13.0 mL) was purged with nitrogen and then stirred at 100 °C for 2 h. The reaction mixture was cooled to room temperature, diluted with dichloromethane, and then filtered through Celite. The filtrate was concentrated, and the residue was purified by flash chromatography on a silica gel column eluting with 0-30% ethyl acetate in hexanes to afford the desired product. LC-MS calculated for C₂₆H₃₈BN₄O₅ (M+H)⁺: m/z = 497.3; found 497.3.

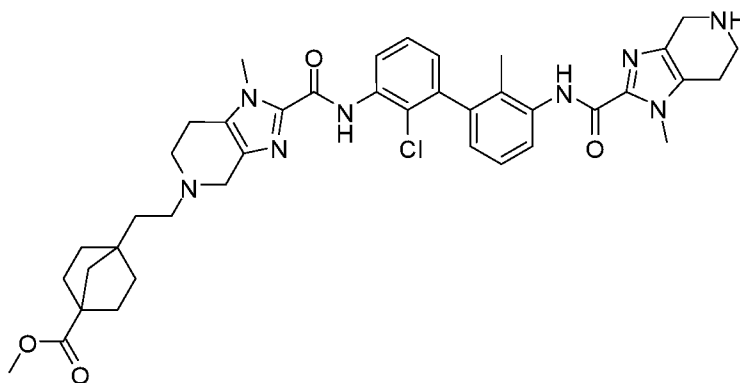
Step 3: *tert*-butyl 2-((2'-chloro-2-methyl-3'-(1-methyl-4,5,6,7-tetrahydro-1H-imidazo[4,5-*c*]pyridine-2-carboxamido)-[1,1'-biphenyl]-3-yl)carbamoyl)-1-methyl-1,4,6,7-tetrahydro-5H-imidazo[4,5-*c*]pyridine-5-carboxylate



20 A solution of *tert*-butyl 2-((3-bromo-2-chlorophenyl)carbamoyl)-1-methyl-1,4,6,7-tetrahydro-5H-imidazo[4,5-*c*]pyridine-5-carboxylate (Example 1, Step 3: 1.0 g, 2.129 mmol) in dichloromethane (8.0 mL) and trifluoroacetic acid (4.0 mL) was stirred at room temperature for 1 h. The reaction mixture was concentrated under reduced pressure. A mixture of the above residue, *tert*-butyl 1-methyl-2-((2-methyl-3-(4,4,5,5-tetramethyl-1,3,2-dioxaborolan-2-yl)phenyl)carbamoyl)-1,4,6,7-tetrahydro-5H-imidazo[4,5-*c*]pyridine-5-carboxylate (Step 2: 1.162 g, 2.342 mmol), sodium carbonate (1.128 g, 10.64 mmol) and

[1,1-bis(di-cyclohexylphosphino)ferrocene]dichloropalladium(II) (0.161 g, 0.213 mmol) in 1,4-dioxane (12.0 mL) and water (6.0 mL) was purged with nitrogen and then stirred at 110 °C for 2 h. After being cooled to room temperature, the reaction mixture was diluted with water and extracted with dichloromethane. The combined organic layers were dried over Na₂SO₄, filtered, and concentrated under reduced pressure. The residue was purified by flash chromatography on a silica gel column eluting with 0-10% methanol in dichloromethane to afford the desired product. LC-MS calculated for C₃₄H₄₀ClN₈O₄ (M+H)⁺: m/z = 659.3; found 659.4.

- 10 *Step 4: methyl 4-(2-(2-((2-chloro-2'-methyl-3'-(1-methyl-4,5,6,7-tetrahydro-1H-imidazo[4,5-c]pyridine-2-carboxamido)-[1,1'-biphenyl]-3-yl)carbamoyl)-1-methyl-1,4,6,7-tetrahydro-5H-imidazo[4,5-c]pyridin-5-yl)ethyl)bicyclo[2.2.1]heptane-1-carboxylate*



- Methyl 4-(2-oxoethyl)bicyclo[2.2.1]heptane-1-carboxylate (Example 1, Step 7: 44.7 mg, 0.228 mmol) was added to a mixture of tert-butyl 2-((2'-chloro-2-methyl-3'-(1-methyl-4,5,6,7-tetrahydro-1H-imidazo[4,5-c]pyridine-2-carboxamido)-[1,1'-biphenyl]-3-yl)carbamoyl)-1-methyl-1,4,6,7-tetrahydro-5H-imidazo[4,5-c]pyridine-5-carboxylate (Step 3: 100 mg, 0.152 mmol) and sodium triacetoxymethylborohydride (96 mg, 0.455 mmol) in dichloromethane (1.5 mL). After being stirred at room temperature for 2 h, the reaction mixture was quenched with saturated aqueous NaHCO₃ solution, and extracted with dichloromethane. The combined organic layers were washed with brine, dried over Na₂SO₄, filtered and concentrated under reduced pressure. The residue was treated with dichloromethane (1.0 mL) and trifluoroacetic acid (0.5 mL) at room temperature for 1 h. The mixture was concentrated under reduced pressure. The residue was treated with saturated aqueous NaHCO₃ solution, and extracted with dichloromethane. The combined organic layers were dried over Na₂SO₄, filtered, and concentrated under reduced pressure. The residue was purified by flash chromatography on a silica gel column eluting with 0-10% methanol in dichloromethane to

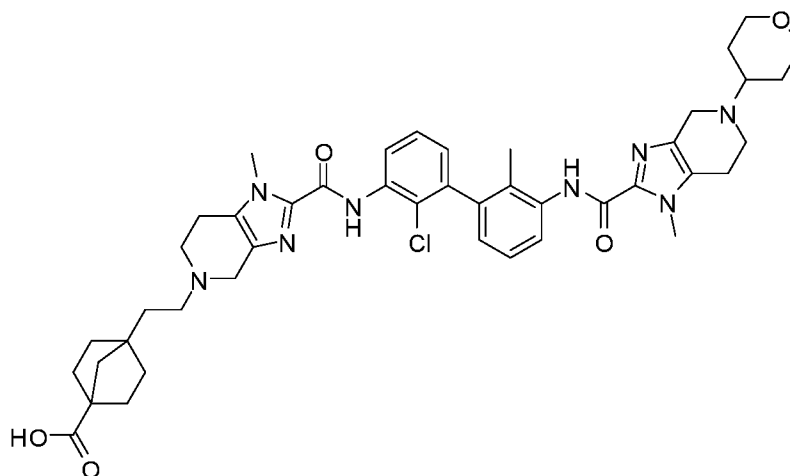
afford the desired product. LC-MS calculated for $C_{40}H_{48}ClN_8O_4$ ($M+H$)⁺: m/z = 739.3; found 739.3.

Step 5: 4-(2-(2-((2-chloro-2'-methyl-3'-(1-methyl-4,5,6,7-tetrahydro-1H-imidazo[4,5-c]pyridine-2-carboxamido)-[1,1'-biphenyl]-3-yl)carbamoyl)-1-methyl-1,4,6,7-tetrahydro-5H-imidazo[4,5-c]pyridin-5-yl)ethyl)bicyclo[2.2.1]heptane-1-carboxylic acid

Lithium hydroxide, monohydrate (2.8 mg, 0.068 mmol) was added to a solution of methyl 4-(2-(2-((2-chloro-2'-methyl-3'-(1-methyl-4,5,6,7-tetrahydro-1H-imidazo[4,5-c]pyridine-2-carboxamido)-[1,1'-biphenyl]-3-yl)carbamoyl)-1-methyl-1,4,6,7-tetrahydro-5H-imidazo[4,5-c]pyridin-5-yl)ethyl)bicyclo[2.2.1]heptane-1-carboxylate (Step 4: 10 mg, 0.014 mmol) in THF/MeOH/water (0.1 mL/0.1 mL/0.05 mL). After being stirred at 30 °C for 3 h, the reaction mixture was diluted with MeOH, and purified by prep-HPLC (pH = 2, acetonitrile/water+TFA) to give the desired product as the TFA salt. LC-MS calculated for $C_{39}H_{46}ClN_8O_4$ ($M+H$)⁺: m/z = 725.3; found 725.3.

Example 28

4-(2-(2-((2-chloro-2'-methyl-3'-(1-methyl-5-(tetrahydro-2H-pyran-4-yl)-4,5,6,7-tetrahydro-1H-imidazo[4,5-c]pyridine-2-carboxamido)-[1,1'-biphenyl]-3-yl)carbamoyl)-1-methyl-1,4,6,7-tetrahydro-5H-imidazo[4,5-c]pyridin-5-yl)ethyl)bicyclo[2.2.1]heptane-1-carboxylic acid

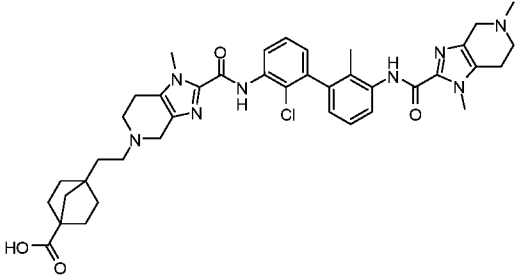
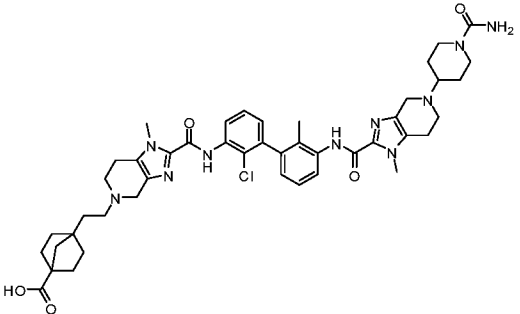


Tetrahydro-4H-pyran-4-one (2.7 mg, 0.027 mmol) was added to a mixture of methyl 4-(2-(2-((2-chloro-2'-methyl-3'-(1-methyl-4,5,6,7-tetrahydro-1H-imidazo[4,5-c]pyridine-2-carboxamido)-[1,1'-biphenyl]-3-yl)carbamoyl)-1-methyl-1,4,6,7-tetrahydro-5H-imidazo[4,5-c]pyridin-5-yl)ethyl)bicyclo[2.2.1]heptane-1-carboxylate (Example 27, Step 4: 10 mg, 0.014

mmol), and sodium triacetoxyborohydride (8.6 mg, 0.041 mmol) in dichloromethane (0.20 mL). After being stirred at room temperature for 2 h, the reaction mixture was quenched with saturated aqueous NaHCO₃ solution, and extracted with dichloromethane. The combined organic layers were washed with brine, dried over Na₂SO₄, filtered and concentrated under reduced pressure. The residue was dissolved in THF/MeOH/water (0.1 mL/0.1 mL/0.05 mL), and treated with lithium hydroxide, monohydrate (2.8 mg, 0.068 mmol). After being stirred at 30 °C for 3 h, the reaction mixture was diluted with methanol, and purified by prep-HPLC (pH = 2, acetonitrile/water+TFA) to give the desired product as the TFA salt. LC-MS calculated for C₄₄H₅₄ClN₈O₅ (M+H)⁺: m/z = 809.4; found 809.4.

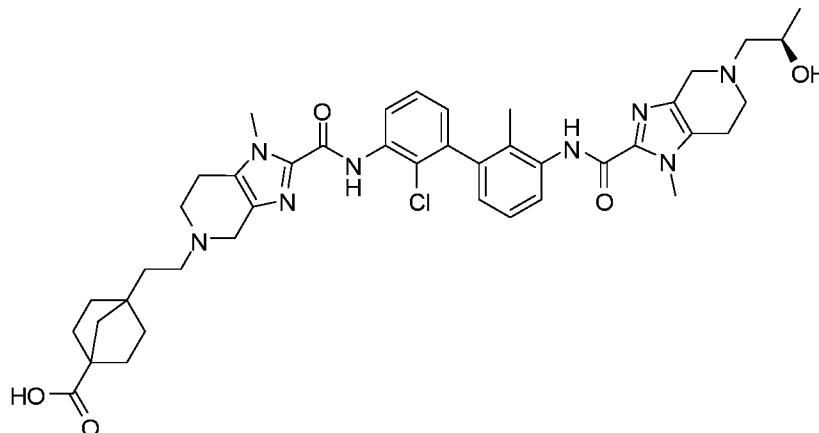
10

Table 4. The compounds in **Table 4** were prepared in accordance with the synthetic protocols set forth in **Example 28** using the appropriate starting materials.

Example #	Name	Structure	LC-MS (M+H) ⁺
29	4-(2-(2-((2-chloro-3'-(1,5-dimethyl-4,5,6,7-tetrahydro-1H-imidazo[4,5-c]pyridine-2-carboxamido)-2'-methyl-[1,1'-biphenyl]-3-yl)carbamoyl)-1-methyl-1,4,6,7-tetrahydro-5H-imidazo[4,5-c]pyridin-5-yl)ethyl)bicyclo[2.2.1]heptane-1-carboxylic acid		739.3
30	4-(2-(2-((3'-(5-(1-carbamoylpiperidin-4-yl)-1-methyl-4,5,6,7-tetrahydro-1H-imidazo[4,5-c]pyridine-2-carboxamido)-2-chloro-2'-methyl-[1,1'-biphenyl]-3-yl)carbamoyl)-1-methyl-1,4,6,7-tetrahydro-5H-imidazo[4,5-c]pyridin-5-yl)ethyl)bicyclo[2.2.1]heptane-1-carboxylic acid		851.4

Example 31

(R)-4-(2-(2-((2-chloro-3'-(5-(2-hydroxypropyl)-1-methyl-4,5,6,7-tetrahydro-1H-imidazo[4,5-c]pyridine-2-carboxamido)-2'-methyl-[1,1'-biphenyl]-3-yl)carbamoyl)-1-methyl-1,4,6,7-tetrahydro-5H-imidazo[4,5-c]pyridin-5-yl)ethyl)bicyclo[2.2.1]heptane-1-carboxylic acid



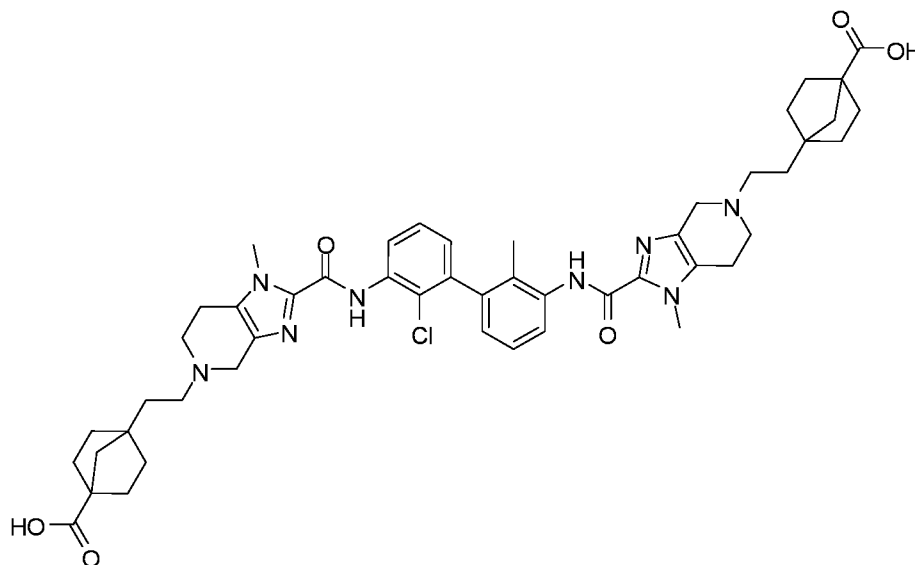
(R)-2-((Tert-butyldimethylsilyl)oxy)propanal (5.1 mg, 0.027 mmol) was added to a mixture of methyl 4-(2-(2-((2-chloro-2'-methyl-3'-(1-methyl-4,5,6,7-tetrahydro-1H-imidazo[4,5-c]pyridine-2-carboxamido)-[1,1'-biphenyl]-3-yl)carbamoyl)-1-methyl-1,4,6,7-tetrahydro-5H-imidazo[4,5-c]pyridin-5-yl)ethyl)bicyclo[2.2.1]heptane-1-carboxylate (Example 27, Step 4: 10 mg, 0.014 mmol), and sodium triacetoxyborohydride (8.6 mg, 0.041 mmol) in dichloromethane (0.20 mL). After being stirred at room temperature for 2 h, the reaction mixture was quenched with saturated aqueous NaHCO₃ solution, and extracted with dichloromethane. The combined organic layers were washed with brine, dried over Na₂SO₄, filtered and concentrated under reduced pressure. The residue was dissolved in methanol (0.10 mL), and then treated with HCl in 1,4-dioxane (4.0 M, 67.6 μ L, 0.271 mmol) at 40 °C for 2 h. The reaction mixture was concentrated under reduced pressure. The residue was dissolved in THF/MeOH/water (0.1 mL/0.1 mL/0.05 mL), and then treated with lithium hydroxide, monohydrate (5.7 mg, 0.135 mmol). After being stirred at 30 °C for 3 h, the reaction mixture was diluted with methanol, and purified by prep-HPLC (pH = 2, acetonitrile/water+TFA) to give the desired product as the TFA salt. LC-MS calculated for C₄₂H₅₂ClN₈O₅ (M+H)⁺: m/z = 783.4; found 783.4. ¹H NMR (600 MHz, DMSO-*d*₆) δ 9.94 (s, 1H), 9.91 (s, 1H), 8.25 (d, *J* = 8.1 Hz, 1H), 7.62 (t, *J* = 8.3 Hz, 1H), 7.48 (t, *J* = 7.9 Hz, 1H), 7.32 (t, *J* = 7.8 Hz, 1H), 7.11 (dd, *J* = 7.5, 1.4 Hz, 1H), 7.04 (d, *J* = 7.5 Hz, 1H) 5.55 (br, 1H), 4.55 – 4.14 (m, 5H), 3.95 (s, 3H), 3.91 (s, 3H), 3.88 – 2.95 (m, 12H), 2.04 – 1.82 (m, 7H), 1.58 – 1.47 (m, 4H), 1.46 (s, 2H), 1.42 – 1.32 (m, 2H), 1.14 (d, *J* = 6.0 Hz, 3H).

Table 5. The compounds in **Table 5** were prepared in accordance with the synthetic protocols set forth in **Example 31** using the appropriate starting materials.

Example #	Name	Structure	LC-MS (M+H) ⁺
32	(S)-4-(2-(2-((2-chloro-3'-(5-(2-hydroxypropyl)-1-methyl-4,5,6,7-tetrahydro-1H-imidazo[4,5-c]pyridine-2-carboxamido)-2'-methyl-[1,1'-biphenyl]-3-yl)carbamoyl)-1-methyl-1,4,6,7-tetrahydro-5H-imidazo[4,5-c]pyridin-5-yl)ethyl)bicyclo[2.2.1]heptane-1-carboxylic acid		783.4
33	4-(2-(2-((2-chloro-3'-(5-(2-hydroxyethyl)-1-methyl-4,5,6,7-tetrahydro-1H-imidazo[4,5-c]pyridine-2-carboxamido)-2'-methyl-[1,1'-biphenyl]-3-yl)carbamoyl)-1-methyl-1,4,6,7-tetrahydro-5H-imidazo[4,5-c]pyridin-5-yl)ethyl)bicyclo[2.2.1]heptane-1-carboxylic acid		769.4

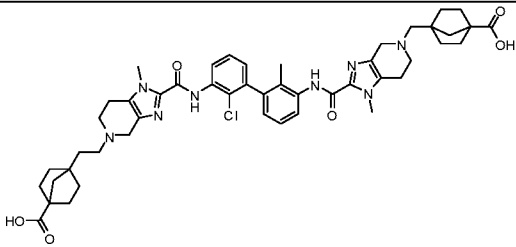
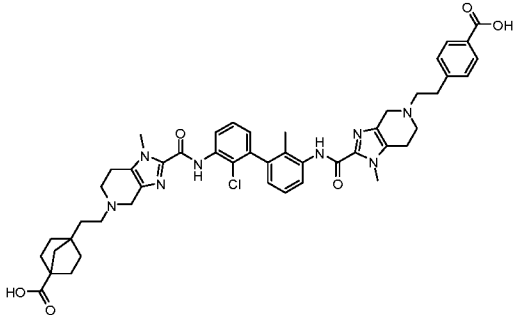
Example 34

4,4'-((((2-chloro-2'-methyl-[1,1'-biphenyl]-3,3'-diyl)bis(azanediyl))bis(carbonyl))bis(1-methyl-1,4,6,7-tetrahydro-5H-imidazo[4,5-c]pyridine-2,5-diyl))bis(ethane-2,1-diyl))bis(bicyclo[2.2.1]heptane-1-carboxylic acid)



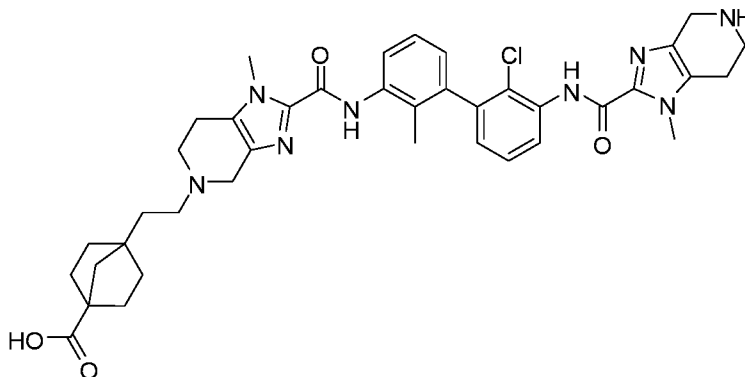
Methyl 4-(2-oxoethyl)bicyclo[2.2.1]heptane-1-carboxylate (Example 1, Step 7: 5.3 mg, 0.027 mmol) was added to a mixture of methyl 4-(2-(2-((2-chloro-2'-methyl-3'-(1-methyl-4,5,6,7-tetrahydro-1H-imidazo[4,5-c]pyridine-2-carboxamido)-[1,1'-biphenyl]-3-yl)carbamoyl)-1-methyl-1,4,6,7-tetrahydro-5H-imidazo[4,5-c]pyridin-5-yl)ethyl)bicyclo[2.2.1]heptane-1-carboxylate (Example 27, Step 4: 10 mg, 0.014 mmol), and sodium triacetoxyborohydride (8.6 mg, 0.041 mmol) in dichloromethane (0.20 mL). After being stirred at room temperature for 2 h, the reaction mixture was quenched with saturated aqueous NaHCO₃ solution, and extracted with dichloromethane. The combined organic layers were washed with brine, dried over Na₂SO₄, filtered and concentrated under reduced pressure. The residue was dissolved in THF/MeOH/water (0.1 mL/0.1 mL/0.05 mL), and then treated with lithium hydroxide, monohydrate (5.7 mg, 0.135 mmol). After being stirred at 30 °C for 3 h, the reaction mixture was diluted with methanol, and purified by prep-HPLC (pH = 2, acetonitrile/water+TFA) to give the desired product as the TFA salt. LC-MS calculated for C₄₉H₆₀ClN₈O₆ (M+H)⁺: m/z = 891.4; found 891.4.

Table 6. The compounds in **Table 6** were prepared in accordance with the synthetic protocols set forth in **Example 34** using the appropriate starting materials.

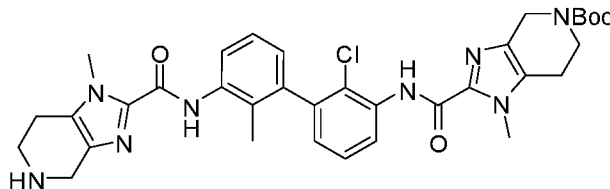
Example #	Name	Structure	LC-MS (M+H) ⁺
35	4-((2-((3'-(5-(2-(4-carboxybicyclo[2.2.1]heptan-1-yl)ethyl)-1-methyl-4,5,6,7-tetrahydro-1H-imidazo[4,5-c]pyridine-2-carboxamido)-2'-chloro-2-methyl-[1,1'-biphenyl]-3-yl)carbamoyl)-1-methyl-1,4,6,7-tetrahydro-5H-imidazo[4,5-c]pyridin-5-yl)methyl)bicyclo[2.2.1]heptane-1-carboxylic acid		877.4
36	4-(2-(2-((3'-(5-(4-carboxyphenethyl)-1-methyl-4,5,6,7-tetrahydro-1H-imidazo[4,5-c]pyridine-2-carboxamido)-2'-chloro-2-methyl-[1,1'-biphenyl]-3-yl)carbamoyl)-1-methyl-1,4,6,7-tetrahydro-5H-imidazo[4,5-c]pyridin-5-yl)ethyl)bicyclo[2.2.1]heptane-1-carboxylic acid		873.4

Example 37

- 5 **4-(2-(2-((2'-chloro-2-methyl-3'-(1-methyl-4,5,6,7-tetrahydro-1H-imidazo[4,5-c]pyridine-2-carboxamido)-[1,1'-biphenyl]-3-yl)carbamoyl)-1-methyl-1,4,6,7-tetrahydro-5H-imidazo[4,5-c]pyridin-5-yl)ethyl)bicyclo[2.2.1]heptane-1-carboxylic acid**

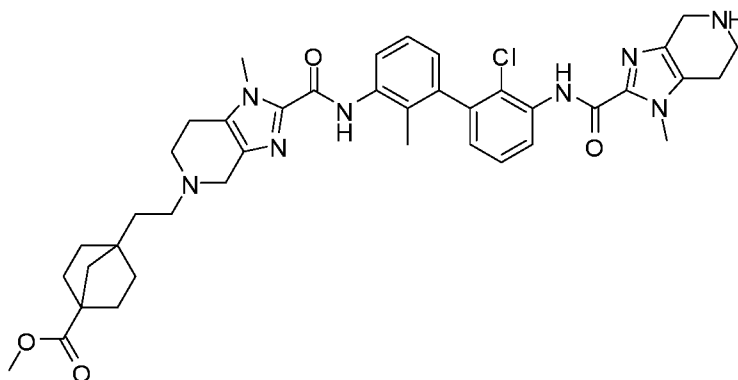


Step 1: *tert*-butyl 2-((2-chloro-2'-methyl-3'-(1-methyl-4,5,6,7-tetrahydro-1H-imidazo[4,5-c]pyridine-2-carboxamido)-[1,1'-biphenyl]-3-yl)carbamoyl)-1-methyl-1,4,6,7-tetrahydro-5H-imidazo[4,5-c]pyridine-5-carboxylate



A solution of *tert*-butyl 1-methyl-2-((2-methyl-3-(4,4,5,5-tetramethyl-1,3,2-dioxaborolan-2-yl)phenyl)carbamoyl)-1,4,6,7-tetrahydro-5H-imidazo[4,5-c]pyridine-5-carboxylate (Example 27, Step 2: 254 mg, 0.511 mmol) in dichloromethane (1.0 mL) and trifluoroacetic acid (0.5 mL) was stirred at room temperature for 30 min. The reaction mixture was concentrated under reduced pressure. A mixture of the residue, *tert*-butyl 2-((3-bromo-2-chlorophenyl)carbamoyl)-1-methyl-1,4,6,7-tetrahydro-5H-imidazo[4,5-c]pyridine-5-carboxylate (Example 1, Step 3: 200 mg, 0.426 mmol), sodium carbonate (226 mg, 2.129 mmol) and [1,1-bis(di-cyclohexylphosphino)ferrocene]dichloropalladium(II) (32.3 mg, 0.043 mmol) in 1,4-dioxane (2.0 mL) and water (2.0 mL) was purged with nitrogen and then stirred at 110 °C for 2 h. After being cooled to room temperature, the reaction mixture was diluted with water and extracted with dichloromethane. The combined organic layers were washed with brine, dried over Na₂SO₄, filtered, and concentrated under reduced pressure. The residue was purified by flash chromatography on a silica gel column eluting with 0-10% methanol in dichloromethane to afford the desired product. LC-MS calculated for C₃₄H₄₀ClN₈O₄ (M+H)⁺: m/z = 659.3; found 659.3.

Step 2: *methyl* 4-(2-(2-((2'-chloro-2-methyl-3'-(1-methyl-4,5,6,7-tetrahydro-1H-imidazo[4,5-c]pyridine-2-carboxamido)-[1,1'-biphenyl]-3-yl)carbamoyl)-1-methyl-1,4,6,7-tetrahydro-5H-imidazo[4,5-c]pyridine-5-yl)ethyl)bicyclo[2.2.1]heptane-1-carboxylate



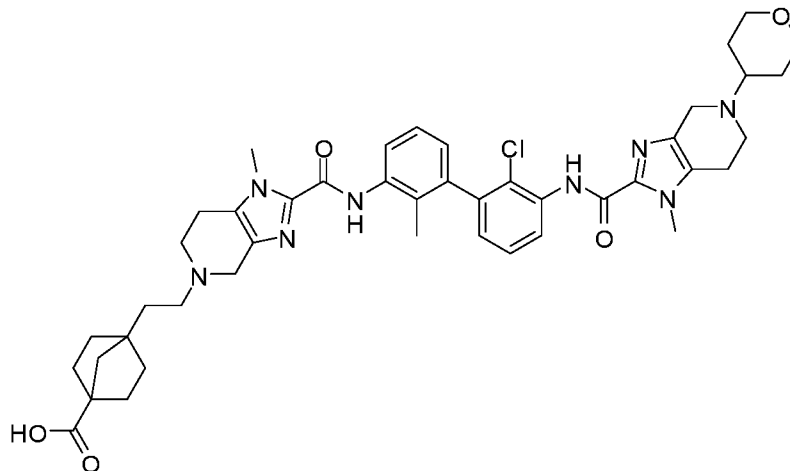
Methyl 4-(2-oxoethyl)bicyclo[2.2.1]heptane-1-carboxylate (Example 1, Step 7: 44.7 mg, 0.228 mmol) was added to a mixture of tert-butyl 2-((2-chloro-2'-methyl-3'-(1-methyl-4,5,6,7-tetrahydro-1H-imidazo[4,5-c]pyridine-2-carboxamido)-[1,1'-biphenyl]-3-yl)carbamoyl)-1-methyl-1,4,6,7-tetrahydro-5H-imidazo[4,5-c]pyridine-5-carboxylate (Step 1: 100 mg, 0.152 mmol), and sodium triacetoxyborohydride (96 mg, 0.455 mmol) in dichloromethane (1.5 mL). After being stirred at room temperature for 2 h, the reaction mixture was quenched with saturated aqueous NaHCO₃ solution, and extracted with dichloromethane. The combined organic layers were washed with brine, dried over Na₂SO₄, filtered and concentrated under reduced pressure. The residue was treated with dichloromethane (1.0 mL) and trifluoroacetic acid (0.5 mL) at room temperature for 1 h. The mixture was concentrated under reduced pressure. The residue was treated with saturated aqueous NaHCO₃ solution, and extracted with dichloromethane. The combined organic layers were dried over Na₂SO₄, filtered, and concentrated under reduced pressure. The residue was purified by flash chromatography on a silica gel column eluting with 0-10% methanol in dichloromethane to afford the desired product. LC-MS calculated for C₄₀H₄₈ClN₈O₄ (M+H)⁺: m/z = 739.3; found 739.3.

Step 3: 4-(2-(2-((2'-chloro-2-methyl-3'-(1-methyl-4,5,6,7-tetrahydro-1H-imidazo[4,5-c]pyridine-2-carboxamido)-[1,1'-biphenyl]-3-yl)carbamoyl)-1-methyl-1,4,6,7-tetrahydro-5H-imidazo[4,5-c]pyridin-5-yl)ethyl)bicyclo[2.2.1]heptane-1-carboxylic acid

Lithium hydroxide, monohydrate (2.8 mg, 0.068 mmol) was added to a solution of methyl 4-(2-(2-((2'-chloro-2-methyl-3'-(1-methyl-4,5,6,7-tetrahydro-1H-imidazo[4,5-c]pyridine-2-carboxamido)-[1,1'-biphenyl]-3-yl)carbamoyl)-1-methyl-1,4,6,7-tetrahydro-5H-imidazo[4,5-c]pyridin-5-yl)ethyl)bicyclo[2.2.1]heptane-1-carboxylate (Step 2: 10.0 mg, 0.014 mmol) in THF/MeOH/water (0.1 mL/0.1 mL/0.05 mL). After being stirred at 30 °C for 3 h, the reaction mixture was diluted with MeOH, and purified by prep-HPLC (pH = 2, acetonitrile/water+TFA) to give the desired product as the TFA salt. LC-MS calculated for C₃₉H₄₆ClN₈O₄ (M+H)⁺: m/z = 725.3; found 725.3.

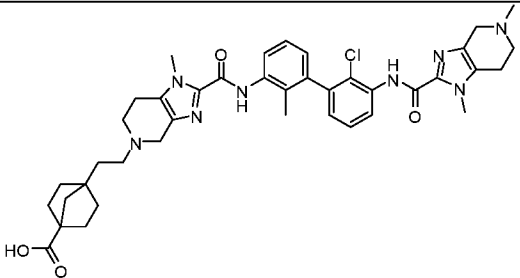
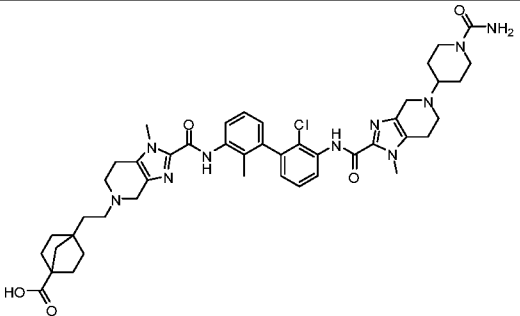
Example 38

4-(2-(2-((2'-chloro-2-methyl-3'-(1-methyl-5-(tetrahydro-2H-pyran-4-yl)-4,5,6,7-tetrahydro-1H-imidazo[4,5-c]pyridine-2-carboxamido)-[1,1'-biphenyl]-3-yl)carbamoyl)-1-methyl-1,4,6,7-tetrahydro-5H-imidazo[4,5-c]pyridin-5-yl)ethyl)bicyclo[2.2.1]heptane-1-carboxylic acid



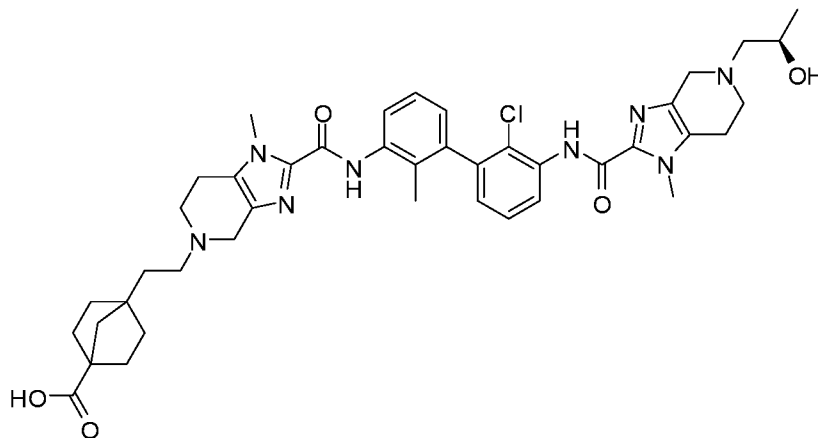
Tetrahydro-4H-pyran-4-one (2.7 mg, 0.027 mmol) was added to a mixture of methyl 4-(2-(2-((2'-chloro-2-methyl-3'-(1-methyl-4,5,6,7-tetrahydro-1H-imidazo[4,5-c]pyridine-2-carboxamido)-[1,1'-biphenyl]-3-yl)carbamoyl)-1-methyl-1,4,6,7-tetrahydro-5H-imidazo[4,5-c]pyridin-5-yl)ethyl)bicyclo[2.2.1]heptane-1-carboxylate (Example 37, Step 2: 10.0 mg, 0.014 mmol), and sodium triacetoxymethylborohydride (8.6 mg, 0.041 mmol) in dichloromethane (0.20 mL). After being stirred at room temperature for 2 h, the reaction mixture was quenched with saturated aqueous NaHCO₃ solution, and extracted with dichloromethane. The combined organic layers were washed with brine, dried over Na₂SO₄, filtered and concentrated under reduced pressure. The residue was dissolved in THF/MeOH/water (0.1 mL/0.1 mL/0.05 mL), and treated with lithium hydroxide, monohydrate (2.8 mg, 0.068 mmol). After being stirred at 30 °C for 3 h, the reaction mixture was diluted with methanol, and purified by prep-HPLC (pH = 2, acetonitrile/water+TFA) to give the desired product as the TFA salt. LC-MS calculated for C₄₄H₅₄ClN₈O₅ (M+H)⁺: m/z = 809.4; found 809.4.

Table 7. The compounds in **Table 7** were prepared in accordance with the synthetic protocols set forth in **Example 38** using the appropriate starting materials.

Example #	Name	Structure	LC-MS (M+H) ⁺
39	4-(2-(2-((2'-chloro-3'-(1,5-dimethyl-4,5,6,7-tetrahydro-1H-imidazo[4,5-c]pyridine-2-carboxamido)-2-methyl-[1,1'-biphenyl]-3-yl)carbamoyl)-1-methyl-1,4,6,7-tetrahydro-5H-imidazo[4,5-c]pyridin-5-yl)ethyl)bicyclo[2.2.1]heptane-1-carboxylic acid		739.3
40	4-(2-(2-((3'-(5-(1-carbamoylpiperidin-4-yl)-1-methyl-4,5,6,7-tetrahydro-1H-imidazo[4,5-c]pyridine-2-carboxamido)-2'-chloro-2-methyl-[1,1'-biphenyl]-3-yl)carbamoyl)-1-methyl-1,4,6,7-tetrahydro-5H-imidazo[4,5-c]pyridin-5-yl)ethyl)bicyclo[2.2.1]heptane-1-carboxylic acid		851.4

Example 41

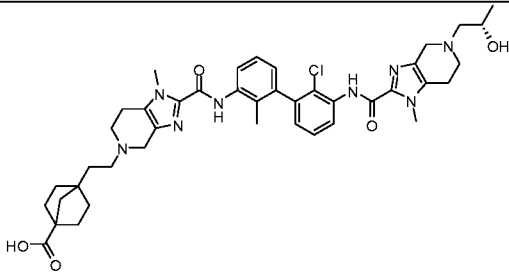
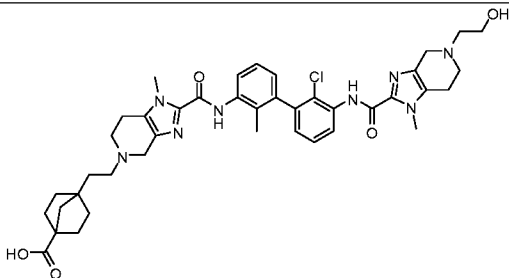
- 5 **(R)-4-(2-(2-((2'-chloro-3'-(5-(2-hydroxypropyl)-1-methyl-4,5,6,7-tetrahydro-1H-imidazo[4,5-c]pyridine-2-carboxamido)-2-methyl-[1,1'-biphenyl]-3-yl)carbamoyl)-1-methyl-1,4,6,7-tetrahydro-5H-imidazo[4,5-c]pyridin-5-yl)ethyl)bicyclo[2.2.1]heptane-1-carboxylic acid**



(R)-2-((Tert-butyldimethylsilyl)oxy)propanal (5.1 mg, 0.027 mmol) was added to a mixture of methyl 4-(2-(2-((2'-chloro-2-methyl-3'-(1-methyl-4,5,6,7-tetrahydro-1H-imidazo[4,5-c]pyridine-2-carboxamido)-[1,1'-biphenyl]-3-yl)carbamoyl)-1-methyl-1,4,6,7-tetrahydro-5H-imidazo[4,5-c]pyridin-5-yl)ethyl)bicyclo[2.2.1]heptane-1-carboxylate

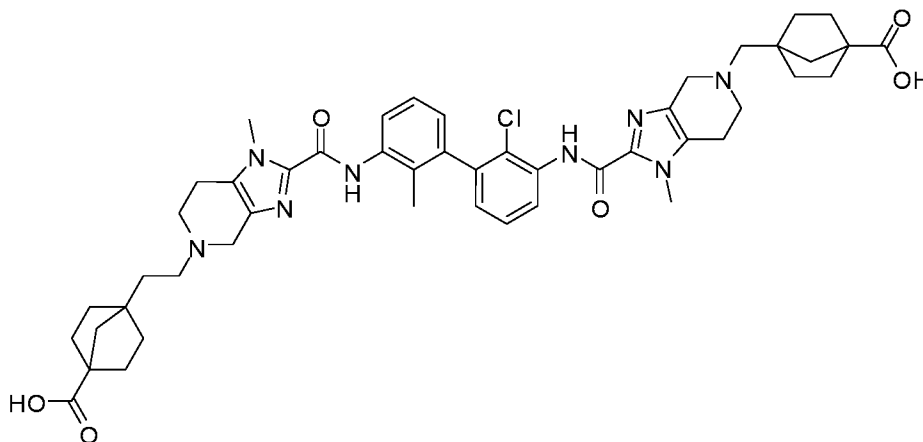
- 5 (Example 37, Step 2: 10 mg, 0.014 mmol), and sodium triacetoxymethylborohydride (8.6 mg, 0.041 mmol) in dichloromethane (0.20 mL). After being stirred at room temperature for 2 h, the reaction mixture was quenched with saturated aqueous NaHCO₃ solution, and extracted with dichloromethane. The combined organic layers were washed with brine, dried over Na₂SO₄, filtered, and concentrated under reduced pressure. The residue was dissolved in methanol
- 10 (0.10 mL), and then treated with HCl in 1,4-dioxane (4.0 M, 67.6 μ L, 0.271 mmol) at 40 °C for 2 h. The reaction mixture was concentrated under reduced pressure. The residue was dissolved in THF/MeOH/water (0.1 mL/0.1 mL/0.05 mL), and then treated with lithium hydroxide, monohydrate (5.7 mg, 0.135 mmol). After being stirred at 30 °C for 3 h, the reaction mixture was diluted with methanol, and purified by prep-HPLC (pH = 2,
- 15 acetonitrile/water+TFA) to give the desired product as the TFA salt. LC-MS calculated for C₄₂H₅₂ClN₈O₅ (M+H)⁺: m/z = 783.4; found 783.4.

Table 8. The compounds in **Table 8** were prepared in accordance with the synthetic protocols set forth in **Example 41** using the appropriate starting materials.

Example #	Name	Structure	LC-MS (M+H) ⁺
42	(S)-4-(2-(2-((2'-chloro-3'-(5-(2-hydroxypropyl)-1-methyl-4,5,6,7-tetrahydro-1H-imidazo[4,5-c]pyridine-2-carboxamido)-2-methyl-[1,1'-biphenyl]-3-yl)carbamoyl)-1-methyl-1,4,6,7-tetrahydro-5H-imidazo[4,5-c]pyridin-5-yl)ethyl)bicyclo[2.2.1]heptane-1-carboxylic acid		783.4
43	4-(2-(2-((2'-chloro-3'-(5-(2-hydroxyethyl)-1-methyl-4,5,6,7-tetrahydro-1H-imidazo[4,5-c]pyridine-2-carboxamido)-2-methyl-[1,1'-biphenyl]-3-yl)carbamoyl)-1-methyl-1,4,6,7-tetrahydro-5H-imidazo[4,5-c]pyridin-5-yl)ethyl)bicyclo[2.2.1]heptane-1-carboxylic acid		769.4

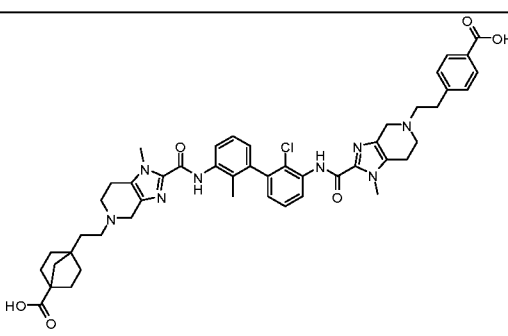
Example 44

- 5 **4-((2-((3'-(5-(2-(4-carboxybicyclo[2.2.1]heptan-1-yl)ethyl)-1-methyl-4,5,6,7-tetrahydro-1H-imidazo[4,5-c]pyridine-2-carboxamido)-2-chloro-2'-methyl-[1,1'-biphenyl]-3-yl)carbamoyl)-1-methyl-1,4,6,7-tetrahydro-5H-imidazo[4,5-c]pyridin-5-yl)methyl)bicyclo[2.2.1]heptane-1-carboxylic acid**



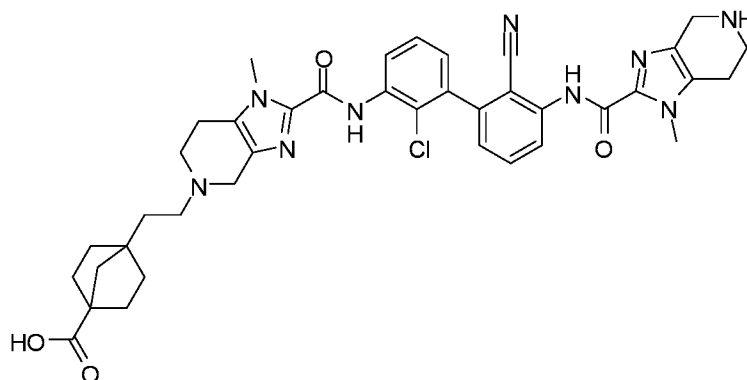
Methyl 4-formylbicyclo[2.2.1]heptane-1-carboxylate (Example 1, Step 6: 4.9 mg, 0.027 mmol) was added to a mixture of methyl 4-(2-(2-((2'-chloro-2-methyl-3'-(1-methyl-4,5,6,7-tetrahydro-1H-imidazo[4,5-c]pyridine-2-carboxamido)-[1,1'-biphenyl]-3-yl)carbamoyl)-1-methyl-1,4,6,7-tetrahydro-5H-imidazo[4,5-c]pyridin-5-yl)ethyl)bicyclo[2.2.1]heptane-1-carboxylate (Example 37, Step 2: 10 mg, 0.014 mmol), and sodium triacetoxyborohydride (8.6 mg, 0.041 mmol) in dichloromethane (0.20 mL). After being stirred at room temperature for 2 h, the reaction mixture was quenched with saturated aqueous NaHCO₃ solution, and extracted with dichloromethane. The combined organic layers were washed with brine, dried over Na₂SO₄, filtered and concentrated under reduced pressure. The residue was dissolved in THF/MeOH/water (0.1 mL/0.1 mL/0.05 mL), and then treated with lithium hydroxide, monohydrate (5.7 mg, 0.135 mmol). After being stirred at 30 °C for 3 h, the reaction mixture was diluted with methanol, and purified by prep-HPLC (pH = 2, acetonitrile/water+TFA) to give the desired product as the TFA salt. LC-MS calculated for C₄₈H₅₈ClN₈O₆ (M+H)⁺: m/z = 877.4; found 877.4.

Table 9. The compounds in **Table 9** were prepared in accordance with the synthetic protocols set forth in **Example 44** using the appropriate starting materials.

Example #	Name	Structure	LC-MS (M+H) ⁺
45	4-(2-(2-((3'-(5-(4-carboxyphenethyl)-1-methyl-4,5,6,7-tetrahydro-1H-imidazo[4,5-c]pyridine-2-carboxamido)-2'-chloro-2-methyl-[1,1'-biphenyl]-3-yl)carbamoyl)-1-methyl-1,4,6,7-tetrahydro-5H-imidazo[4,5-c]pyridin-5-yl)ethyl)bicyclo[2.2.1]heptane-1-carboxylic acid		873.4

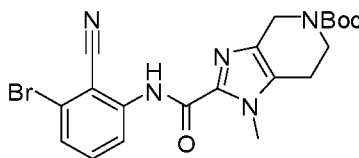
Example 46

4-(2-(2-((2-chloro-2'-cyano-3'-(1-methyl-4,5,6,7-tetrahydro-1H-imidazo[4,5-c]pyridine-2-carboxamido)-[1,1'-biphenyl]-3-yl)carbamoyl)-1-methyl-1,4,6,7-tetrahydro-5H-imidazo[4,5-c]pyridin-5-yl)ethyl)bicyclo[2.2.1]heptane-1-carboxylic acid



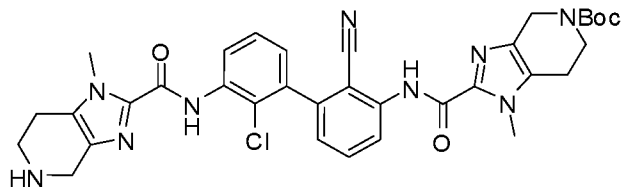
5

Step 1: tert-butyl 2-((3-bromo-2-cyanophenyl)carbamoyl)-1-methyl-1,4,6,7-tetrahydro-5H-imidazo[4,5-c]pyridine-5-carboxylate



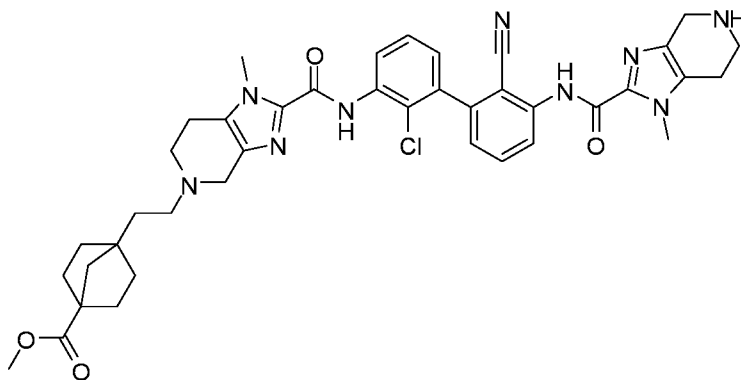
Potassium tert-butoxide in THF (1.0 M, 0.677 mL, 0.677 mmol) was added to a solution of 5-tert-butyl 2-methyl 1-methyl-6,7-dihydro-1H-imidazo[4,5-c]pyridine-2,5(4H)-dicarboxylate (Example 1, Step 2: 100 mg, 0.339 mmol) and 2-amino-6-bromobenzonitrile (66.7 mg, 0.339 mmol) in tetrahydrofuran (3.0 mL). After being stirred at room temperature for 30 min, the reaction mixture was quenched with water, and extracted with ethyl acetate. The combined organic layers were washed with brine, dried over Na₂SO₄, filtered, and concentrated under reduced pressure. The residue was purified by flash chromatography on a silica gel column eluting with 0-50% ethyl acetate in hexanes to afford the desired product. LC-MS calculated for C₂₀H₂₃BrN₅O₃ (M+H)⁺: m/z = 460.1/462.1; found 460.2/462.2.

Step 2: *tert*-butyl 2-((2'-chloro-2-cyano-3'-(1-methyl-4,5,6,7-tetrahydro-1H-imidazo[4,5-c]pyridine-2-carboxamido)-[1,1'-biphenyl]-3-yl)carbamoyl)-1-methyl-1,4,6,7-tetrahydro-5H-imidazo[4,5-c]pyridine-5-carboxylate



A mixture of *tert*-butyl 2-((2-chloro-3-(4,4,5,5-tetramethyl-1,3,2-dioxaborolan-2-yl)phenyl)carbamoyl)-1-methyl-1,4,6,7-tetrahydro-5H-imidazo[4,5-c]pyridine-5-carboxylate (Example 1, Step 4: 1078 mg, 2.085 mmol) in trifluoroacetic acid (2.0 mL) and dichloromethane (4.0 mL) was stirred at room temperature for 1 h. The reaction mixture was concentrated under reduced pressure. A mixture of the above residue, *tert*-butyl 2-((3-bromo-2-cyanophenyl)carbamoyl)-1-methyl-1,4,6,7-tetrahydro-5H-imidazo[4,5-c]pyridine-5-carboxylate (Step 1: 800 mg, 1.738 mmol), sodium carbonate (921 mg, 8.69 mmol) and [1,1-bis(di-cyclohexylphosphino)ferrocene]dichloropalladium(II) (132 mg, 0.174 mmol) in 1,4-dioxane (12.0 mL) and water (6.0 mL) was purged with nitrogen and then stirred at 110 °C for 3 h. After being cooled to room temperature, the reaction mixture was diluted with water and extracted with dichloromethane. The combined organic layers were dried over Na₂SO₄, filtered, and concentrated under reduced pressure. The residue was purified by flash chromatography on a silica gel column eluting with 0-10% methanol in dichloromethane to afford the desired product. LC-MS calculated for C₃₄H₃₇ClN₉O₄ (M+H)⁺: m/z = 670.3; found 670.4.

Step 3: *methyl* 4-(2-(2-((2-chloro-2'-cyano-3'-(1-methyl-4,5,6,7-tetrahydro-1H-imidazo[4,5-c]pyridine-2-carboxamido)-[1,1'-biphenyl]-3-yl)carbamoyl)-1-methyl-1,4,6,7-tetrahydro-5H-imidazo[4,5-c]pyridin-5-yl)ethyl)bicyclo[2.2.1]heptane-1-carboxylate



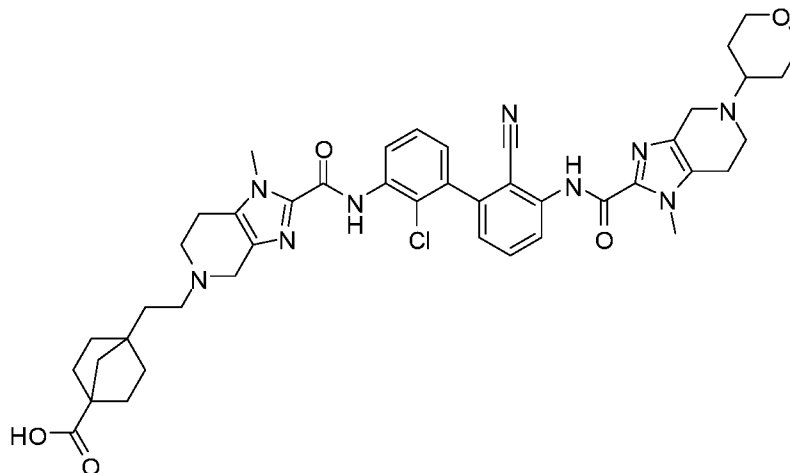
Methyl 4-(2-oxoethyl)bicyclo[2.2.1]heptane-1-carboxylate (Example 1, Step 7: 43.9 mg, 0.224 mmol) was added to a mixture of tert-butyl 2-((2'-chloro-2'-cyano-3'-(1-methyl-4,5,6,7-tetrahydro-1H-imidazo[4,5-c]pyridine-2-carboxamido)-[1,1'-biphenyl]-3-yl)carbamoyl)-1-methyl-1,4,6,7-tetrahydro-5H-imidazo[4,5-c]pyridine-5-carboxylate (Step 2: 100 mg, 0.149 mmol), and sodium triacetoxymethylborohydride (95 mg, 0.458 mmol) in dichloromethane (1.5 mL). After being stirred at room temperature for 2 h, the reaction mixture was quenched with saturated aqueous NaHCO₃ solution, and extracted with dichloromethane. The combined organic layers were washed with brine, dried over Na₂SO₄, filtered and concentrated under reduced pressure. The residue was treated with dichloromethane (1.0 mL) and trifluoroacetic acid (0.5 mL) at room temperature for 1 h. The mixture was concentrated under reduced pressure. The residue was treated with saturated aqueous NaHCO₃ solution, and extracted with dichloromethane. The combined organic layers were dried over Na₂SO₄, filtered, and concentrated under reduced pressure. The residue was purified by flash chromatography on a silica gel column eluting with 0-10% methanol in dichloromethane to afford the desired product. LC-MS calculated for C₄₀H₄₅ClN₉O₄ (M+H)⁺: m/z = 750.3; found 750.3.

Step 4: 4-(2-(2-((2-chloro-2'-cyano-3'-(1-methyl-4,5,6,7-tetrahydro-1H-imidazo[4,5-c]pyridine-2-carboxamido)-[1,1'-biphenyl]-3-yl)carbamoyl)-1-methyl-1,4,6,7-tetrahydro-5H-imidazo[4,5-c]pyridin-5-yl)ethyl)bicyclo[2.2.1]heptane-1-carboxylic acid

Lithium hydroxide, monohydrate (2.8 mg, 0.067 mmol) was added to a solution of methyl 4-(2-(2-((2-chloro-2'-cyano-3'-(1-methyl-4,5,6,7-tetrahydro-1H-imidazo[4,5-c]pyridine-2-carboxamido)-[1,1'-biphenyl]-3-yl)carbamoyl)-1-methyl-1,4,6,7-tetrahydro-5H-imidazo[4,5-c]pyridin-5-yl)ethyl)bicyclo[2.2.1]heptane-1-carboxylate (Step 3: 10 mg, 0.013 mmol) in THF/MeOH/water (0.1 mL/0.1 mL/0.05 mL). After being stirred at 30 °C for 3 h, the reaction mixture was diluted with MeOH, and purified by prep-HPLC (pH = 2, acetonitrile/water+TFA) to give the desired product as the TFA salt. LC-MS calculated for C₃₉H₄₃ClN₉O₄ (M+H)⁺: m/z = 736.3; found 736.3.

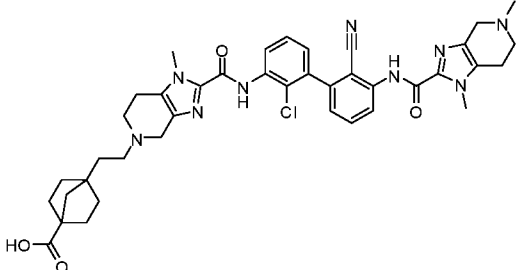
Example 47

4-(2-(2-((2-chloro-2'-cyano-3'-(1-methyl-5-(tetrahydro-2H-pyran-4-yl)-4,5,6,7-tetrahydro-1H-imidazo[4,5-c]pyridine-2-carboxamido)-[1,1'-biphenyl]-3-yl)carbamoyl)-1-methyl-1,4,6,7-tetrahydro-5H-imidazo[4,5-c]pyridin-5-yl)ethyl)bicyclo[2.2.1]heptane-1-carboxylic acid



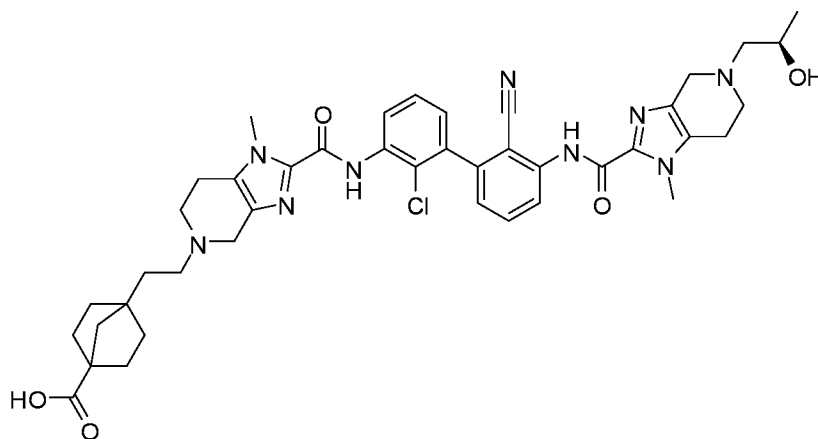
Tetrahydro-4H-pyran-4-one (2.7 mg, 0.027 mmol) was added to a mixture of methyl 4-(2-(2-((2-chloro-2'-cyano-3'-(1-methyl-4,5,6,7-tetrahydro-1H-imidazo[4,5-c]pyridine-2-carboxamido)-[1,1'-biphenyl]-3-yl)carbamoyl)-1-methyl-1,4,6,7-tetrahydro-5H-imidazo[4,5-c]pyridin-5-yl)ethyl)bicyclo[2.2.1]heptane-1-carboxylate (Example 46, Step 3: 10 mg, 0.013 mmol), and sodium triacetoxyborohydride (8.5 mg, 0.040 mmol) in dichloromethane (0.20 mL). After being stirred at room temperature for 2 h, the reaction mixture was quenched with saturated aqueous NaHCO₃ solution, and extracted with dichloromethane. The combined organic layers were washed with brine, dried over Na₂SO₄, filtered and concentrated under reduced pressure. The residue was dissolved in THF/MeOH/water (0.1 mL/0.1 mL/0.05 mL), and treated with Lithium hydroxide, monohydrate (2.8 mg, 0.067 mmol). After being stirred at 30 °C for 3 h, the reaction mixture was diluted with methanol, and purified by prep-HPLC (pH = 2, acetonitrile/water+TFA) to give the desired product as the TFA salt. LC-MS calculated for C₄₄H₅₁ClN₉O₅ (M+H)⁺: m/z = 820.4; found 820.4.

Table 10. The compounds in **Table 10** were prepared in accordance with the synthetic protocols set forth in **Example 47** using the appropriate starting materials.

Example #	Name	Structure	LC-MS (M+H) ⁺
48	4-(2-(2-((2-chloro-2'-cyano-3'-(1,5-dimethyl-4,5,6,7-tetrahydro-1H-imidazo[4,5-c]pyridine-2-carboxamido)-[1,1'-biphenyl]-3-yl)carbamoyl)-1-methyl-1,4,6,7-tetrahydro-5H-imidazo[4,5-c]pyridin-5-yl)ethyl)bicyclo[2.2.1]heptane-1-carboxylic acid		750.3

Example 49

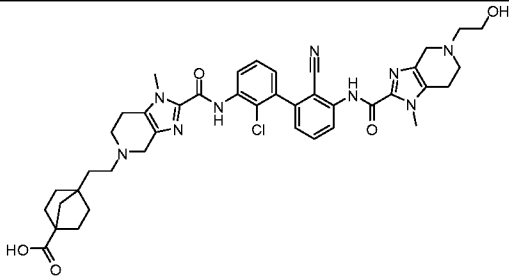
- 5 **(R)-4-(2-(2-((2-chloro-2'-cyano-3'-(5-(2-hydroxypropyl)-1-methyl-4,5,6,7-tetrahydro-1H-imidazo[4,5-c]pyridine-2-carboxamido)-[1,1'-biphenyl]-3-yl)carbamoyl)-1-methyl-1,4,6,7-tetrahydro-5H-imidazo[4,5-c]pyridin-5-yl)ethyl)bicyclo[2.2.1]heptane-1-carboxylic acid**



- 10 (R)-2-((Tert-butyldimethylsilyl)oxy)propanal (5.0 mg, 0.027 mmol) was added to a mixture of methyl 4-(2-(2-((2-chloro-2'-cyano-3'-(1-methyl-4,5,6,7-tetrahydro-1H-imidazo[4,5-c]pyridine-2-carboxamido)-[1,1'-biphenyl]-3-yl)carbamoyl)-1-methyl-1,4,6,7-tetrahydro-5H-imidazo[4,5-c]pyridin-5-yl)ethyl)bicyclo[2.2.1]heptane-1-carboxylate (Example 46, Step 3: 10 mg, 0.013 mmol), and sodium triacetoxymethylborohydride (8.5 mg, 0.040
- 15 mmol) in dichloromethane (0.20 mL). After being stirred at room temperature for 2 h, the reaction mixture was quenched with saturated aqueous NaHCO₃ solution, and extracted with dichloromethane. The combined organic layers were washed with brine, dried over Na₂SO₄, filtered and concentrated under reduced pressure. The residue was dissolved in methanol

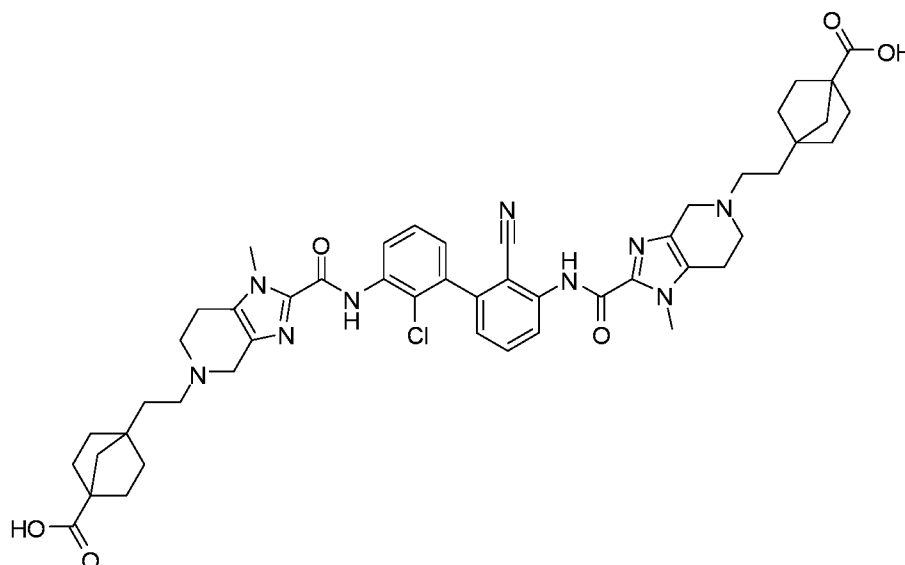
(0.10 mL), and then treated with HCl in 1,4-dioxane (4.0 M, 66.6 μ L, 0.267 mmol) at 40 °C for 2 h. The reaction mixture was concentrated under reduced pressure. The residue was dissolved in THF/MeOH/water (0.1 mL/0.1 mL/0.05 mL), and then treated with lithium hydroxide, monohydrate (5.6 mg, 0.133 mmol). After being stirred at 30 °C for 3 h, the reaction mixture was diluted with methanol, and purified by prep-HPLC (pH = 2, acetonitrile/water+TFA) to give the desired product as the TFA salt. LC-MS calculated for $C_{42}H_{49}ClN_9O_5$ (M+H)⁺: m/z = 794.4; found 794.4.

Table 11. The compounds in **Table 11** were prepared in accordance with the synthetic protocols set forth in **Example 49** using the appropriate starting materials.

Example #	Name	Structure	LC-MS (M+H) ⁺
50	4-(2-(2-((2-chloro-2'-cyano-3'-(5-(2-hydroxyethyl)-1-methyl-4,5,6,7-tetrahydro-1H-imidazo[4,5-c]pyridine-2-carboxamido)-[1,1'-biphenyl]-3-yl)carbamoyl)-1-methyl-1,4,6,7-tetrahydro-5H-imidazo[4,5-c]pyridin-5-yl)ethyl)bicyclo[2.2.1]heptane-1-carboxylic acid		780.3

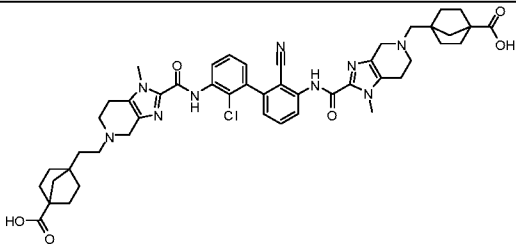
Example 51

4,4'-((((2-chloro-2'-cyano-[1,1'-biphenyl]-3,3'-diyl)bis(azanediy))bis(carbonyl))bis(1-methyl-1,4,6,7-tetrahydro-5H-imidazo[4,5-c]pyridine-2,5-diyl))bis(ethane-2,1-diyl))bis(bicyclo[2.2.1]heptane-1-carboxylic acid)



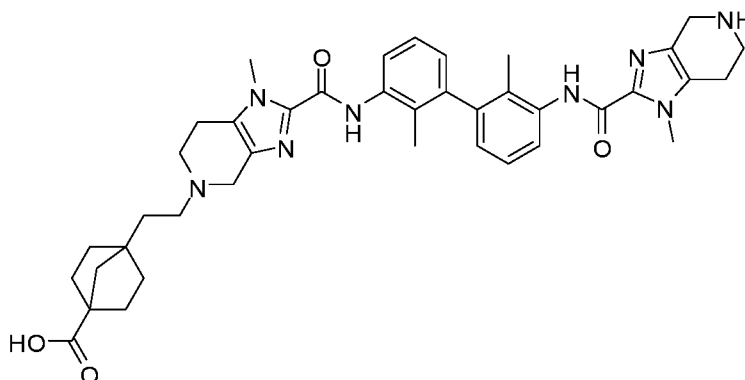
Methyl 4-(2-oxoethyl)bicyclo[2.2.1]heptane-1-carboxylate (Example 1, Step 7: 5.2 mg, 0.027 mmol) was added to a mixture of methyl 4-(2-(2-((2-chloro-2'-cyano-3'-(1-methyl-4,5,6,7-tetrahydro-1H-imidazo[4,5-c]pyridine-2-carboxamido)-[1,1'-biphenyl]-3-yl)carbamoyl)-1-methyl-1,4,6,7-tetrahydro-5H-imidazo[4,5-c]pyridin-5-yl)ethyl)bicyclo[2.2.1]heptane-1-carboxylate (Example 46, Step 3: 10 mg, 0.013 mmol), and sodium triacetoxyborohydride (8.5 mg, 0.040 mmol) in dichloromethane (0.20 mL). After being stirred at room temperature for 2 h, the reaction mixture was quenched with saturated aqueous NaHCO₃ solution, and extracted with dichloromethane. The combined organic layers were washed with brine, dried over Na₂SO₄, filtered and concentrated under reduced pressure. The residue was dissolved in THF/MeOH/water (0.1 mL/0.1 mL/0.05 mL), and then treated with lithium hydroxide, monohydrate (5.6 mg, 0.133 mmol). After being stirred at 30 °C for 3 h, the reaction mixture was diluted with methanol, and purified by prep-HPLC (pH = 2, acetonitrile/water+TFA) to give the desired product as the TFA salt. LC-MS calculated for C₄₉H₅₇ClN₉O₆ (M+H)⁺: m/z = 902.4; found 902.5.

Table 12. The compounds in **Table 12** were prepared in accordance with the synthetic protocols set forth in **Example 51** using the appropriate starting materials.

Example #	Name	Structure	LC-MS (M+H) ⁺
52	4-((2-((3'-(5-(2-(4-carboxybicyclo[2.2.1]heptan-1-yl)ethyl)-1-methyl-4,5,6,7-tetrahydro-1H-imidazo[4,5-c]pyridine-2-carboxamido)-2'-chloro-2-cyano-[1,1'-biphenyl]-3-yl)carbamoyl)-1-methyl-1,4,6,7-tetrahydro-5H-imidazo[4,5-c]pyridin-5-yl)methyl)bicyclo[2.2.1]heptane-1-carboxylic acid		888.4

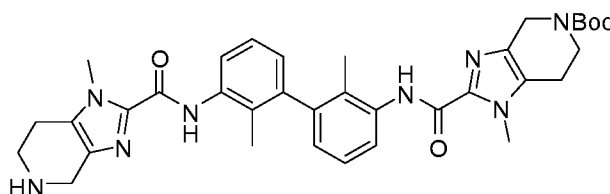
Example 53

- 5 **4-(2-(2-((2,2'-dimethyl-3'-(1-methyl-4,5,6,7-tetrahydro-1H-imidazo[4,5-c]pyridine-2-carboxamido)-[1,1'-biphenyl]-3-yl)carbamoyl)-1-methyl-1,4,6,7-tetrahydro-5H-imidazo[4,5-c]pyridin-5-yl)ethyl)bicyclo[2.2.1]heptane-1-carboxylic acid**



Step 1: *tert*-butyl 2-((2,2'-dimethyl-3'-(1-methyl-4,5,6,7-tetrahydro-1H-imidazo[4,5-

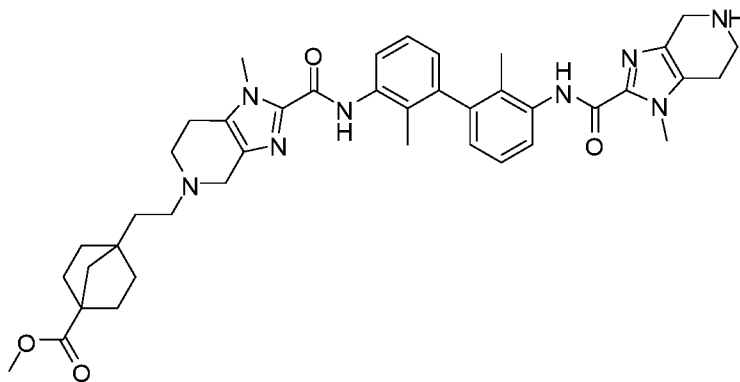
- 10 *c*]pyridine-2-carboxamido)-[1,1'-biphenyl]-3-yl)carbamoyl)-1-methyl-1,4,6,7-tetrahydro-5H-imidazo[4,5-c]pyridine-5-carboxylate



A mixture of *tert*-butyl 2-((3-bromo-2-methylphenyl)carbamoyl)-1-methyl-1,4,6,7-tetrahydro-5H-imidazo[4,5-c]pyridine-5-carboxylate (Example 27, Step 1: 100 mg, 0.223

mmol) in trifluoroacetic acid (1.0 mL) and dichloromethane (2.0 mL) was stirred at room temperature for 1 h. The reaction mixture was concentrated under reduced pressure. A mixture of the above residue, tert-butyl 1-methyl-2-((2-methyl-3-(4,4,5,5-tetramethyl-1,3,2-dioxaborolan-2-yl)phenyl)carbamoyl)-1,4,6,7-tetrahydro-5H-imidazo[4,5-c]pyridine-5-carboxylate (Example 27, Step 2: 133 mg, 0.267 mmol), sodium carbonate (118 mg, 1.113 mmol), and [1,1-bis(di-cyclohexylphosphino)ferrocene]dichloropalladium(II) (16.9 mg, 0.022 mmol) in 1,4-dioxane (1.4 mL) and water (0.7 mL) was purged with nitrogen and then stirred at 110 °C for 2 h. After being cooled to room temperature, the reaction mixture was diluted with water and extracted with dichloromethane. The combined organic layers were dried over Na₂SO₄, filtered, and concentrated under reduced pressure. The residue was purified by flash chromatography on a silica gel column eluting with 0-10% methanol in dichloromethane to afford the desired product. LC-MS calculated for C₃₅H₄₃N₈O₄ (M+H)⁺: m/z = 639.3; found 639.3.

Step 2: methyl 4-(2-(2-((2,2'-dimethyl-3'-(1-methyl-4,5,6,7-tetrahydro-1H-imidazo[4,5-c]pyridine-2-carboxamido)-[1,1'-biphenyl]-3-yl)carbamoyl)-1-methyl-1,4,6,7-tetrahydro-5H-imidazo[4,5-c]pyridin-5-yl)ethyl)bicyclo[2.2.1]heptane-1-carboxylate



Methyl 4-(2-oxoethyl)bicyclo[2.2.1]heptane-1-carboxylate (Example 1, Step 7: 46.1 mg, 0.235 mmol) was added to a mixture of tert-butyl 2-((2,2'-dimethyl-3'-(1-methyl-4,5,6,7-tetrahydro-1H-imidazo[4,5-c]pyridine-2-carboxamido)-[1,1'-biphenyl]-3-yl)carbamoyl)-1-methyl-1,4,6,7-tetrahydro-5H-imidazo[4,5-c]pyridine-5-carboxylate (Step 1: 100 mg, 0.157 mmol) and sodium triacetoxyborohydride (100 mg, 0.470 mmol) in dichloromethane (1.5 mL). After being stirred at room temperature for 2 h, the reaction mixture was quenched with saturated aqueous NaHCO₃ solution, and extracted with dichloromethane. The combined organic layers were washed with brine, dried over Na₂SO₄, filtered and concentrated under reduced pressure. The residue was treated with dichloromethane (1.0 mL) and trifluoroacetic

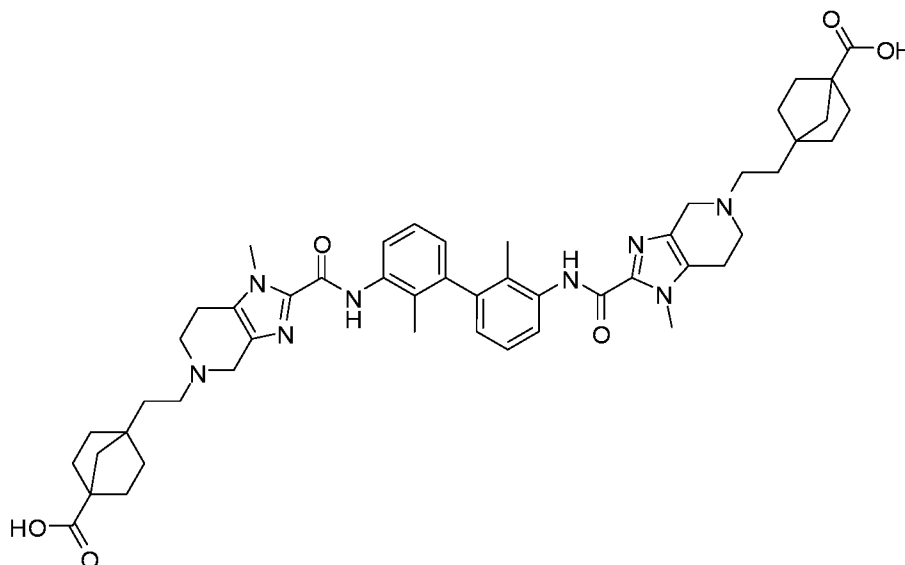
acid (0.5 mL) at room temperature for 1 h. The mixture was concentrated under reduced pressure. The residue was treated with saturated aqueous NaHCO₃ solution, and extracted with dichloromethane. The combined organic layers were dried over Na₂SO₄, filtered, and concentrated under reduced pressure. The residue was purified by flash chromatography on a silica gel column eluting with 0-10% methanol in dichloromethane to afford the desired product. LC-MS calculated for C₄₁H₅₁N₈O₄ (M+H)⁺: m/z = 719.4; found 719.4.

Step 3: 4-(2-(2-((2,2'-dimethyl-3'-(1-methyl-4,5,6,7-tetrahydro-1H-imidazo[4,5-c]pyridine-2-carboxamido)-[1,1'-biphenyl]-3-yl)carbonyl)-1-methyl-1,4,6,7-tetrahydro-5H-imidazo[4,5-c]pyridin-5-yl)ethyl)bicyclo[2.2.1]heptane-1-carboxylic acid

Lithium hydroxide, monohydrate (2.9 mg, 0.070 mmol) was added to a solution of methyl 4-(2-(2-((2,2'-dimethyl-3'-(1-methyl-4,5,6,7-tetrahydro-1H-imidazo[4,5-c]pyridine-2-carboxamido)-[1,1'-biphenyl]-3-yl)carbonyl)-1-methyl-1,4,6,7-tetrahydro-5H-imidazo[4,5-c]pyridin-5-yl)ethyl)bicyclo[2.2.1]heptane-1-carboxylate (Step 2: 10 mg, 0.014 mmol) in THF/MeOH/water (0.1 mL/0.1 mL/0.05 mL). After being stirred at 30 °C for 3 h, the reaction mixture was diluted with MeOH, and purified by prep-HPLC (pH = 2, acetonitrile/water+TFA) to give the desired product as the TFA salt. LC-MS calculated for C₄₀H₄₉N₈O₄ (M+H)⁺: m/z = 705.4; found 705.4.

Example 54

4,4'-((((2,2'-dimethyl-[1,1'-biphenyl]-3,3'-diyl)bis(azanediyl))bis(carbonyl))bis(1-methyl-1,4,6,7-tetrahydro-5H-imidazo[4,5-c]pyridine-2,5-diyl))bis(ethane-2,1-diyl))bis(bicyclo[2.2.1]heptane-1-carboxylic acid)



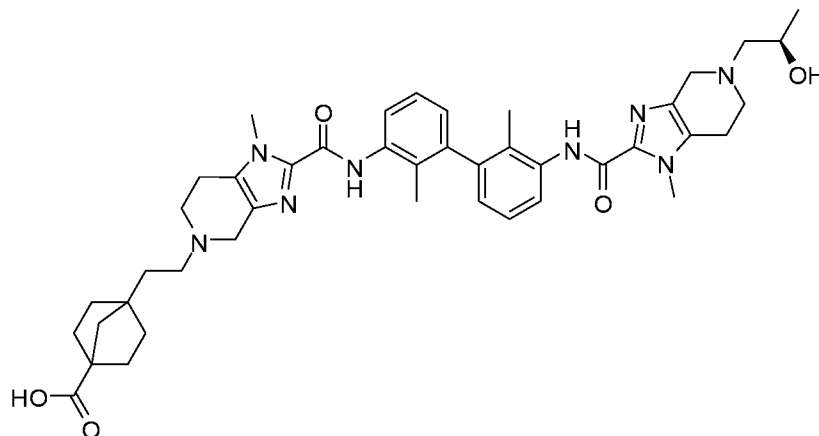
Methyl 4-(2-oxoethyl)bicyclo[2.2.1]heptane-1-carboxylate (Example 1, Step 7: 5.5 mg, 0.028 mmol) was added to a mixture of methyl 4-(2-(2-((2,2'-dimethyl-3'-(1-methyl-4,5,6,7-tetrahydro-1H-imidazo[4,5-c]pyridine-2-carboxamido)-[1,1'-biphenyl]-3-yl)carbamoyl)-1-methyl-1,4,6,7-tetrahydro-5H-imidazo[4,5-c]pyridin-5-yl)ethyl)bicyclo[2.2.1]heptane-1-carboxylate (Example 53, Step 2: 10 mg, 0.014 mmol), and sodium triacetoxyborohydride (8.8 mg, 0.042 mmol) in dichloromethane (0.20 mL). After being stirred at room temperature for 2 h, the reaction mixture was quenched with saturated aqueous NaHCO₃ solution, and extracted with dichloromethane. The combined organic layers were washed with brine, dried over Na₂SO₄, filtered and concentrated under reduced pressure. The residue was dissolved in THF/MeOH/water (0.1 mL/0.1 mL/0.05 mL), and then treated with lithium hydroxide, monohydrate (5.8 mg, 0.139 mmol). After being stirred at 30 °C for 3 h, the reaction mixture was diluted with methanol, and purified by prep-HPLC (pH = 2, acetonitrile/water+TFA) to give the desired product as the TFA salt. LC-MS calculated for C₅₀H₆₃N₈O₆ (M+H)⁺: m/z = 871.5; found 871.5.

Table 13. The compounds in **Table 13** were prepared in accordance with the synthetic protocols set forth in **Example 54** using the appropriate starting materials.

Example #	Name	Structure	LC-MS (M+H) ⁺
55	4-((2-((3'-(5-(2-(4-carboxybicyclo[2.2.1]heptan-1-yl)ethyl)-1-methyl-4,5,6,7-tetrahydro-1H-imidazo[4,5-c]pyridine-2-carboxamido)-2,2'-dimethyl-[1,1'-biphenyl]-3-yl)carbamoyl)-1-methyl-1,4,6,7-tetrahydro-5H-imidazo[4,5-c]pyridin-5-yl)methyl)bicyclo[2.2.1]heptane-1-carboxylic acid		857.5
56	4-(2-(2-((2,2'-dimethyl-3'-(1-methyl-5-(tetrahydro-2H-pyran-4-yl)-4,5,6,7-tetrahydro-1H-imidazo[4,5-c]pyridine-2-carboxamido)-[1,1'-biphenyl]-3-yl)carbamoyl)-1-methyl-1,4,6,7-tetrahydro-5H-imidazo[4,5-c]pyridin-5-yl)ethyl)bicyclo[2.2.1]heptane-1-carboxylic acid		789.4

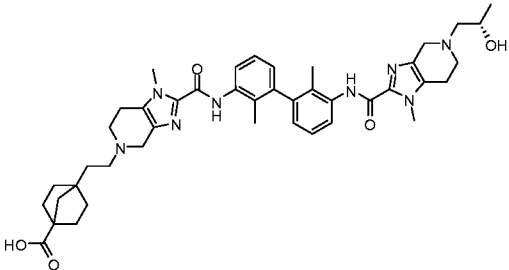
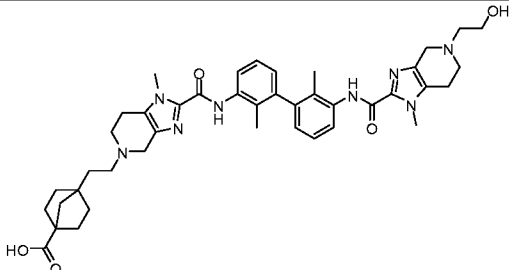
Example 57

- 5 **(R)-4-(2-(2-((3'-(5-(2-hydroxypropyl)-1-methyl-4,5,6,7-tetrahydro-1H-imidazo[4,5-c]pyridine-2-carboxamido)-2,2'-dimethyl-[1,1'-biphenyl]-3-yl)carbamoyl)-1-methyl-1,4,6,7-tetrahydro-5H-imidazo[4,5-c]pyridin-5-yl)ethyl)bicyclo[2.2.1]heptane-1-carboxylic acid**



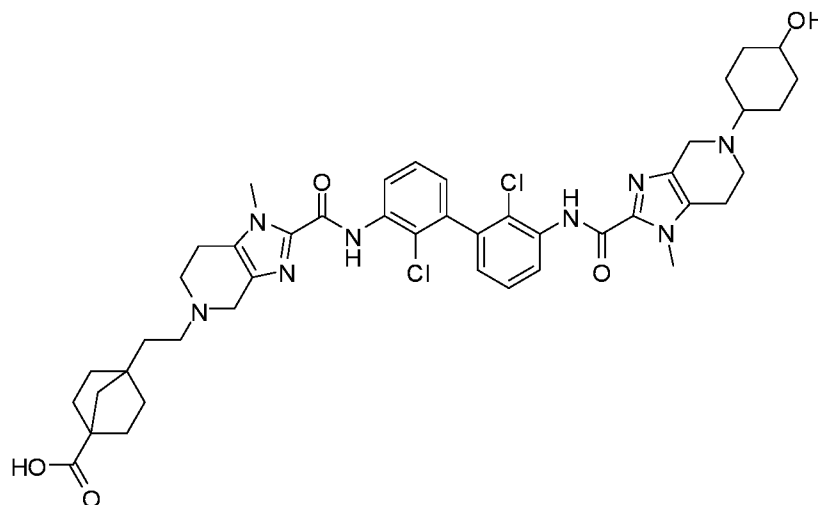
(R)-2-((Tert-butyldimethylsilyl)oxy)propanal (5.2 mg, 0.028 mmol) was added to a mixture of methyl 4-(2-(2-((2,2'-dimethyl-3'-(1-methyl-4,5,6,7-tetrahydro-1H-imidazo[4,5-c]pyridine-2-carboxamido)-[1,1'-biphenyl]-3-yl)carbamoyl)-1-methyl-1,4,6,7-tetrahydro-5H-imidazo[4,5-c]pyridin-5-yl)ethyl)bicyclo[2.2.1]heptane-1-carboxylate (Example 53, Step 2: 5 10 mg, 0.014 mmol), and sodium triacetoxyborohydride (8.5 mg, 0.040 mmol) in dichloromethane (0.20 mL). After being stirred at room temperature for 2 h, the reaction mixture was quenched with saturated aqueous NaHCO₃ solution, and extracted with dichloromethane. The combined organic layers were washed with brine, dried over Na₂SO₄, filtered and concentrated under reduced pressure. The residue was dissolved in methanol 10 (0.10 mL), and then treated with HCl in 1,4-dioxane (4.0 M, 69.6 µL, 0.278 mmol) at 40 °C for 2 h. The reaction mixture was concentrated under reduced pressure. The residue was dissolved in THF/MeOH/water (0.1 mL/0.1 mL/0.05 mL), and then treated with lithium hydroxide, monohydrate (5.8 mg, 0.139 mmol). After being stirred at 30 °C for 3 h, the reaction mixture was diluted with methanol, and purified by prep-HPLC (pH = 2, 15 acetonitrile/water+TFA) to give the desired product as the TFA salt. LC-MS calculated for C₄₃H₅₅N₈O₅ (M+H)⁺: m/z = 763.4; found 763.4.

Table 14. The compounds in **Table 14** were prepared in accordance with the synthetic protocols set forth in **Example 57** using the appropriate starting materials.

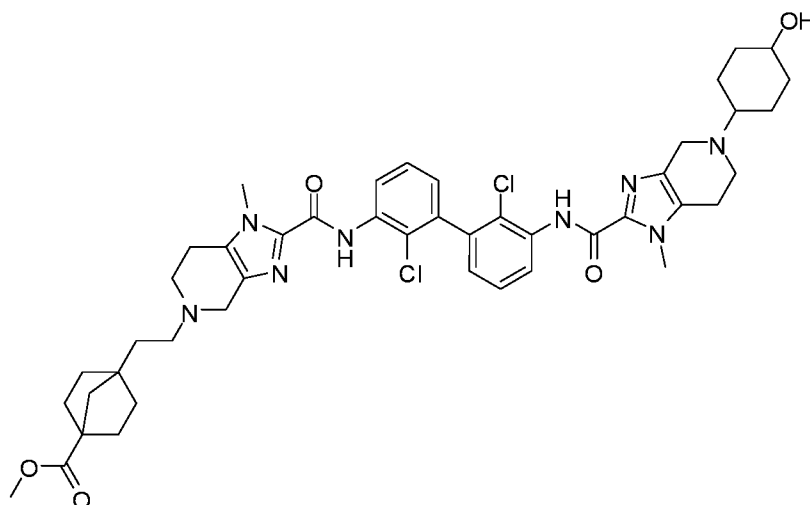
Example #	Name	Structure	LC-MS (M+H) ⁺
58	(S)-4-(2-(2-((3'-(5-(2-hydroxypropyl)-1-methyl-4,5,6,7-tetrahydro-1H-imidazo[4,5-c]pyridine-2-carboxamido)-2,2'-dimethyl-[1,1'-biphenyl]-3-yl)carbamoyl)-1-methyl-1,4,6,7-tetrahydro-5H-imidazo[4,5-c]pyridin-5-yl)ethyl)bicyclo[2.2.1]heptane-1-carboxylic acid		763.4
59	4-(2-(2-((3'-(5-(2-hydroxyethyl)-1-methyl-4,5,6,7-tetrahydro-1H-imidazo[4,5-c]pyridine-2-carboxamido)-2,2'-dimethyl-[1,1'-biphenyl]-3-yl)carbamoyl)-1-methyl-1,4,6,7-tetrahydro-5H-imidazo[4,5-c]pyridin-5-yl)ethyl)bicyclo[2.2.1]heptane-1-carboxylic acid		749.4

Example 60

4-(2-(2-((2,2'-dichloro-3'-(5-(4-hydroxycyclohexyl)-1-methyl-4,5,6,7-tetrahydro-1H-imidazo[4,5-c]pyridine-2-carboxamido)-[1,1'-biphenyl]-3-yl)carbamoyl)-1-methyl-1,4,6,7-tetrahydro-5H-imidazo[4,5-c]pyridin-5-yl)ethyl)bicyclo[2.2.1]heptane-1-
5 carboxylic acid



Step 1: methyl 4-(2-(2-((2,2'-dichloro-3'-(5-(4-hydroxycyclohexyl)-1-methyl-4,5,6,7-tetrahydro-1H-imidazo[4,5-c]pyridine-2-carboxamido)-[1,1'-biphenyl]-3-yl)carbamoyl)-1-methyl-1,4,6,7-tetrahydro-5H-imidazo[4,5-c]pyridin-5-yl)ethyl)bicyclo[2.2.1]heptane-1-
10 carboxylate



4-Hydroxycyclohexan-1-one (6.0 mg, 0.053 mmol) was added to a mixture of methyl 4-(2-(2-((2,2'-dichloro-3'-(1-methyl-4,5,6,7-tetrahydro-1H-imidazo[4,5-c]pyridine-2-carboxamido)-[1,1'-biphenyl]-3-yl)carbamoyl)-1-methyl-1,4,6,7-tetrahydro-5H-imidazo[4,5-c]pyridin-5-yl)ethyl)bicyclo[2.2.1]heptane-1-carboxylate (Example 1, Step 8: 20 mg, 0.026

mmol), and sodium triacetoxyborohydride (16.7 mg, 0.079 mmol) in dichloromethane (0.30 mL). After being stirred at room temperature for 2 h, the reaction mixture was quenched with saturated aqueous NaHCO₃ solution, and extracted with dichloromethane. The combined organic layers were washed with brine, dried over Na₂SO₄, filtered and concentrated under reduced pressure. The residue was purified by prep-HPLC (pH = 10, acetonitrile/water+NH₄OH) to give two desired products (cis/trans isomers).

Peak 1: retention time on analytical LC-MS (pH = 10, acetonitrile/water+NH₄OH) *t_r* = 1.71 min, LC-MS calculated for C₄₅H₅₅Cl₂N₈O₅ (M+H)⁺: m/z = 857.4; Found: 857.4.

Peak 2: retention time on analytical LC-MS (pH = 10, acetonitrile/water+NH₄OH) *t_r* = 1.73 min, LC-MS calculated for C₄₅H₅₅Cl₂N₈O₅ (M+H)⁺: m/z = 857.4; Found: 857.4;

Step 2: 4-(2-(2-((2,2'-dichloro-3'-(5-(4-hydroxycyclohexyl)-1-methyl-4,5,6,7-tetrahydro-1H-imidazo[4,5-c]pyridine-2-carboxamido)-[1,1'-biphenyl]-3-yl)carbonyl)-1-methyl-1,4,6,7-tetrahydro-5H-imidazo[4,5-c]pyridin-5-yl)ethyl)bicyclo[2.2.1]heptane-1-carboxylic acid

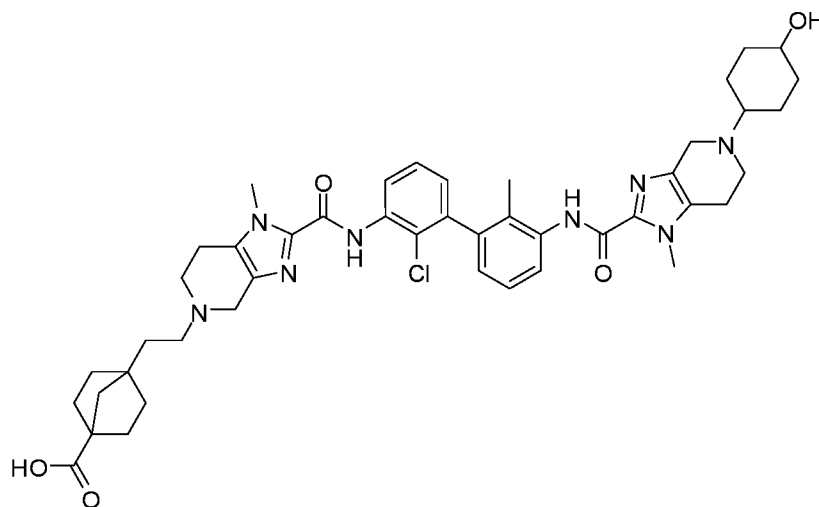
Methyl 4-(2-(2-((2,2'-dichloro-3'-(5-(4-hydroxycyclohexyl)-1-methyl-4,5,6,7-tetrahydro-1H-imidazo[4,5-c]pyridine-2-carboxamido)-[1,1'-biphenyl]-3-yl)carbonyl)-1-methyl-1,4,6,7-tetrahydro-5H-imidazo[4,5-c]pyridin-5-yl)ethyl)bicyclo[2.2.1]heptane-1-carboxylate (5 mg, 5.83 μmol) from Step 1, peak 1 and peak 2 were respectively treated with lithium hydroxide, monohydrate (1.3 mg, 0.030 mmol) in THF/MeOH/water (0.1 mL/0.1 mL/0.05 mL) at 30 °C for 2 h. The reactions were purified by prep-HPLC (pH = 2, acetonitrile/water+TFA) to give the desired products as the TFA salt.

Compound 1 (from Step 1, peak 1): LC-MS calculated for C₄₄H₅₃Cl₂N₈O₅ (M+H)⁺: m/z = 843.4; found: 843.4.

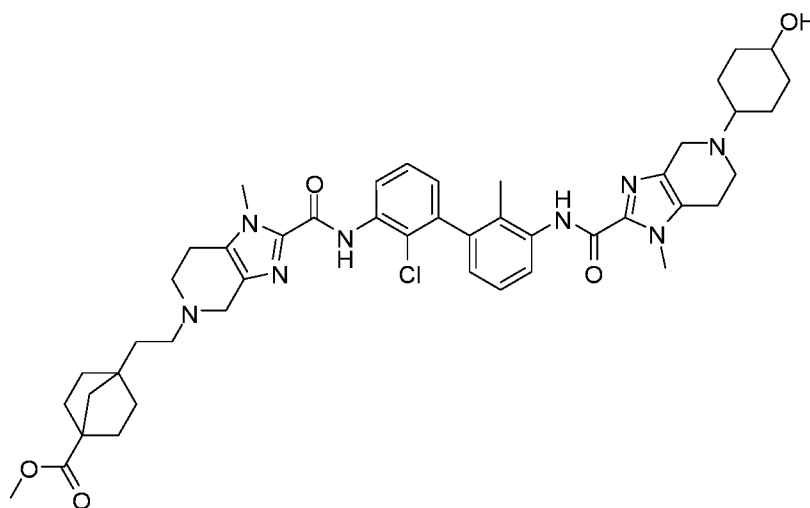
Compound 2 (from Step 1, peak 2): LC-MS calculated for C₄₄H₅₃Cl₂N₈O₅ (M+H)⁺: m/z = 843.4; found: 843.4.

Example 61

4-(2-(2-((2-chloro-3'-(5-(4-hydroxycyclohexyl)-1-methyl-4,5,6,7-tetrahydro-1H-imidazo[4,5-c]pyridine-2-carboxamido)-2'-methyl-[1,1'-biphenyl]-3-yl)carbamoyl)-1-methyl-1,4,6,7-tetrahydro-5H-imidazo[4,5-c]pyridin-5-yl)ethyl)bicyclo[2.2.1]heptane-1-carboxylic acid



Step 1: methyl 4-(2-(2-((2-chloro-3'-(5-(4-hydroxycyclohexyl)-1-methyl-4,5,6,7-tetrahydro-1H-imidazo[4,5-c]pyridine-2-carboxamido)-2'-methyl-[1,1'-biphenyl]-3-yl)carbamoyl)-1-methyl-1,4,6,7-tetrahydro-5H-imidazo[4,5-c]pyridin-5-yl)ethyl)bicyclo[2.2.1]heptane-1-carboxylate



4-Hydroxycyclohexan-1-one (6.2 mg, 0.054 mmol) was added to a mixture of methyl 4-(2-(2-((2-chloro-2'-methyl-3'-(1-methyl-4,5,6,7-tetrahydro-1H-imidazo[4,5-c]pyridine-2-carboxamido)-[1,1'-biphenyl]-3-yl)carbamoyl)-1-methyl-1,4,6,7-tetrahydro-5H-imidazo[4,5-

c[pyridin-5-yl)ethyl)bicyclo[2.2.1]heptane-1-carboxylate (Example 27, Step 4: 20 mg, 0.027 mmol), and sodium triacetoxyborohydride (17.2 mg, 0.081 mmol) in dichloromethane (0.30 mL). After being stirred at room temperature for 2 h, the reaction mixture was quenched with saturated aqueous NaHCO₃ solution, and extracted with dichloromethane. The combined organic layers were washed with brine, dried over Na₂SO₄, filtered and concentrated under reduced pressure. The residue was purified by prep-HPLC (pH = 10, acetonitrile/water+NH₄OH) to give two desired products (cis/trans isomers).

Peak 1: retention time on analytical LC-MS (pH = 10, acetonitrile/water+NH₄OH) *t_r* = 1.62 min, LC-MS calculated for C₄₆H₅₈ClN₈O₅ (M+H)⁺: m/z = 837.4; Found: 837.4.

Peak 2: retention time on analytical LC-MS (pH = 10, acetonitrile/water+NH₄OH) *t_r* = 1.64 min, LC-MS calculated for C₄₆H₅₈ClN₈O₅ (M+H)⁺: m/z = 837.4; Found: 837.4.

Step 2: 4-(2-(2-((2-chloro-3'-(5-(4-hydroxycyclohexyl)-1-methyl-4,5,6,7-tetrahydro-1H-imidazo[4,5-c]pyridine-2-carboxamido)-2'-methyl-[1,1'-biphenyl]-3-yl)carbamoyl)-1-methyl-1,4,6,7-tetrahydro-5H-imidazo[4,5-c]pyridin-5-yl)ethyl)bicyclo[2.2.1]heptane-1-carboxylic acid

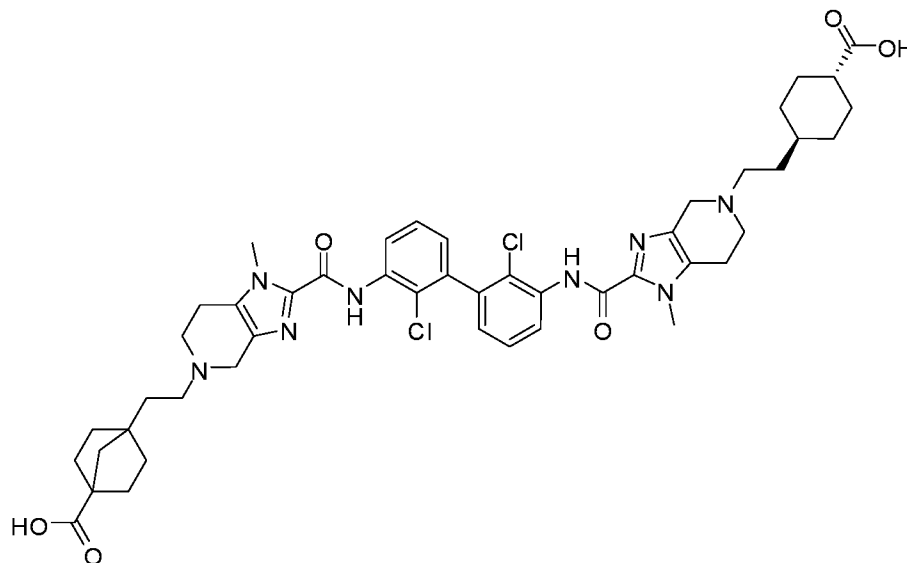
Methyl 4-(2-(2-((2-chloro-3'-(5-(4-hydroxycyclohexyl)-1-methyl-4,5,6,7-tetrahydro-1H-imidazo[4,5-c]pyridine-2-carboxamido)-2'-methyl-[1,1'-biphenyl]-3-yl)carbamoyl)-1-methyl-1,4,6,7-tetrahydro-5H-imidazo[4,5-c]pyridin-5-yl)ethyl)bicyclo[2.2.1]heptane-1-carboxylate (5 mg, 5.97 μmol) from Step 1, peak 1 and peak 2 were respectively treated with lithium hydroxide, monohydrate (1.3 mg, 0.030 mmol) in THF/MeOH/water (0.1 mL/0.1 mL/0.05 mL) at 30 °C for 2 h. The reactions were purified by prep-HPLC (pH = 2, acetonitrile/water+TFA) to give the desired products as the TFA salt.

Compound 1 (from Step 1, peak 1): LC-MS calculated for C₄₅H₅₆ClN₈O₅ (M+H)⁺: m/z = 823.4; found: 823.4.

Compound 2 (from Step 1, peak 2): LC-MS calculated for C₄₅H₅₆ClN₈O₅ (M+H)⁺: m/z = 823.4; found: 823.4.

Example 62

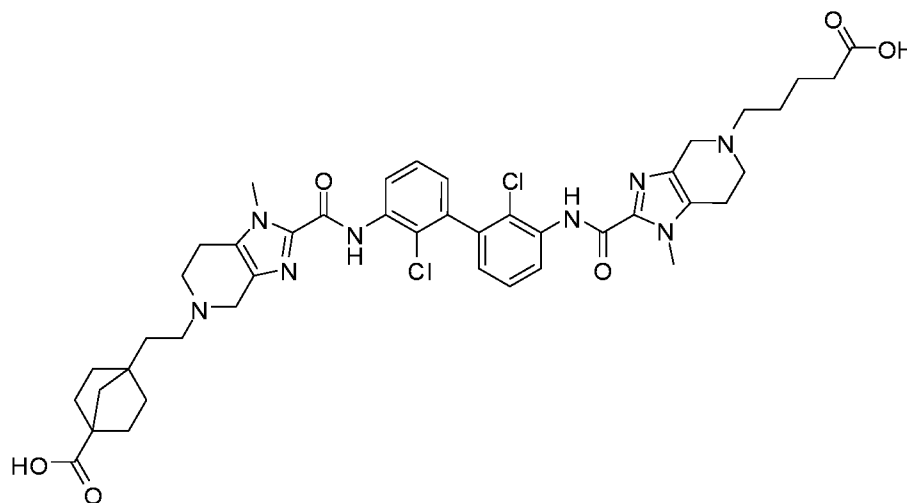
4-(2-(2-((3'-(5-(2-(trans-4-carboxycyclohexyl)ethyl)-1-methyl-4,5,6,7-tetrahydro-1H-imidazo[4,5-c]pyridine-2-carboxamido)-2,2'-dichloro-[1,1'-biphenyl]-3-yl)carbamoyl)-1-methyl-1,4,6,7-tetrahydro-5H-imidazo[4,5-c]pyridin-5-yl)ethyl)bicyclo[2.2.1]heptane-1-carboxylic acid



Methyl 4-(2-oxoethyl)cyclohexane-1-carboxylate (4.9 mg, 0.026 mmol) was added to a mixture of methyl 4-(2-(2-((2,2'-dichloro-3'-(1-methyl-4,5,6,7-tetrahydro-1H-imidazo[4,5-c]pyridine-2-carboxamido)-[1,1'-biphenyl]-3-yl)carbamoyl)-1-methyl-1,4,6,7-tetrahydro-5H-imidazo[4,5-c]pyridin-5-yl)ethyl)bicyclo[2.2.1]heptane-1-carboxylate (Example 1, Step 8: 10 mg, 0.013 mmol), and sodium triacetoxyborohydride (8.4 mg, 0.039 mmol) in dichloromethane (0.2 mL). After being stirred at room temperature for 2 h, the reaction mixture was quenched with saturated aqueous NaHCO₃ solution, and extracted with dichloromethane. The combined organic layers were dried over Na₂SO₄, filtered and concentrated under reduced pressure. The residue was dissolved in THF/MeOH/water (0.1 mL/0.1 mL/0.05 mL), and treated with lithium hydroxide, monohydrate (5.5 mg, 0.132 mmol). After being stirred at 30 °C for 3 h, the reaction mixture was diluted with methanol, and purified by prep-HPLC (pH = 2, acetonitrile/water+TFA) to give the desired product (major peak) as the TFA salt. LC-MS calculated for C₄₇H₅₇Cl₂N₈O₆ (M+H)⁺: m/z = 899.4; 15 found 899.4.

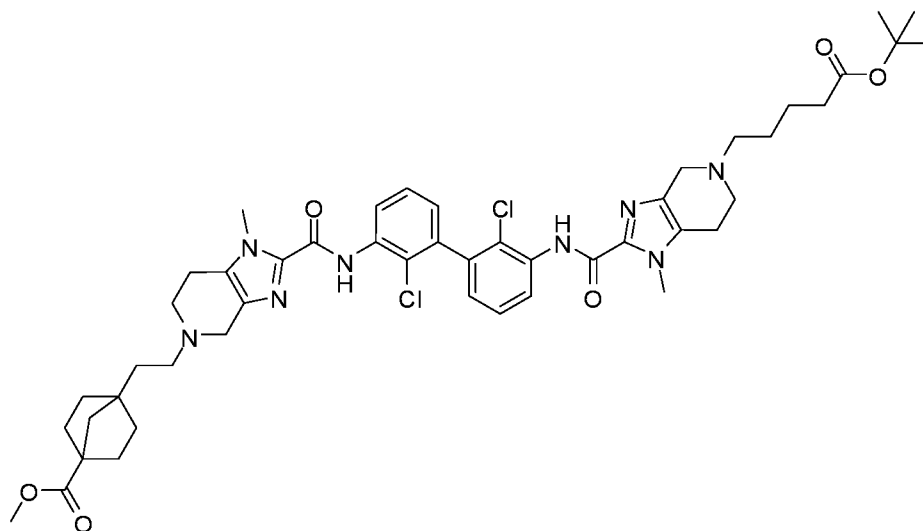
Example 63

4-(2-(2-((3'-(5-(4-carboxybutyl)-1-methyl-4,5,6,7-tetrahydro-1H-imidazo[4,5-c]pyridine-2-carboxamido)-2,2'-dichloro-[1,1'-biphenyl]-3-yl)carbamoyl)-1-methyl-1,4,6,7-tetrahydro-5H-imidazo[4,5-c]pyridin-5-yl)ethyl)bicyclo[2.2.1]heptane-1-carboxylic acid



5

Step 1: methyl 4-(2-(2-((3'-(5-(5-(tert-butoxy)-5-oxopentyl)-1-methyl-4,5,6,7-tetrahydro-1H-imidazo[4,5-c]pyridine-2-carboxamido)-2,2'-dichloro-[1,1'-biphenyl]-3-yl)carbamoyl)-1-methyl-1,4,6,7-tetrahydro-5H-imidazo[4,5-c]pyridin-5-yl)ethyl)bicyclo[2.2.1]heptane-1-carboxylate



10

Tert-butyl 5-oxopentanoate (34.0 mg, 0.197 mmol) was added to a mixture of methyl 4-(2-(2-((2,2'-dichloro-3'-(1-methyl-4,5,6,7-tetrahydro-1H-imidazo[4,5-c]pyridine-2-carboxamido)-[1,1'-biphenyl]-3-yl)carbamoyl)-1-methyl-1,4,6,7-tetrahydro-5H-imidazo[4,5-c]pyridin-5-yl)ethyl)bicyclo[2.2.1]heptane-1-carboxylate (Example 1, Step 8: 100 mg, 0.132 mmol), and sodium triacetoxyborohydride (84 mg, 0.395 mmol) in dichloromethane (1.2

15

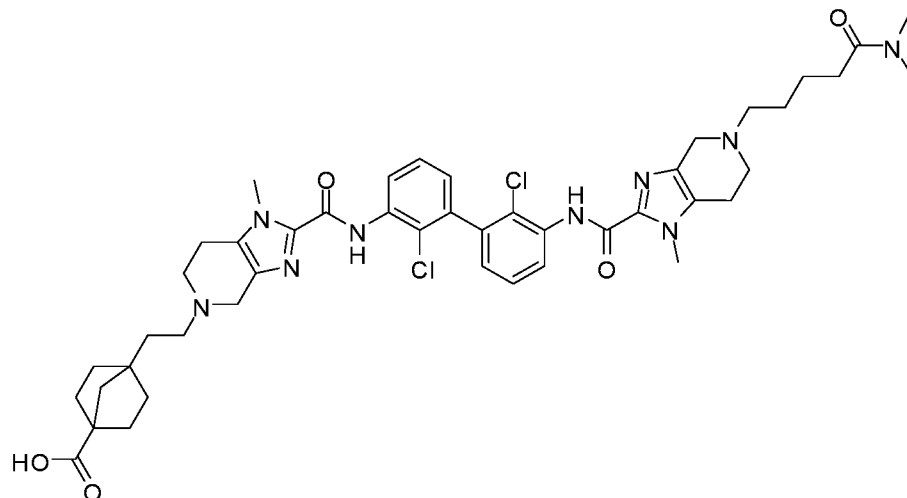
mL). After being stirred at room temperature for 2 h, the reaction mixture was quenched with saturated aqueous NaHCO₃ solution, and extracted with dichloromethane. The combined organic layers were dried over Na₂SO₄, filtered and concentrated under reduced pressure. The residue was purified by flash chromatography on a silica gel column eluting with 0-10% methanol in dichloromethane to afford the desired product. LC-MS calculated for C₄₈H₆₁Cl₂N₈O₆ (M+H)⁺: m/z = 915.4; found 915.5.

Step 2: 4-(2-(2-((3'-(5-(4-carboxybutyl)-1-methyl-4,5,6,7-tetrahydro-1H-imidazo[4,5-c]pyridine-2-carboxamido)-2,2'-dichloro-[1,1'-biphenyl]-3-yl)carbamoyl)-1-methyl-1,4,6,7-tetrahydro-5H-imidazo[4,5-c]pyridin-5-yl)ethyl)bicyclo[2.2.1]heptane-1-carboxylic acid

A solution of methyl 4-(2-(2-((3'-(5-(5-(tert-butoxy)-5-oxopentyl)-1-methyl-4,5,6,7-tetrahydro-1H-imidazo[4,5-c]pyridine-2-carboxamido)-2,2'-dichloro-[1,1'-biphenyl]-3-yl)carbamoyl)-1-methyl-1,4,6,7-tetrahydro-5H-imidazo[4,5-c]pyridin-5-yl)ethyl)bicyclo[2.2.1]heptane-1-carboxylate (Step 1: 10 mg, 10.9 μmol) in tetrahydrofuran (0.15 mL) was treated with HCl in 1,4-dioxane (4.0 M, 27.3 μL, 0.109 mmol) at 40 °C for 1 h. The reaction mixture was concentrated under reduced pressure. The residue was dissolved in THF/MeOH/water (0.1 mL/0.1 mL/0.05 mL), and treated with lithium hydroxide, monohydrate (4.6 mg, 0.109 mmol). After being stirred at 30 °C for 3 h, the reaction mixture was diluted with methanol, and purified by prep-HPLC (pH = 2, acetonitrile/water+TFA) to give the desired product as the TFA salt. LC-MS calculated for C₄₃H₅₁Cl₂N₈O₆ (M+H)⁺: m/z = 845.3; found 845.3.

Example 64

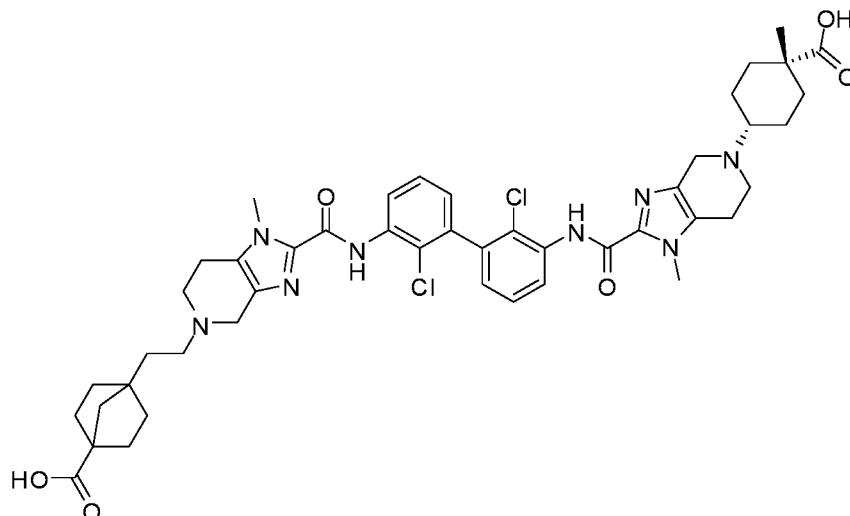
4-(2-(2-((2,2'-dichloro-3'-(5-(5-(dimethylamino)-5-oxopentyl)-1-methyl-4,5,6,7-tetrahydro-1H-imidazo[4,5-c]pyridine-2-carboxamido)-[1,1'-biphenyl]-3-yl)carbamoyl)-1-methyl-1,4,6,7-tetrahydro-5H-imidazo[4,5-c]pyridin-5-yl)ethyl)bicyclo[2.2.1]heptane-1-carboxylic acid



A solution of methyl 4-(2-(2-((3'-(5-(5-(tert-butoxy)-5-oxopentyl)-1-methyl-4,5,6,7-tetrahydro-1H-imidazo[4,5-c]pyridine-2-carboxamido)-2,2'-dichloro-[1,1'-biphenyl]-3-yl)carbamoyl)-1-methyl-1,4,6,7-tetrahydro-5H-imidazo[4,5-c]pyridin-5-yl)ethyl)bicyclo[2.2.1]heptane-1-carboxylate (Example 63, Step 1: 10 mg, 10.9 μ mol) in tetrahydrofuran (0.15 mL) was treated with HCl in 1,4-dioxane (4.0 M, 27.3 μ L, 0.109 mmol) at 40 °C for 1 h. The reaction mixture was concentrated under reduced pressure. The residue was dissolved in DMF (0.15 mL), and then subsequently treated with N,N-diisopropylethylamine (9.5 μ L, 0.055 mmol), 1-[bis(dimethylamino)methylene]-1H-1,2,3-triazolo[4,5-b]pyridinium 3-oxide hexafluorophosphate (8.3 mg, 0.022 mmol), and dimethylamine hydrochloride (1.4 mg, 0.016 mmol). After being stirred at room temperature for 2 h, lithium hydroxide, monohydrate (4.6 mg, 0.109 mmol) was added. The reaction mixture was stirred at 30 °C for 3 h, then diluted with methanol, and purified by pH 2 preparative LC/MS (MeCN/water with TFA) to give the desired product. LC-MS calculated for $C_{45}H_{56}Cl_2N_9O_5$ ($M+H$)⁺: m/z = 872.4; found 872.4.

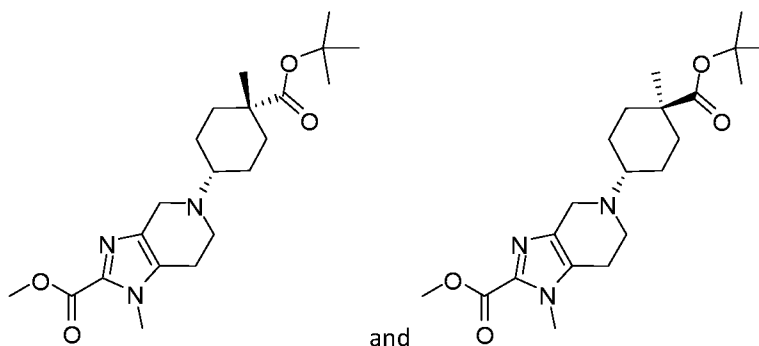
Example 65

4-(2-(2-((3'-(5-(cis-4-carboxy-4-methylcyclohexyl)-1-methyl-4,5,6,7-tetrahydro-1H-imidazo[4,5-c]pyridine-2-carboxamido)-2,2'-dichloro-[1,1'-biphenyl]-3-yl)carbamoyl)-1-methyl-1,4,6,7-tetrahydro-5H-imidazo[4,5-c]pyridin-5-yl)ethyl)bicyclo[2.2.1]heptane-1-
5 carboxylic acid



Step 1: methyl 5-(cis-4-(tert-butoxycarbonyl)-4-methylcyclohexyl)-1-methyl-4,5,6,7-tetrahydro-1H-imidazo[4,5-c]pyridine-2-carboxylate
and

10 methyl 5-(trans-4-(tert-butoxycarbonyl)-4-methylcyclohexyl)-1-methyl-4,5,6,7-tetrahydro-1H-imidazo[4,5-c]pyridine-2-carboxylate



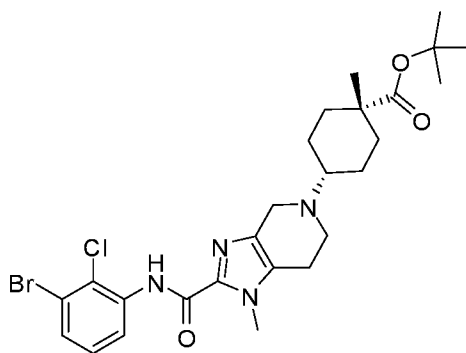
A solution of 5-tert-butyl 2-methyl 1-methyl-6,7-dihydro-1H-imidazo[4,5-c]pyridine-2,5(4H)-dicarboxylate (Example 1, Step 2: 0.50 g, 1.693 mmol) in dichloromethane (5.0 mL) and trifluoroacetic acid (5.0 mL) was stirred at room temperature for 1 h. The mixture was concentrated under reduced pressure. The residue was dissolved in dichloromethane (10.0 mL) and sequentially treated with N,N-diisopropylethylamine (0.89 mL, 5.08 mmol), sodium triacetoxyborohydride (0.72 g, 3.39 mmol) and tert-butyl 1-methyl-4-oxocyclohexane-1-

carboxylate (1.1 g, 4.66 mmol). After being stirred at room temperature for 2 h, the reaction was quenched with saturated aqueous NaHCO₃ solution, and extracted with dichloromethane. The combined organic layers were dried over Na₂SO₄, filtered, and concentrated under reduced pressure. The residue was purified by flash chromatography on a silica gel column eluting with 0-10% methanol in dichloromethane to afford a mixture of cis/trans isomers, which was separated by a preparative chiral column (Phenomenex LUX 5μm Cellulose-4) eluting with 10% EtOH in hexanes to give the desired products.

Peak 1 (cis): retention time t_r = 20.1 min, LC-MS calculated for C₂₁H₃₄N₃O₄ (M+H)⁺: m/z = 392.3; Found: 392.2. ¹H NMR (500 MHz, CDCl₃) δ 3.92 (s, 3H), 3.85 (s, 3H), 3.66 (s, 2H), 2.91 (t, J = 5.5 Hz, 2H), 2.66 (t, J = 5.5 Hz, 2H), 2.62 – 2.52 (m, 1H), 2.28 – 2.20 (m, 2H), 1.86 – 1.77 (m, 2H), 1.52 – 1.42 (m, 11H), 1.21 – 1.14 (m, 2H), 1.13 (s, 3H).

Peak 2 (trans): retention time t_r = 24.3 min, LC-MS calculated for C₂₁H₃₄N₃O₄ (M+H)⁺: m/z = 392.3; Found: 392.2. ¹H NMR (500 MHz, CDCl₃) δ 3.92 (s, 3H), 3.86 (s, 3H), 3.68 (s, 2H), 2.94 (t, J = 5.7 Hz, 2H), 2.67 (t, J = 5.7 Hz, 2H), 2.50 (tt, J = 10.6, 3.5 Hz, 1H), 1.83 – 1.76 (m, 2H), 1.75 – 1.69 (m, 4H), 1.64 – 1.52 (m, 2H), 1.45 (s, 9H), 1.18 (s, 3H).

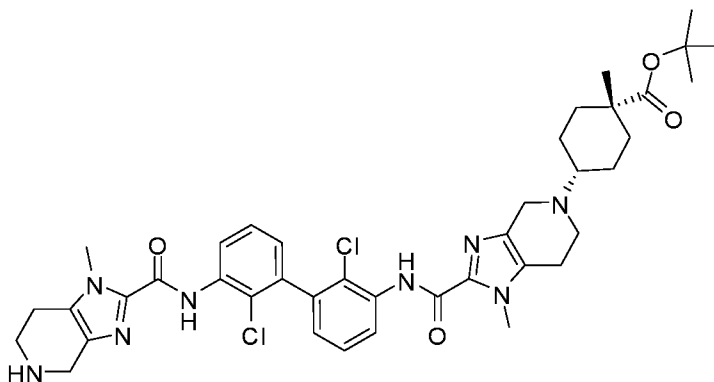
Step 2: tert-butyl cis-4-(2-((3-bromo-2-chlorophenyl)carbamoyl)-1-methyl-1,4,6,7-tetrahydro-5H-imidazo[4,5-c]pyridin-5-yl)-1-methylcyclohexane-1-carboxylate



Potassium tert-butoxide in THF (1.0 M, 0.56 mL, 0.56 mmol) was added to a solution of methyl 5-(cis-4-(tert-butoxycarbonyl)-4-methylcyclohexyl)-1-methyl-4,5,6,7-tetrahydro-1H-imidazo[4,5-c]pyridine-2-carboxylate (Step 1, Peak 1: 110 mg, 0.281 mmol) and 3-bromo-2-chloroaniline (58.0 mg, 0.281 mmol) in tetrahydrofuran (1.5 mL). After being stirred at room temperature for 30 min, the reaction mixture was quenched with water, and extracted with ethyl acetate. The combined organic layers were washed with brine, dried over Na₂SO₄, filtered, and concentrated under reduced pressure. The residue was purified by flash chromatography on a silica gel column eluting with 0-50% ethyl acetate in hexanes to afford

the desired product. LC-MS calculated for $C_{26}H_{35}BrClN_4O_3$ ($M+H$)⁺: $m/z = 565.2/567.2$; found 565.2/567.2.

Step 3: *tert*-butyl *cis*-4-(2-((2,2'-dichloro-3'-(1-methyl-4,5,6,7-tetrahydro-1*H*-imidazo[4,5-
5 *c*]pyridine-2-carboxamido)-[1,1'-biphenyl]-3-yl)carbamoyl)-1-methyl-1,4,6,7-tetrahydro-5*H*-imidazo[4,5-*c*]pyridin-5-yl)-1-methylcyclohexane-1-carboxylate



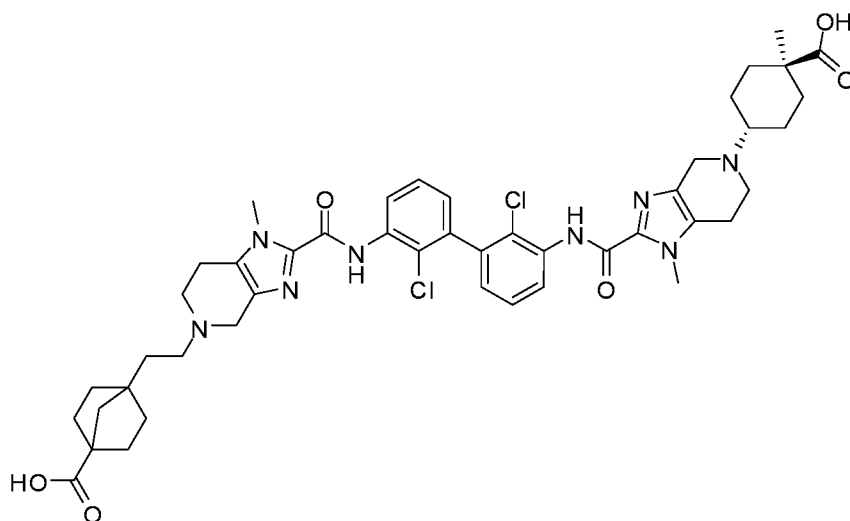
A solution of *tert*-butyl 2-((2-chloro-3-(4,4,5,5-tetramethyl-1,3,2-dioxaborolan-2-yl)phenyl)carbamoyl)-1-methyl-1,4,6,7-tetrahydro-5*H*-imidazo[4,5-*c*]pyridine-5-carboxylate
10 (Example 1, Step 4: 164 mg, 0.318 mmol) in trifluoroacetic acid (0.5 mL) and dichloromethane (1.0 mL) was stirred at room temperature for 1 h. The reaction mixture was concentrated under reduced pressure. A mixture of the above residue, *tert*-butyl *cis*-4-(2-((3-bromo-2-chlorophenyl)carbamoyl)-1-methyl-1,4,6,7-tetrahydro-5*H*-imidazo[4,5-*c*]pyridin-5-yl)-1-methylcyclohexane-1-carboxylate (Step 2: 150 mg, 0.265 mmol), sodium carbonate
15 (140 mg, 1.325 mmol) and [dichloro[1,1'-bis(diphenylphosphino)ferrocene]palladium (II) dichloromethane adduct (21.6 mg, 0.027 mmol) in 1,4-dioxane (1.6 mL) and water (0.8 mL) was purged with nitrogen and then stirred at 110 °C for 2 h. After being cooled to room temperature, the reaction mixture was diluted with water and extracted with dichloromethane. The combined organic layers were dried over Na_2SO_4 , filtered, and concentrated under
20 reduced pressure. The residue was purified by flash chromatography on a silica gel column eluting with 0-10% methanol in dichloromethane to afford the desired product. LC-MS calculated for $C_{40}H_{49}Cl_2N_8O_4$ ($M+H$)⁺: $m/z = 775.3$; found 775.4.

Step 4: 4-(2-(2-((3'-(5-(*cis*-4-carboxy-4-methylcyclohexyl)-1-methyl-4,5,6,7-tetrahydro-1*H*-
25 imidazo[4,5-*c*]pyridine-2-carboxamido)-2,2'-dichloro-[1,1'-biphenyl]-3-yl)carbamoyl)-1-methyl-1,4,6,7-tetrahydro-5*H*-imidazo[4,5-*c*]pyridin-5-yl)ethyl)bicyclo[2.2.1]heptane-1-carboxylic acid

Methyl 4-(2-oxoethyl)bicyclo[2.2.1]heptane-1-carboxylate (Example 1, Step 7: 3.8 mg, 0.019 mmol) was added to a mixture of tert-butyl cis-4-(2-((2,2'-dichloro-3'-(1-methyl-4,5,6,7-tetrahydro-1H-imidazo[4,5-c]pyridine-2-carboxamido)-[1,1'-biphenyl]-3-yl)carbamoyl)-1-methyl-1,4,6,7-tetrahydro-5H-imidazo[4,5-c]pyridin-5-yl)-1-methylcyclohexane-1-carboxylate (Step 3: 10 mg, 0.013 mmol) and sodium triacetoxyborohydride (8.2 mg, 0.039 mmol) in dichloromethane (0.20 mL). After being stirred at room temperature for 2 h, the reaction mixture was quenched with saturated aqueous NaHCO₃ solution, and extracted with dichloromethane. The combined organic layers were dried over Na₂SO₄, filtered and concentrated under reduced pressure. The residue was dissolved in methanol (0.10 mL), and then treated with HCl in 1,4-dioxane (4.0 M, 32 μ L, 0.129 mmol) at 40 °C for 1 h. The reaction mixture was concentrated under reduced pressure. The residue was dissolved in THF/MeOH/water (0.1 mL/0.1 mL/0.05 mL), and then treated with lithium hydroxide, monohydrate (5.4 mg, 0.129 mmol). After being stirred at 30 °C for 3 h, the reaction mixture was diluted with methanol, and purified by prep-HPLC (pH = 2, acetonitrile/water+TFA) to give the desired product as the TFA salt. LC-MS calculated for C₄₆H₅₅Cl₂N₈O₆ (M+H)⁺: m/z = 885.4; found 885.4.

Example 66

4-(2-(2-((3'-(5-(trans-4-carboxy-4-methylcyclohexyl)-1-methyl-4,5,6,7-tetrahydro-1H-imidazo[4,5-c]pyridine-2-carboxamido)-2,2'-dichloro-[1,1'-biphenyl]-3-yl)carbamoyl)-1-methyl-1,4,6,7-tetrahydro-5H-imidazo[4,5-c]pyridin-5-yl)ethyl)bicyclo[2.2.1]heptane-1-carboxylic acid



This compound was prepared using similar procedures as described for Example 65 with methyl 5-(trans-4-(tert-butoxycarbonyl)-4-methylcyclohexyl)-1-methyl-4,5,6,7-tetrahydro-1H-imidazo[4,5-c]pyridine-2-carboxylate (from Example 65, Step1, Peak 2) replacing methyl 5-(cis-4-(tert-butoxycarbonyl)-4-methylcyclohexyl)-1-methyl-4,5,6,7-tetrahydro-1H-imidazo[4,5-c]pyridine-2-carboxylate in Step 2. The reaction mixture was diluted with methanol, and then purified by purified by pH 2 preparative LC/MS (MeCN/water with TFA) to give the desired product as the TFA salt. LC-MS calculated for $C_{46}H_{55}Cl_2N_8O_6$ (M+H)⁺: m/z = 885.4; found 885.4.

10 **Example A. Homogeneous Time-Resolved Fluorescence (HTRF) PD-1/PD-L1 Binding Assay**

The assays were conducted in a standard black 384-well polystyrene plate with a final volume of 20 μ L. Inhibitors were first serially diluted in DMSO and then added to the plate wells before the addition of other reaction components. The final concentration of DMSO in the assay was 1%. The assays were carried out at 25° C in the PBS buffer (pH 7.4) with 0.05% Tween-20 and 0.1% BSA. Recombinant human PD-L1 protein (19-238) with a His-tag at the C-terminus was purchased from AcroBiosystems (PD1-H5229). Recombinant human PD-1 protein (25-167) with Fc tag at the C-terminus was also purchased from AcroBiosystems (PD1-H5257). PD-L1 and PD-1 proteins were diluted in the assay buffer and 10 μ L was added to the plate well. Plates were centrifuged and proteins were preincubated with inhibitors for 40 minutes. The incubation was followed by the addition of 10 μ L of HTRF detection buffer supplemented with Europium cryptate-labeled anti-human IgG (PerkinElmer-AD0212) specific for Fc and anti-His antibody conjugated to SureLight®-Allophycocyanin (APC, PerkinElmer-AD0059H). After centrifugation, the plate was incubated at 25° C for 60 min. before reading on a PHERAstar FS plate reader (665nm/620nm ratio). Final concentrations in the assay were - 3 nM PD1, 10 nM PD-L1, 1 nM europium anti-human IgG and 20 nM anti-His-Allophycocyanin. IC₅₀ determination was performed by fitting the curve of percent control activity versus the log of the inhibitor concentration using the GraphPad Prism 5.0 software.

30

Example B. Src Homology region 2 Domain-containing Phosphatase (SHP) Assay

U2OS/PD-L1 cells (DiscoverX Corporation) were maintained in McCoy's 5A medium with addition of 10% FBS, 0.25 μ g/ml Puromycin. After removing the culture media, the cell medium was replaced with assay medium (RPMI1640 medium with 1% FBS).

The U2OS/PD-L1 cells were then added in 384-well black clear bottom assay plate (CELLCOAT® Tissue Culture Plates, Greiner Bio-One) at 5000 cells per well in 20 μ L assay medium. Test compounds were prepared by serial dilution in DMSO and 125 nL compound were first transferred to the 384 REMP plate well (Thermofisher) by ECHO liquid handler (Labcyte) followed with addition of 27.5 μ L assay medium. 5 μ L/well compounds in the assay medium were transferred to the cell plate with 0.05% DMSO in the final assay at 0.25 μ M. Jurkat-PD-1-SHP cells (DiscoverX Corporation) were cultured in RPMI1640 medium supplemented with 10% FBS, 250 μ g/ml Hygromycin B, 500 μ g/ml G418. After the replacement of culture media with assay medium, 5,000 Jurkat-PD-1-SHP cells in 20 μ L were dispensed into each well. The assay plate was incubated at 37 °C, 5% CO₂ for 2 hours before 2.5 μ L PathHunter reagent 1 (DiscoverX Corporation) were added to each well. The assay plate was shaken for 1 min at 350 rpm in the dark followed with addition of 10 μ L PathHunter reagent 2 (DiscoverX Corporation). Chemiluminescent signal was recorded with TopCount reader (Perkin Elmer) after incubation at room temperature for 1 hour. Wells with DMSO were served as the positive controls and wells containing no cells were used as negative controls. IC₅₀ determination was performed by fitting the curve of percentage of control activity versus the log of the compound concentration using the GraphPad Prism 6.0 software.

Example C. Nuclear Factor of Activated T-cells (NFAT) Assay

PD-L1 aAPC/CHO-K1 cells (Promega) were maintained in F-12 medium with addition of 10% FBS, 200 μ g/ml Hygromycin B, 250 μ g/ml Geneticin (G418). Jurkat-PD-1-NFAT effector cells (Promega) were cultured in RPMI 1640 medium supplemented with 10% FBS, 100 μ g/ml Hygromycin B, 500 μ g/ml G418. The culture media of PD-L1 aAPC/CHO-K1 cells were first replaced with assay medium (RPMI1640 medium with 1% FBS). The PD-L1 aAPC/CHO-K1 cells were then added in a white 384-well white clear bottom assay plate (CELLCOAT® Tissue Culture Plates, Greiner Bio-One) at 8000 per well in 10 μ L assay medium. Test compounds were prepared by serial dilution in DMSO and 0.8 μ L test compounds in DMSO were first transferred to the 384 REMP plate well (Thermofisher) by PlateMate Plus (Thermofisher) followed with addition of 50 μ L plating medium. 5 μ L compounds in the assay medium were transferred to the cells with 0.4% DMSO in the final assay at 2 μ M. After removing the culture media, 10,000 Jurkat-PD-1-NFAT effector cells in 5 μ L assay medium was dispensed into each well. The assay plate was incubated at 37 °C, 5% CO₂ for 24 hours. After the assay plate was equilibrated to room

temp for 15 minutes, 20 μ L/well of Bio-Glo™ reagent (Promega) were added. After 8 minutes incubation at room temperature, luminescence was read at with Pherastar microplate reader (BMG Labtech). The fold of induction (FOI) was calculated based on the ratio of luminescence normalized to the DMSO wells within each assay plate. The maximum percentage of induction was reported based on the ratio between the highest FOI of each compound and the maximum FOI of control compound within each assay plate. Wells with DMSO were served as the negative controls and wells containing control compound with the highest FOI were used as positive controls. EC50 determination was performed by fitting the curve of percent control activity versus the log of the compound concentration using the GraphPad Prism 6.0 software.

Example D. PD-L1 Whole Blood Internalization Assay

To determine PD-L1 internalization in human whole blood, normal human blood (Biological Specialty Corp, Colmar, PA) was incubated in the presence or absence of a concentration range of test compounds and 1 ng/ml human interferon γ (R&D Systems Inc. Minn. MN) in a 96 well “2ml Assay Block” (Corning, Corning NY) for 18-20 hours at 37°C. Blood was then stained with PD-L1 (MIH1, eBioscience; or BD Biosciences San Jose, CA), CD14 (Life Technologies, Carlsbad, CA) for 30 minutes in the dark at room temperature. Whole Blood/red cells were lysed/fixed (lysis buffer BD Biosciences) for 5 minutes at 37°C in the dark and then centrifuged at 1600 RPM for 5 minutes. Cells were resuspended in Stain Buffer (BD Bioscience, San Jose, CA) and transferred into 96 well round bottom plates (Corning). Cells were gated on CD14+ (BD Biosciences) and PD-L1 expression determined by mean fluorescence intensity (MFI) (BD LSRFortessa™ X-20). IC₅₀ determination was performed by fitting the curve of compound percent inhibition versus the log of the compound concentration using the GraphPad Prism 7.0 software.

Example E. In Vivo Pharmacokinetics in Rats, Monkeys and Dogs

For in vivo pharmacokinetic experiments, test compounds are administered to male Sprague Dawley rats, male beagle dogs, or male and female Cynomolgus monkeys intravenously or via oral gavage. For IV dosing, test compounds are dosed at 0.5 to 1 mg/kg using a formulation of 10% dimethylacetamide (DMAC) in acidified saline via IV bolus for rat and 5 min or 10 min IV infusion for dog and monkey respectively. For oral dosing, test compounds are dosed at 1.0 to 3.0 mg/kg using 5% DMAC in 0.5% methylcellulose in citrate

- buffer (pH 3.5). Blood samples are collected at predose and various time points up to 24 hours postdose. All blood samples are collected using EDTA as the anticoagulant and centrifuged to obtain plasma samples. The plasma concentrations of test compounds are determined by LC-MS methods. The measured plasma concentrations are used to calculate
- 5 PK parameters by standard noncompartmental methods using Phoenix[®] WinNonlin software program (version 7.0, Pharsight Corporation).

In rats and monkeys, cassette dosing of test compounds are conducted to obtain preliminary PK parameters.

Example F. Results

- 10 Compounds of the present disclosure, as exemplified in Examples 1-66, were assessed in each of the HTRF PD-1/PD-L1 binding assay (Example A), SHP assay (Example B), NFAT assay (Example C), and whole blood internalization assay (Example D). The cutoffs for ranges of values observed in each of the assays are shown. The results obtained for the tested compounds are shown in Table 15.

15

Cutoffs	+	++	+++
HTRF binding assay			
IC ₅₀ (nM)	<= 5 nM	> 5 to <= 10	> 10 to <= 100
SHP Assay			
IC ₅₀ (nM)	<= 10 nM	> 10 to <= 100	> 100 to <= 500
NFAT assay			
EC ₅₀ (nM)	<= 10 nM	> 10 to <= 100	> 100 to <= 500
whole blood			
internalization assay			
IC ₅₀ (nM)	<= 10 nM	> 10 to <= 100	> 100 to <= 500

Table 15

Example	HTRF binding IC ₅₀ (nM)	SHP IC ₅₀ (nM)	NFAT EC ₅₀ (nM)	Whole Blood (24HR) IC ₅₀ (nM)
1	+	+	++	+
2	+	+	++	++
3	+	+	++	
4	+	+	++	
5	+	+	+	
6	+	+	++	
7	+		++	++
8	+	+	++	+++
9	+	+	++	++
10	+	+	++	++
11	++	++	++	+++

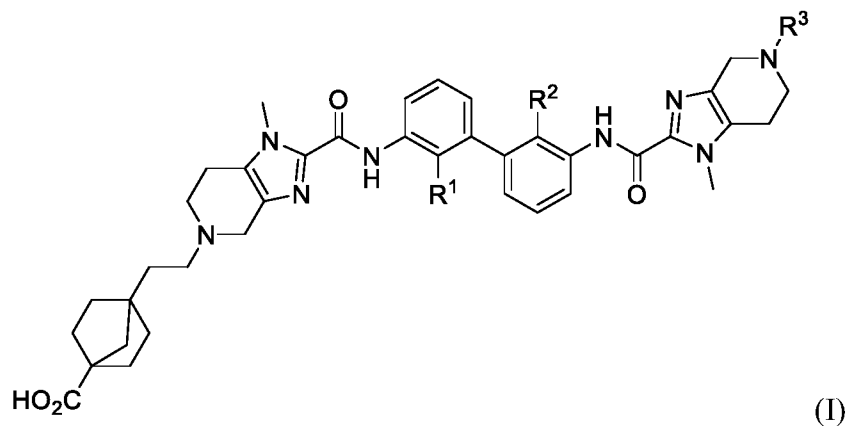
12	+	+	++	++
13	+	+	+	++
14	+	+	++	++
15	+	+	++	++
16	+	+	+	++
17	+	+	++	++
18	+	+	++	++
19	+	+	++	++
20	+	+	++	++
21	+	+	++	++
22	+	+	++	++
23	+	+	++	+++
24	+	+	++	++
25	+	++	++	+++
26	+	+	++	
27	+	+	++	++
28	+		++	++
29	+	+	++	
30	+	+	++	++
31	+	+	++	++
32	+		++	++
33	+		++	++
34	+	+	++	++
35	+	++	+++	+++
36	+	+	++	++
37	+	+	++	++
38	+	+	++	++
39	+	+	++	
40	+	+	++	++
41	+	+	++	++
42	+	+	++	++
43	+	+	++	++
44	+	+	++	+++
45	++	+	++	+++
46	+	+	++	
47	+		++	
48	+	+	++	
49	+		++	
50	+		++	
51	+	+	++	++
52	+	++	+++	
53	+	+	++	
54	+	+	++	+++
55	+	+	++	
56	+	+	++	+++
57	+	+	++	++
58	+	+	++	+++
59	+	+	+++	

60 (compound 1)	+	+	+	++
60 (compound 2)	+	+	+	++
61 (compound 1)	+	+	++	++
61 (compound 2)	+	+	++	++
62	+	+	++	++
63	+		++	++
64	+		+	++
65	+	+	++	++
66	+	+	+	++

Various modifications of the invention, in addition to those described herein, will be apparent to those skilled in the art from the foregoing description. Such modifications are also intended to fall within the scope of the appended claims. Each reference, including without
5 limitation all patent, patent applications, and publications, cited in the present application is incorporated herein by reference in its entirety.

The claims defining the invention are as follows:

1. A compound of Formula I:



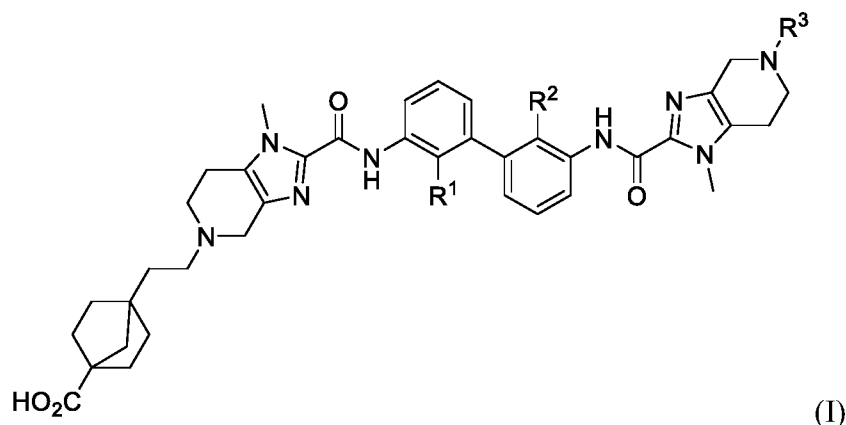
or a pharmaceutically acceptable salt or a stereoisomer thereof, wherein:

R¹ is methyl, CN, F, Cl, or Br;

R² is methyl, CN, F, Cl, or Br; and

R³ is H, C₁₋₄ alkyl, C₃₋₈ cycloalkyl, C₃₋₈ cycloalkyl-C₁₋₂ alkyl-, C₆₋₁₀ aryl, C₆₋₁₀ aryl-C₁₋₂ alkyl, 5- to 6-membered heteroaryl, 5- to 6-membered heteroaryl-C₁₋₂ alkyl, 4- to 6-membered heterocycloalkyl or 4- to 6-membered heterocycloalkyl-C₁₋₂ alkyl-, wherein the 5- to 6-membered heteroaryl, 5- to 6-membered heteroaryl-C₁₋₂ alkyl, 4- to 6-membered heterocycloalkyl and 4- to 6-membered heterocycloalkyl-C₁₋₂ alkyl- each has one or two heteroatoms as ring members selected from O, N and S, and wherein the C₁₋₄ alkyl, C₃₋₈ cycloalkyl, C₃₋₈ cycloalkyl-C₁₋₂ alkyl-, C₆₋₁₀ aryl, C₆₋₁₀ aryl-C₁₋₂ alkyl, 5- to 6-membered heteroaryl, 5- to 6-membered heteroaryl-C₁₋₂ alkyl, 4- to 6-membered heterocycloalkyl and 4- to 6-membered heterocycloalkyl-C₁₋₂ alkyl- of R³ are each optionally substituted with 1 or 2 substituents independently selected from CONH₂, SO₂NH₂, COOH, OH, CON(CH₃)₂, CH₃, F, Cl, Br, CN, ethyl, and propyl.

2. A compound of Formula I:



or a pharmaceutically acceptable salt or a stereoisomer thereof, wherein:

R^1 is methyl, CN, F, Cl, or Br;

R^2 is methyl, CN, F, Cl, or Br; and

R^3 is H, C_{1-4} alkyl, C_{3-8} cycloalkyl, C_{3-8} cycloalkyl- C_{1-2} alkyl-, C_{6-10} aryl, C_{6-10} aryl- C_{1-2} alkyl, 5- to 6-membered heteroaryl, 5- to 6-membered heteroaryl- C_{1-2} alkyl, 4- to 6-membered heterocycloalkyl or 4- to 6-membered heterocycloalkyl- C_{1-2} alkyl-, wherein the 5- to 6-membered heteroaryl, 5- to 6-membered heteroaryl- C_{1-2} alkyl, 4- to 6-membered heterocycloalkyl and 4- to 6-membered heterocycloalkyl- C_{1-2} alkyl- each has one or two heteroatoms as ring members selected from O, N and S, and wherein the C_{1-4} alkyl, C_{3-8} cycloalkyl, C_{3-8} cycloalkyl- C_{1-2} alkyl-, C_{6-10} aryl, C_{6-10} aryl- C_{1-2} alkyl, 5- to 6-membered heteroaryl, 5- to 6-membered heteroaryl- C_{1-2} alkyl, 4- to 6-membered heterocycloalkyl and 4- to 6-membered heterocycloalkyl- C_{1-2} alkyl- of R^3 are each optionally substituted with 1 or 2 substituents independently selected from $CONH_2$, SO_2NH_2 , $COOH$, and OH.

3. The compound of claim 1, or a pharmaceutically acceptable salt or a stereoisomer thereof, wherein R^1 is methyl or Cl.

4. The compound of claim 1, or a pharmaceutically acceptable salt or a stereoisomer thereof, wherein R^1 is Cl.

5. The compound of any one of claims 1-4, or a pharmaceutically acceptable salt or a stereoisomer thereof, wherein R^2 is methyl, CN, or Cl.

6. The compound of any one of claims 1-5, or a pharmaceutically acceptable salt or a stereoisomer thereof, wherein R^2 is Cl.
7. The compound of claim 1, or a pharmaceutically acceptable salt or a stereoisomer thereof, wherein R^1 is Cl and R^2 is Cl; R^1 is Cl and R^2 is methyl; R^1 is methyl and R^2 is Cl; R^1 is Cl and R^2 is CN; or R^1 is methyl and R^2 is methyl.
8. The compound of claim 1, or a pharmaceutically acceptable salt or a stereoisomer thereof, wherein R^1 is Cl and R^2 is Cl.
9. The compound of any one of claims 1-8, or a pharmaceutically acceptable salt or a stereoisomer thereof, wherein R^3 is H, C_{1-4} alkyl, C_{3-8} cycloalkyl, C_{3-8} cycloalkyl- C_{1-2} alkyl-, C_{6-10} aryl- C_{1-2} alkyl, 5- to 6-membered heteroaryl- C_{1-2} alkyl, or 4- to 6-membered heterocycloalkyl, wherein the 5- to 6-membered heteroaryl- C_{1-2} alkyl and 4- to 6-membered heterocycloalkyl each has one or two heteroatoms as ring members selected from O, N and S, and wherein the C_{1-4} alkyl, C_{3-8} cycloalkyl, C_{3-8} cycloalkyl- C_{1-2} alkyl-, C_{6-10} aryl- C_{1-2} alkyl, 5- to 6-membered heteroaryl- C_{1-2} alkyl, and 4- to 6-membered heterocycloalkyl of R^3 are each optionally substituted with 1 or 2 substituents independently selected from $CONH_2$, SO_2NH_2 , $COOH$, and OH.
10. The compound of any one of claims 1-9, or a pharmaceutically acceptable salt or a stereoisomer thereof, wherein R^3 is methyl, ethyl, isopropyl, 1,3-dihydroxypropan-2-yl, 2,3-dihydroxypropyl, 2-hydroxypropyl, 2-hydroxyethyl, 3-hydroxypropyl, carboxymethyl, 3-carboxypropyl or 2-carboxy-2-methylpropyl.
11. The compound of any one of claims 1-8, or a pharmaceutically acceptable salt or a stereoisomer thereof, wherein R^3 is C_{3-8} cycloalkyl- C_{1-2} alkyl-, optionally substituted with 1 or 2 substituents independently selected from $COOH$ and OH.
12. The compound of claim 1, or a pharmaceutically acceptable salt or a stereoisomer thereof, wherein R^3 is cyclobutyl, 4-hydroxycyclohexyl, (1-carboxycyclopropyl)methyl, (4-carboxybicyclo[2.2.1]heptan-1-yl)ethyl, (4-carboxybicyclo[2.2.1]heptan-1-yl)methyl, (4-

carboxybicyclo[2.2.2]octan-1-yl)methyl, (3-carboxybicyclo[1.1.1]pentan-1-yl)methyl, 4-carboxyphenethyl, (4-carboxycyclohexyl)ethyl, or 4-carboxy-4-methylcyclohexyl.

13. The compound of any one of claims 1-8, or a pharmaceutically acceptable salt or a stereoisomer thereof, wherein R³ is cyclobutyl, 4-hydroxycyclohexyl, (1-carboxycyclopropyl)methyl, (4-carboxybicyclo[2.2.1]heptan-1-yl)ethyl, (4-carboxybicyclo[2.2.1]heptan-1-yl)methyl, (4-carboxybicyclo[2.2.2]octan-1-yl)methyl, (3-carboxybicyclo[1.1.1]pentan-1-yl)methyl, or 4-carboxyphenethyl.

14. The compound of any one of claims 1-8, or a pharmaceutically acceptable salt or a stereoisomer thereof, wherein R³ is H, methyl, ethyl, isopropyl, 1,3-dihydroxypropan-2-yl, 2,3-dihydroxypropyl, 2-hydroxypropyl, 2-hydroxyethyl, 3-hydroxypropyl, carboxymethyl, 3-carboxypropyl, 2-carboxy-2-methylpropyl, cyclobutyl, 4-hydroxycyclohexyl, (1-carboxycyclopropyl)methyl, (4-carboxybicyclo[2.2.1]heptan-1-yl)ethyl, (4-carboxybicyclo[2.2.1]heptan-1-yl)methyl, (4-carboxybicyclo[2.2.2]octan-1-yl)methyl, (3-carboxybicyclo[1.1.1]pentan-1-yl)methyl, 4-carboxyphenethyl, (1H-pyrazol-3-yl)methyl, tetrahydro-2H-pyran-4-yl, 1-carbamoylpiperidin-4-yl, 1-sulfamoylpiperidin-4-yl, or (3-carboxy-1H-pyrazol-5-yl)methyl.

15. The compound of claim 1, or a pharmaceutically acceptable salt or a stereoisomer thereof, wherein:

R¹ is methyl, CN, F, Cl, or Br;

R² is methyl, CN, F, Cl, or Br; and

R³ is H, C₁₋₄ alkyl, C₃₋₈ cycloalkyl, C₃₋₈ cycloalkyl-C₁₋₂ alkyl-, C₆₋₁₀ aryl-C₁₋₂ alkyl, 5- to 6-membered heteroaryl-C₁₋₂ alkyl, or 4- to 6-membered heterocycloalkyl, wherein the 5- to 6-membered heteroaryl-C₁₋₂ alkyl and 4- to 6-membered heterocycloalkyl each has one or two heteroatoms as ring members selected from O, N and S, and wherein the C₁₋₄ alkyl, C₃₋₈ cycloalkyl, C₃₋₈ cycloalkyl-C₁₋₂ alkyl-, C₆₋₁₀ aryl-C₁₋₂ alkyl, 5- to 6-membered heteroaryl-C₁₋₂ alkyl, and 4- to 6-membered heterocycloalkyl of R³ are each optionally substituted with 1 or 2 substituents independently selected from CONH₂, SO₂NH₂, COOH, OH, CON(CH₃)₂, and CH₃.

16. The compound of claim 1, or a pharmaceutically acceptable salt or a stereoisomer thereof, wherein:

R^1 is methyl, CN, F, Cl, or Br;

R^2 is methyl, CN, F, Cl, or Br; and

R^3 is H, C_{1-4} alkyl, C_{3-8} cycloalkyl, C_{3-8} cycloalkyl- C_{1-2} alkyl-, C_{6-10} aryl- C_{1-2} alkyl, 5- to 6-membered heteroaryl- C_{1-2} alkyl, or 4- to 6-membered heterocycloalkyl, wherein the 5- to 6-membered heteroaryl- C_{1-2} alkyl and 4- to 6-membered heterocycloalkyl each has one or two heteroatoms as ring members selected from O, N and S, and wherein the C_{1-4} alkyl, C_{3-8} cycloalkyl, C_{3-8} cycloalkyl- C_{1-2} alkyl-, C_{6-10} aryl- C_{1-2} alkyl, 5- to 6-membered heteroaryl- C_{1-2} alkyl, and 4- to 6-membered heterocycloalkyl of R^3 are each optionally substituted with 1 or 2 substituents independently selected from $CONH_2$, SO_2NH_2 , $COOH$, and OH .

17. The compound of claim 1, or a pharmaceutically acceptable salt or a stereoisomer thereof, wherein:

R^1 is methyl or Cl;

R^2 is methyl, CN, or Cl; and

R^3 is H, C_{1-4} alkyl, C_{3-8} cycloalkyl, C_{3-8} cycloalkyl- C_{1-2} alkyl-, C_{6-10} aryl- C_{1-2} alkyl, 5- to 6-membered heteroaryl- C_{1-2} alkyl, or 4- to 6-membered heterocycloalkyl, wherein the 5- to 6-membered heteroaryl- C_{1-2} alkyl and 4- to 6-membered heterocycloalkyl each has one or two heteroatoms as ring members selected from O, N and S, and wherein the C_{1-4} alkyl, C_{3-8} cycloalkyl, C_{3-8} cycloalkyl- C_{1-2} alkyl-, C_{6-10} aryl- C_{1-2} alkyl, 5- to 6-membered heteroaryl- C_{1-2} alkyl, and 4- to 6-membered heterocycloalkyl of R^3 are each optionally substituted with 1 or 2 substituents independently selected from $CONH_2$, SO_2NH_2 , $COOH$, OH , $CON(CH_3)_2$, and CH_3 .

18. The compound of claim 1, or a pharmaceutically acceptable salt or a stereoisomer thereof, wherein:

R^1 is methyl or Cl;

R^2 is methyl, CN, or Cl; and

R^3 is H, C_{1-4} alkyl, C_{3-8} cycloalkyl, C_{3-8} cycloalkyl- C_{1-2} alkyl-, C_{6-10} aryl- C_{1-2} alkyl, 5- to 6-membered heteroaryl- C_{1-2} alkyl, or 4- to 6-membered heterocycloalkyl, wherein the 5- to 6-membered heteroaryl- C_{1-2} alkyl and 4- to 6-membered heterocycloalkyl each has one or two heteroatoms as ring members selected from O, N and S, and wherein the C_{1-4} alkyl, C_{3-8}

cycloalkyl, C₃₋₈ cycloalkyl-C₁₋₂ alkyl-, C₆₋₁₀ aryl-C₁₋₂ alkyl, 5- to 6-membered heteroaryl-C₁₋₂ alkyl, and 4- to 6-membered heterocycloalkyl of R³ are each optionally substituted with 1 or 2 substituents independently selected from CONH₂, SO₂NH₂, COOH, and OH.

19. The compound of claim 1, or a pharmaceutically acceptable salt or a stereoisomer thereof, wherein:

R¹ is methyl or Cl;

R² is methyl, CN, or Cl; and

R³ is H, methyl, ethyl, isopropyl, 1,3-dihydroxypropan-2-yl, 2,3-dihydroxypropyl, 2-hydroxypropyl, 2-hydroxyethyl, 3-hydroxypropyl, carboxymethyl, 3-carboxypropyl, 2-carboxy-2-methylpropyl, cyclobutyl, 4-hydroxycyclohexyl, (1-carboxycyclopropyl)methyl, (4-carboxybicyclo[2.2.1]heptan-1-yl)ethyl, (4-carboxybicyclo[2.2.1]heptan-1-yl)methyl, (4-carboxybicyclo[2.2.2]octan-1-yl)methyl, (3-carboxybicyclo[1.1.1]pentan-1-yl)methyl, 4-carboxyphenethyl, (1H-pyrazol-3-yl)methyl, tetrahydro-2H-pyran-4-yl, 1-carbamoylpiperidin-4-yl, 1-sulfamoylpiperidin-4-yl, (3-carboxy-1H-pyrazol-5-yl)methyl, 4-carboxybutyl, (4-carboxycyclohexyl)ethyl, or 4-carboxy-4-methylcyclohexyl.

20. The compound of claim 1, or a pharmaceutically acceptable salt or a stereoisomer thereof, wherein:

R¹ is methyl or Cl;

R² is methyl, CN, or Cl; and

R³ is H, methyl, ethyl, isopropyl, 1,3-dihydroxypropan-2-yl, 2,3-dihydroxypropyl, 2-hydroxypropyl, 2-hydroxyethyl, 3-hydroxypropyl, carboxymethyl, 3-carboxypropyl, 2-carboxy-2-methylpropyl, cyclobutyl, 4-hydroxycyclohexyl, (1-carboxycyclopropyl)methyl, (4-carboxybicyclo[2.2.1]heptan-1-yl)ethyl, (4-carboxybicyclo[2.2.1]heptan-1-yl)methyl, (4-carboxybicyclo[2.2.2]octan-1-yl)methyl, (3-carboxybicyclo[1.1.1]pentan-1-yl)methyl, 4-carboxyphenethyl, (1H-pyrazol-3-yl)methyl, tetrahydro-2H-pyran-4-yl, 1-carbamoylpiperidin-4-yl, 1-sulfamoylpiperidin-4-yl, or (3-carboxy-1H-pyrazol-5-yl)methyl.

21. The compound of claim 1, wherein the compound is selected from:

4-(2-(2-((2,2'-dichloro-3'-(1-methyl-4,5,6,7-tetrahydro-1H-imidazo[4,5-c]pyridine-2-carboxamido)-[1,1'-biphenyl]-3-yl)carbamoyl)-1-methyl-1,4,6,7-tetrahydro-5H-imidazo[4,5-c]pyridin-5-yl)ethyl)bicyclo[2.2.1]heptane-1-carboxylic acid;

4-(2-(2-((2,2'-dichloro-3'-(1-methyl-5-(tetrahydro-2H-pyran-4-yl)-4,5,6,7-tetrahydro-1H-imidazo[4,5-c]pyridine-2-carboxamido)-[1,1'-biphenyl]-3-yl)carbamoyl)-1-methyl-1,4,6,7-tetrahydro-5H-imidazo[4,5-c]pyridin-5-yl)ethyl)bicyclo[2.2.1]heptane-1-carboxylic acid;

4-(2-(2-((2,2'-dichloro-3'-(1,5-dimethyl-4,5,6,7-tetrahydro-1H-imidazo[4,5-c]pyridine-2-carboxamido)-[1,1'-biphenyl]-3-yl)carbamoyl)-1-methyl-1,4,6,7-tetrahydro-5H-imidazo[4,5-c]pyridin-5-yl)ethyl)bicyclo[2.2.1]heptane-1-carboxylic acid;

4-(2-(2-((2,2'-dichloro-3'-(5-ethyl-1-methyl-4,5,6,7-tetrahydro-1H-imidazo[4,5-c]pyridine-2-carboxamido)-[1,1'-biphenyl]-3-yl)carbamoyl)-1-methyl-1,4,6,7-tetrahydro-5H-imidazo[4,5-c]pyridin-5-yl)ethyl)bicyclo[2.2.1]heptane-1-carboxylic acid;

4-(2-(2-((2,2'-dichloro-3'-(5-isopropyl-1-methyl-4,5,6,7-tetrahydro-1H-imidazo[4,5-c]pyridine-2-carboxamido)-[1,1'-biphenyl]-3-yl)carbamoyl)-1-methyl-1,4,6,7-tetrahydro-5H-imidazo[4,5-c]pyridin-5-yl)ethyl)bicyclo[2.2.1]heptane-1-carboxylic acid;

4-(2-(2-((2,2'-dichloro-3'-(5-cyclobutyl-1-methyl-4,5,6,7-tetrahydro-1H-imidazo[4,5-c]pyridine-2-carboxamido)-[1,1'-biphenyl]-3-yl)carbamoyl)-1-methyl-1,4,6,7-tetrahydro-5H-imidazo[4,5-c]pyridin-5-yl)ethyl)bicyclo[2.2.1]heptane-1-carboxylic acid;

4-(2-(2-((3'-(5-(1-carbamoylpiperidin-4-yl)-1-methyl-4,5,6,7-tetrahydro-1H-imidazo[4,5-c]pyridine-2-carboxamido)-2,2'-dichloro-[1,1'-biphenyl]-3-yl)carbamoyl)-1-methyl-1,4,6,7-tetrahydro-5H-imidazo[4,5-c]pyridin-5-yl)ethyl)bicyclo[2.2.1]heptane-1-carboxylic acid;

4-(2-(2-((2,2'-dichloro-3'-(1-methyl-5-(1-sulfamoylpiperidin-4-yl)-4,5,6,7-tetrahydro-1H-imidazo[4,5-c]pyridine-2-carboxamido)-[1,1'-biphenyl]-3-yl)carbamoyl)-1-methyl-1,4,6,7-tetrahydro-5H-imidazo[4,5-c]pyridin-5-yl)ethyl)bicyclo[2.2.1]heptane-1-carboxylic acid;

4-(2-(2-((3'-(5-((1H-pyrazol-3-yl)methyl)-1-methyl-4,5,6,7-tetrahydro-1H-imidazo[4,5-c]pyridine-2-carboxamido)-2,2'-dichloro-[1,1'-biphenyl]-3-yl)carbamoyl)-1-methyl-1,4,6,7-tetrahydro-5H-imidazo[4,5-c]pyridin-5-yl)ethyl)bicyclo[2.2.1]heptane-1-carboxylic acid;

4-(2-(2-((2,2'-dichloro-3'-(5-(1,3-dihydroxypropan-2-yl)-1-methyl-4,5,6,7-tetrahydro-1H-imidazo[4,5-c]pyridine-2-carboxamido)-[1,1'-biphenyl]-3-yl)carbamoyl)-1-methyl-1,4,6,7-tetrahydro-5H-imidazo[4,5-c]pyridin-5-yl)ethyl)bicyclo[2.2.1]heptane-1-carboxylic acid;

(R)-4-(2-(2-((2,2'-dichloro-3'-(5-(2,3-dihydroxypropyl)-1-methyl-4,5,6,7-tetrahydro-1H-imidazo[4,5-c]pyridine-2-carboxamido)-[1,1'-biphenyl]-3-yl)carbamoyl)-1-methyl-1,4,6,7-tetrahydro-5H-imidazo[4,5-c]pyridin-5-yl)ethyl)bicyclo[2.2.1]heptane-1-carboxylic acid;

(S)-4-(2-(2-((2,2'-dichloro-3'-(5-(2,3-dihydroxypropyl)-1-methyl-4,5,6,7-tetrahydro-1H-imidazo[4,5-c]pyridine-2-carboxamido)-[1,1'-biphenyl]-3-yl)carbamoyl)-1-methyl-1,4,6,7-tetrahydro-5H-imidazo[4,5-c]pyridin-5-yl)ethyl)bicyclo[2.2.1]heptane-1-carboxylic acid;

(R)-4-(2-(2-((2,2'-dichloro-3'-(5-(2-hydroxypropyl)-1-methyl-4,5,6,7-tetrahydro-1H-imidazo[4,5-c]pyridine-2-carboxamido)-[1,1'-biphenyl]-3-yl)carbamoyl)-1-methyl-1,4,6,7-tetrahydro-5H-imidazo[4,5-c]pyridin-5-yl)ethyl)bicyclo[2.2.1]heptane-1-carboxylic acid;

(S)-4-(2-(2-((2,2'-dichloro-3'-(5-(2-hydroxypropyl)-1-methyl-4,5,6,7-tetrahydro-1H-imidazo[4,5-c]pyridine-2-carboxamido)-[1,1'-biphenyl]-3-yl)carbamoyl)-1-methyl-1,4,6,7-tetrahydro-5H-imidazo[4,5-c]pyridin-5-yl)ethyl)bicyclo[2.2.1]heptane-1-carboxylic acid;

4-(2-(2-((2,2'-dichloro-3'-(5-(2-hydroxyethyl)-1-methyl-4,5,6,7-tetrahydro-1H-imidazo[4,5-c]pyridine-2-carboxamido)-[1,1'-biphenyl]-3-yl)carbamoyl)-1-methyl-1,4,6,7-tetrahydro-5H-imidazo[4,5-c]pyridin-5-yl)ethyl)bicyclo[2.2.1]heptane-1-carboxylic acid;

4-(2-(2-((2,2'-dichloro-3'-(5-(3-hydroxypropyl)-1-methyl-4,5,6,7-tetrahydro-1H-imidazo[4,5-c]pyridine-2-carboxamido)-[1,1'-biphenyl]-3-yl)carbamoyl)-1-methyl-1,4,6,7-tetrahydro-5H-imidazo[4,5-c]pyridin-5-yl)ethyl)bicyclo[2.2.1]heptane-1-carboxylic acid;

4,4'-((((2,2'-dichloro-[1,1'-biphenyl]-3,3'-diyl)bis(azanediyl))bis(carbonyl))bis(1-methyl-1,4,6,7-tetrahydro-5H-imidazo[4,5-c]pyridine-2,5-diyl))bis(ethane-2,1-diyl))bis(bicyclo[2.2.1]heptane-1-carboxylic acid);

4-((2-((3'-(5-(2-(4-carboxybicyclo[2.2.1]heptan-1-yl)ethyl)-1-methyl-4,5,6,7-tetrahydro-1H-imidazo[4,5-c]pyridine-2-carboxamido)-2,2'-dichloro-[1,1'-biphenyl]-3-yl)carbamoyl)-1-methyl-1,4,6,7-tetrahydro-5H-imidazo[4,5-c]pyridin-5-yl)methyl)bicyclo[2.2.1]heptane-1-carboxylic acid;

4-(2-(2-((3'-(5-(carboxymethyl)-1-methyl-4,5,6,7-tetrahydro-1H-imidazo[4,5-c]pyridine-2-carboxamido)-2,2'-dichloro-[1,1'-biphenyl]-3-yl)carbamoyl)-1-methyl-1,4,6,7-tetrahydro-5H-imidazo[4,5-c]pyridin-5-yl)ethyl)bicyclo[2.2.1]heptane-1-carboxylic acid;

4-(2-(2-((3'-(5-(3-carboxypropyl)-1-methyl-4,5,6,7-tetrahydro-1H-imidazo[4,5-c]pyridine-2-carboxamido)-2,2'-dichloro-[1,1'-biphenyl]-3-yl)carbamoyl)-1-methyl-1,4,6,7-tetrahydro-5H-imidazo[4,5-c]pyridin-5-yl)ethyl)bicyclo[2.2.1]heptane-1-carboxylic acid;

4-(2-(2-((3'-(5-(2-carboxy-2-methylpropyl)-1-methyl-4,5,6,7-tetrahydro-1H-imidazo[4,5-c]pyridine-2-carboxamido)-2,2'-dichloro-[1,1'-biphenyl]-3-yl)carbamoyl)-1-methyl-1,4,6,7-tetrahydro-5H-imidazo[4,5-c]pyridin-5-yl)ethyl)bicyclo[2.2.1]heptane-1-carboxylic acid;

4-(2-(2-((3'-(5-((1-carboxycyclopropyl)methyl)-1-methyl-4,5,6,7-tetrahydro-1H-imidazo[4,5-c]pyridine-2-carboxamido)-2,2'-dichloro-[1,1'-biphenyl]-3-yl)carbamoyl)-1-methyl-1,4,6,7-tetrahydro-5H-imidazo[4,5-c]pyridin-5-yl)ethyl)bicyclo[2.2.1]heptane-1-carboxylic acid;

4-((2-((3'-(5-(2-(4-carboxybicyclo[2.2.1]heptan-1-yl)ethyl)-1-methyl-4,5,6,7-tetrahydro-1H-imidazo[4,5-c]pyridine-2-carboxamido)-2,2'-dichloro-[1,1'-biphenyl]-3-yl)carbamoyl)-1-methyl-1,4,6,7-tetrahydro-5H-imidazo[4,5-c]pyridin-5-yl)methyl)bicyclo[2.2.2]octane-1-carboxylic acid;

3-((2-((3'-(5-(2-(4-carboxybicyclo[2.2.1]heptan-1-yl)ethyl)-1-methyl-4,5,6,7-tetrahydro-1H-imidazo[4,5-c]pyridine-2-carboxamido)-2,2'-dichloro-[1,1'-biphenyl]-3-yl)carbamoyl)-1-methyl-1,4,6,7-tetrahydro-5H-imidazo[4,5-c]pyridin-5-yl)methyl)bicyclo[1.1.1]pentane-1-carboxylic acid;

4-(2-(2-((3'-(5-(4-carboxyphenethyl)-1-methyl-4,5,6,7-tetrahydro-1H-imidazo[4,5-c]pyridine-2-carboxamido)-2,2'-dichloro-[1,1'-biphenyl]-3-yl)carbamoyl)-1-methyl-1,4,6,7-tetrahydro-5H-imidazo[4,5-c]pyridin-5-yl)ethyl)bicyclo[2.2.1]heptane-1-carboxylic acid;

5-((2-((3'-(5-(2-(4-carboxybicyclo[2.2.1]heptan-1-yl)ethyl)-1-methyl-4,5,6,7-tetrahydro-1H-imidazo[4,5-c]pyridine-2-carboxamido)-2,2'-dichloro-[1,1'-biphenyl]-3-yl)carbamoyl)-1-methyl-1,4,6,7-tetrahydro-5H-imidazo[4,5-c]pyridin-5-yl)methyl)-1H-pyrazole-3-carboxylic acid;

4-(2-(2-((2-chloro-2'-methyl-3'-(1-methyl-4,5,6,7-tetrahydro-1H-imidazo[4,5-c]pyridine-2-carboxamido)-[1,1'-biphenyl]-3-yl)carbamoyl)-1-methyl-1,4,6,7-tetrahydro-5H-imidazo[4,5-c]pyridin-5-yl)ethyl)bicyclo[2.2.1]heptane-1-carboxylic acid;

4-(2-(2-((2-chloro-2'-methyl-3'-(1-methyl-5-(tetrahydro-2H-pyran-4-yl)-4,5,6,7-tetrahydro-1H-imidazo[4,5-c]pyridine-2-carboxamido)-[1,1'-biphenyl]-3-yl)carbamoyl)-1-methyl-1,4,6,7-tetrahydro-5H-imidazo[4,5-c]pyridin-5-yl)ethyl)bicyclo[2.2.1]heptane-1-carboxylic acid;

4-(2-(2-((2-chloro-3'-(1,5-dimethyl-4,5,6,7-tetrahydro-1H-imidazo[4,5-c]pyridine-2-carboxamido)-2'-methyl-[1,1'-biphenyl]-3-yl)carbamoyl)-1-methyl-1,4,6,7-tetrahydro-5H-imidazo[4,5-c]pyridin-5-yl)ethyl)bicyclo[2.2.1]heptane-1-carboxylic acid;

4-(2-(2-((3'-(5-(1-carbamoylpiperidin-4-yl)-1-methyl-4,5,6,7-tetrahydro-1H-imidazo[4,5-c]pyridine-2-carboxamido)-2-chloro-2'-methyl-[1,1'-biphenyl]-3-yl)carbamoyl)-1-methyl-1,4,6,7-tetrahydro-5H-imidazo[4,5-c]pyridin-5-yl)ethyl)bicyclo[2.2.1]heptane-1-carboxylic acid;

(R)-4-(2-(2-((2-chloro-3'-(5-(2-hydroxypropyl)-1-methyl-4,5,6,7-tetrahydro-1H-imidazo[4,5-c]pyridine-2-carboxamido)-2'-methyl-[1,1'-biphenyl]-3-yl)carbamoyl)-1-methyl-1,4,6,7-tetrahydro-5H-imidazo[4,5-c]pyridin-5-yl)ethyl)bicyclo[2.2.1]heptane-1-carboxylic acid;

(S)-4-(2-(2-((2-chloro-3'-(5-(2-hydroxypropyl)-1-methyl-4,5,6,7-tetrahydro-1H-imidazo[4,5-c]pyridine-2-carboxamido)-2'-methyl-[1,1'-biphenyl]-3-yl)carbamoyl)-1-methyl-1,4,6,7-tetrahydro-5H-imidazo[4,5-c]pyridin-5-yl)ethyl)bicyclo[2.2.1]heptane-1-carboxylic acid;

4-(2-(2-((2-chloro-3'-(5-(2-hydroxyethyl)-1-methyl-4,5,6,7-tetrahydro-1H-imidazo[4,5-c]pyridine-2-carboxamido)-2'-methyl-[1,1'-biphenyl]-3-yl)carbamoyl)-1-methyl-1,4,6,7-tetrahydro-5H-imidazo[4,5-c]pyridin-5-yl)ethyl)bicyclo[2.2.1]heptane-1-carboxylic acid;

4,4'-((((2-chloro-2'-methyl-[1,1'-biphenyl]-3,3'-diyl)bis(azanediyl))bis(carbonyl))bis(1-methyl-1,4,6,7-tetrahydro-5H-imidazo[4,5-c]pyridine-2,5-diyl))bis(ethane-2,1-diyl))bis(bicyclo[2.2.1]heptane-1-carboxylic acid);

4-((2-((3'-(5-(2-(4-carboxybicyclo[2.2.1]heptan-1-yl)ethyl)-1-methyl-4,5,6,7-tetrahydro-1H-imidazo[4,5-c]pyridine-2-carboxamido)-2'-chloro-2-methyl-[1,1'-biphenyl]-3-yl)carbamoyl)-1-methyl-1,4,6,7-tetrahydro-5H-imidazo[4,5-c]pyridin-5-yl)methyl)bicyclo[2.2.1]heptane-1-carboxylic acid;

4-(2-(2-((3'-(5-(4-carboxyphenethyl)-1-methyl-4,5,6,7-tetrahydro-1H-imidazo[4,5-c]pyridine-2-carboxamido)-2-chloro-2'-methyl-[1,1'-biphenyl]-3-yl)carbamoyl)-1-methyl-1,4,6,7-tetrahydro-5H-imidazo[4,5-c]pyridin-5-yl)ethyl)bicyclo[2.2.1]heptane-1-carboxylic acid;

4-(2-(2-((2'-chloro-2-methyl-3'-(1-methyl-4,5,6,7-tetrahydro-1H-imidazo[4,5-c]pyridine-2-carboxamido)-[1,1'-biphenyl]-3-yl)carbamoyl)-1-methyl-1,4,6,7-tetrahydro-5H-imidazo[4,5-c]pyridin-5-yl)ethyl)bicyclo[2.2.1]heptane-1-carboxylic acid;

4-(2-(2-((2'-chloro-2-methyl-3'-(1-methyl-5-(tetrahydro-2H-pyran-4-yl)-4,5,6,7-tetrahydro-1H-imidazo[4,5-c]pyridine-2-carboxamido)-[1,1'-biphenyl]-3-yl)carbamoyl)-1-methyl-1,4,6,7-tetrahydro-5H-imidazo[4,5-c]pyridin-5-yl)ethyl)bicyclo[2.2.1]heptane-1-carboxylic acid;

4-(2-(2-((2'-chloro-3'-(1,5-dimethyl-4,5,6,7-tetrahydro-1H-imidazo[4,5-c]pyridine-2-carboxamido)-2-methyl-[1,1'-biphenyl]-3-yl)carbamoyl)-1-methyl-1,4,6,7-tetrahydro-5H-imidazo[4,5-c]pyridin-5-yl)ethyl)bicyclo[2.2.1]heptane-1-carboxylic acid;

4-(2-(2-((3'-(5-(1-carbamoylpiperidin-4-yl)-1-methyl-4,5,6,7-tetrahydro-1H-imidazo[4,5-c]pyridine-2-carboxamido)-2'-chloro-2-methyl-[1,1'-biphenyl]-3-yl)carbamoyl)-1-methyl-1,4,6,7-tetrahydro-5H-imidazo[4,5-c]pyridin-5-yl)ethyl)bicyclo[2.2.1]heptane-1-carboxylic acid;

(R)-4-(2-(2-((2'-chloro-3'-(5-(2-hydroxypropyl)-1-methyl-4,5,6,7-tetrahydro-1H-imidazo[4,5-c]pyridine-2-carboxamido)-2-methyl-[1,1'-biphenyl]-3-yl)carbamoyl)-1-methyl-1,4,6,7-tetrahydro-5H-imidazo[4,5-c]pyridin-5-yl)ethyl)bicyclo[2.2.1]heptane-1-carboxylic acid;

(S)-4-(2-(2-((2'-chloro-3'-(5-(2-hydroxypropyl)-1-methyl-4,5,6,7-tetrahydro-1H-imidazo[4,5-c]pyridine-2-carboxamido)-2-methyl-[1,1'-biphenyl]-3-yl)carbamoyl)-1-methyl-1,4,6,7-tetrahydro-5H-imidazo[4,5-c]pyridin-5-yl)ethyl)bicyclo[2.2.1]heptane-1-carboxylic acid;

4-(2-(2-((2'-chloro-3'-(5-(2-hydroxyethyl)-1-methyl-4,5,6,7-tetrahydro-1H-imidazo[4,5-c]pyridine-2-carboxamido)-2-methyl-[1,1'-biphenyl]-3-yl)carbamoyl)-1-methyl-1,4,6,7-tetrahydro-5H-imidazo[4,5-c]pyridin-5-yl)ethyl)bicyclo[2.2.1]heptane-1-carboxylic acid;

4-((2-((3'-(5-(2-(4-carboxybicyclo[2.2.1]heptan-1-yl)ethyl)-1-methyl-4,5,6,7-tetrahydro-1H-imidazo[4,5-c]pyridine-2-carboxamido)-2-chloro-2'-methyl-[1,1'-biphenyl]-3-yl)carbamoyl)-1-methyl-1,4,6,7-tetrahydro-5H-imidazo[4,5-c]pyridin-5-yl)methyl)bicyclo[2.2.1]heptane-1-carboxylic acid;

4-(2-(2-((3'-(5-(4-carboxyphenethyl)-1-methyl-4,5,6,7-tetrahydro-1H-imidazo[4,5-c]pyridine-2-carboxamido)-2'-chloro-2-methyl-[1,1'-biphenyl]-3-yl)carbamoyl)-1-methyl-1,4,6,7-tetrahydro-5H-imidazo[4,5-c]pyridin-5-yl)ethyl)bicyclo[2.2.1]heptane-1-carboxylic acid;

4-(2-(2-((2-chloro-2'-cyano-3'-(1-methyl-4,5,6,7-tetrahydro-1H-imidazo[4,5-c]pyridine-2-carboxamido)-[1,1'-biphenyl]-3-yl)carbamoyl)-1-methyl-1,4,6,7-tetrahydro-5H-imidazo[4,5-c]pyridin-5-yl)ethyl)bicyclo[2.2.1]heptane-1-carboxylic acid;

4-(2-(2-((2-chloro-2'-cyano-3'-(1-methyl-5-(tetrahydro-2H-pyran-4-yl)-4,5,6,7-tetrahydro-1H-imidazo[4,5-c]pyridine-2-carboxamido)-[1,1'-biphenyl]-3-yl)carbamoyl)-1-methyl-1,4,6,7-tetrahydro-5H-imidazo[4,5-c]pyridin-5-yl)ethyl)bicyclo[2.2.1]heptane-1-carboxylic acid;

4-(2-(2-((2-chloro-2'-cyano-3'-(1,5-dimethyl-4,5,6,7-tetrahydro-1H-imidazo[4,5-c]pyridine-2-carboxamido)-[1,1'-biphenyl]-3-yl)carbamoyl)-1-methyl-1,4,6,7-tetrahydro-5H-imidazo[4,5-c]pyridin-5-yl)ethyl)bicyclo[2.2.1]heptane-1-carboxylic acid;

(R)-4-(2-(2-((2-chloro-2'-cyano-3'-(5-(2-hydroxypropyl)-1-methyl-4,5,6,7-tetrahydro-1H-imidazo[4,5-c]pyridine-2-carboxamido)-[1,1'-biphenyl]-3-yl)carbamoyl)-1-methyl-1,4,6,7-tetrahydro-5H-imidazo[4,5-c]pyridin-5-yl)ethyl)bicyclo[2.2.1]heptane-1-carboxylic acid;

4-(2-(2-((2-chloro-2'-cyano-3'-(5-(2-hydroxyethyl)-1-methyl-4,5,6,7-tetrahydro-1H-imidazo[4,5-c]pyridine-2-carboxamido)-[1,1'-biphenyl]-3-yl)carbamoyl)-1-methyl-1,4,6,7-tetrahydro-5H-imidazo[4,5-c]pyridin-5-yl)ethyl)bicyclo[2.2.1]heptane-1-carboxylic acid;

4,4'-((((2-chloro-2'-cyano-[1,1'-biphenyl]-3,3'-diyl)bis(azanediyl))bis(carbonyl))bis(1-methyl-1,4,6,7-tetrahydro-5H-imidazo[4,5-c]pyridine-2,5-diyl))bis(ethane-2,1-diyl))bis(bicyclo[2.2.1]heptane-1-carboxylic acid);

4-(((2-((3'-(5-(2-(4-carboxybicyclo[2.2.1]heptan-1-yl)ethyl)-1-methyl-4,5,6,7-tetrahydro-1H-imidazo[4,5-c]pyridine-2-carboxamido)-2'-chloro-2'-cyano-[1,1'-biphenyl]-3-yl)carbamoyl)-1-methyl-1,4,6,7-tetrahydro-5H-imidazo[4,5-c]pyridin-5-yl)methyl)bicyclo[2.2.1]heptane-1-carboxylic acid;

4-(2-(2-((2,2'-dimethyl-3'-(1-methyl-4,5,6,7-tetrahydro-1H-imidazo[4,5-c]pyridine-2-carboxamido)-[1,1'-biphenyl]-3-yl)carbamoyl)-1-methyl-1,4,6,7-tetrahydro-5H-imidazo[4,5-c]pyridin-5-yl)ethyl)bicyclo[2.2.1]heptane-1-carboxylic acid;

4,4'-((((2,2'-dimethyl-[1,1'-biphenyl]-3,3'-diyl)bis(azanediyl))bis(carbonyl))bis(1-methyl-1,4,6,7-tetrahydro-5H-imidazo[4,5-c]pyridine-2,5-diyl))bis(ethane-2,1-diyl))bis(bicyclo[2.2.1]heptane-1-carboxylic acid);

4-(((2-((3'-(5-(2-(4-carboxybicyclo[2.2.1]heptan-1-yl)ethyl)-1-methyl-4,5,6,7-tetrahydro-1H-imidazo[4,5-c]pyridine-2-carboxamido)-2,2'-dimethyl-[1,1'-biphenyl]-3-yl)carbamoyl)-1-methyl-1,4,6,7-tetrahydro-5H-imidazo[4,5-c]pyridin-5-yl)methyl)bicyclo[2.2.1]heptane-1-carboxylic acid;

4-(2-(2-((2,2'-dimethyl-3'-(1-methyl-5-(tetrahydro-2H-pyran-4-yl)-4,5,6,7-tetrahydro-1H-imidazo[4,5-c]pyridine-2-carboxamido)-[1,1'-biphenyl]-3-yl)carbamoyl)-1-methyl-1,4,6,7-tetrahydro-5H-imidazo[4,5-c]pyridin-5-yl)ethyl)bicyclo[2.2.1]heptane-1-carboxylic acid;

(R)-4-(2-(2-((3'-(5-(2-hydroxypropyl)-1-methyl-4,5,6,7-tetrahydro-1H-imidazo[4,5-c]pyridine-2-carboxamido)-2,2'-dimethyl-[1,1'-biphenyl]-3-yl)carbamoyl)-1-methyl-1,4,6,7-

tetrahydro-5H-imidazo[4,5-c]pyridin-5-yl)ethyl)bicyclo[2.2.1]heptane-1-carboxylic acid;

(S)-4-(2-(2-((3'-(5-(2-hydroxypropyl)-1-methyl-4,5,6,7-tetrahydro-1H-imidazo[4,5-c]pyridine-2-carboxamido)-2,2'-dimethyl-[1,1'-biphenyl]-3-yl)carbamoyl)-1-methyl-1,4,6,7-tetrahydro-5H-imidazo[4,5-c]pyridin-5-yl)ethyl)bicyclo[2.2.1]heptane-1-carboxylic acid;

4-(2-(2-((3'-(5-(2-hydroxyethyl)-1-methyl-4,5,6,7-tetrahydro-1H-imidazo[4,5-c]pyridine-2-carboxamido)-2,2'-dimethyl-[1,1'-biphenyl]-3-yl)carbamoyl)-1-methyl-1,4,6,7-tetrahydro-5H-imidazo[4,5-c]pyridin-5-yl)ethyl)bicyclo[2.2.1]heptane-1-carboxylic acid;

4-(2-(2-((2,2'-dichloro-3'-(5-(4-hydroxycyclohexyl)-1-methyl-4,5,6,7-tetrahydro-1H-imidazo[4,5-c]pyridine-2-carboxamido)-[1,1'-biphenyl]-3-yl)carbamoyl)-1-methyl-1,4,6,7-tetrahydro-5H-imidazo[4,5-c]pyridin-5-yl)ethyl)bicyclo[2.2.1]heptane-1-carboxylic acid; and

4-(2-(2-((2-chloro-3'-(5-(4-hydroxycyclohexyl)-1-methyl-4,5,6,7-tetrahydro-1H-imidazo[4,5-c]pyridine-2-carboxamido)-2'-methyl-[1,1'-biphenyl]-3-yl)carbamoyl)-1-methyl-1,4,6,7-tetrahydro-5H-imidazo[4,5-c]pyridin-5-yl)ethyl)bicyclo[2.2.1]heptane-1-carboxylic acid; or a pharmaceutically acceptable salt thereof.

22. The compound of claim 1, wherein the compound is selected from:

4-(2-(2-((3'-(5-(2-(trans-4-carboxycyclohexyl)ethyl)-1-methyl-4,5,6,7-tetrahydro-1H-imidazo[4,5-c]pyridine-2-carboxamido)-2,2'-dichloro-[1,1'-biphenyl]-3-yl)carbamoyl)-1-methyl-1,4,6,7-tetrahydro-5H-imidazo[4,5-c]pyridin-5-yl)ethyl)bicyclo[2.2.1]heptane-1-carboxylic acid;

4-(2-(2-((3'-(5-(4-carboxybutyl)-1-methyl-4,5,6,7-tetrahydro-1H-imidazo[4,5-c]pyridine-2-carboxamido)-2,2'-dichloro-[1,1'-biphenyl]-3-yl)carbamoyl)-1-methyl-1,4,6,7-tetrahydro-5H-imidazo[4,5-c]pyridin-5-yl)ethyl)bicyclo[2.2.1]heptane-1-carboxylic acid;

4-(2-(2-((2,2'-dichloro-3'-(5-(5-(dimethylamino)-5-oxopentyl)-1-methyl-4,5,6,7-tetrahydro-1H-imidazo[4,5-c]pyridine-2-carboxamido)-[1,1'-biphenyl]-3-yl)carbamoyl)-1-methyl-1,4,6,7-tetrahydro-5H-imidazo[4,5-c]pyridin-5-yl)ethyl)bicyclo[2.2.1]heptane-1-carboxylic acid;

4-(2-(2-((3'-(5-(cis-4-carboxy-4-methylcyclohexyl)-1-methyl-4,5,6,7-tetrahydro-1H-imidazo[4,5-c]pyridine-2-carboxamido)-2,2'-dichloro-[1,1'-biphenyl]-3-yl)carbamoyl)-1-methyl-1,4,6,7-tetrahydro-5H-imidazo[4,5-c]pyridin-5-yl)ethyl)bicyclo[2.2.1]heptane-1-carboxylic acid; and

4-(2-(2-((3'-(5-(trans-4-carboxy-4-methylcyclohexyl)-1-methyl-4,5,6,7-tetrahydro-1H-imidazo[4,5-c]pyridine-2-carboxamido)-2,2'-dichloro-[1,1'-biphenyl]-3-yl)carbamoyl)-1-methyl-1,4,6,7-tetrahydro-5H-imidazo[4,5-c]pyridin-5-yl)ethyl)bicyclo[2.2.1]heptane-1-carboxylic acid; or a pharmaceutically acceptable salt thereof.

23. The compound of claim 1, which is 4,4'-((((2-chloro-2'-methyl-[1,1'-biphenyl]-3,3'-diyl)bis(azanediyl))bis(carbonyl))bis(1-methyl-1,4,6,7-tetrahydro-5H-imidazo[4,5-c]pyridine-2,5-diyl))bis(ethane-2,1-diyl))bis(bicyclo[2.2.1]heptane-1-carboxylic acid), or a pharmaceutically acceptable salt thereof.

24. The compound of claim 1, which is 4,4'-((((2,2'-dichloro-[1,1'-biphenyl]-3,3'-diyl)bis(azanediyl))bis(carbonyl))bis(1-methyl-1,4,6,7-tetrahydro-5H-imidazo[4,5-c]pyridine-2,5-diyl))bis(ethane-2,1-diyl))bis(bicyclo[2.2.1]heptane-1-carboxylic acid), or a pharmaceutically acceptable salt thereof.

25. The compound of claim 1, which is 4-((2-((3'-(5-(2-(4-carboxybicyclo[2.2.1]heptan-1-yl)ethyl)-1-methyl-4,5,6,7-tetrahydro-1H-imidazo[4,5-c]pyridine-2-carboxamido)-2,2'-dichloro-[1,1'-biphenyl]-3-yl)carbamoyl)-1-methyl-1,4,6,7-tetrahydro-5H-imidazo[4,5-c]pyridin-5-yl)methyl)bicyclo[2.2.1]heptane-1-carboxylic acid, or a pharmaceutically acceptable salt thereof.

26. The compound of claim 1, which is 4,4'-((((2-chloro-2'-cyano-[1,1'-biphenyl]-3,3'-diyl)bis(azanediyl))bis(carbonyl))bis(1-methyl-1,4,6,7-tetrahydro-5H-imidazo[4,5-c]pyridine-2,5-diyl))bis(ethane-2,1-diyl))bis(bicyclo[2.2.1]heptane-1-carboxylic acid), or a pharmaceutically acceptable salt thereof.

27. A pharmaceutical composition comprising a compound of any one of claims 1-20, or a pharmaceutically acceptable salt or a stereoisomer thereof, or a compound of any one of claims 21-26, or a pharmaceutically acceptable salt thereof, and a pharmaceutically acceptable excipient or carrier.

28. A method of inhibiting PD-1/PD-L1 interaction, said method comprising administering to a patient a compound of any one of claims 1-20, or a pharmaceutically acceptable salt or a stereoisomer thereof, or a compound of any one of claims 21-26, or a pharmaceutically acceptable salt thereof.

29. A method of treating a disease or disorder associated with inhibition of PD-1/PD-L1 interaction, said method comprising administering to a patient in need thereof a therapeutically effective amount of a compound of any one of claims 1-20, or a pharmaceutically acceptable salt or a stereoisomer thereof, or a compound of any one of claims 21-26, or a pharmaceutically acceptable salt thereof.

30. The method according to claim 29, wherein the disease or disorder is an infection disease, inflammation, autoimmune disease, cancer, or neurodegenerative disorder.

31. The method according to claim 30, wherein the disease or disorder is cancer.

32. The method according to claim 31, wherein the cancer is selected from bone cancer, pancreatic cancer, skin cancer, cancer of the head or neck, cutaneous malignant melanoma, intraocular malignant melanoma, ovarian cancer, rectal cancer, cancer of the anal region, stomach cancer, testicular cancer, carcinoma of the fallopian tubes, endometrial cancer, carcinoma of the cervix, carcinoma of the vagina, carcinoma of the vulva, non-Hodgkin's lymphoma, cancer of the esophagus, cancer of the small intestine, cancer of the endocrine system, cancer of the thyroid gland, cancer of the parathyroid gland, cancer of the adrenal gland, sarcoma of soft tissue, cancer of the urethra, cancer of the penis, chronic or acute leukemias, solid tumors of childhood, lymphocytic lymphoma, cancer of the bladder, cancer of the kidney, carcinoma of the renal pelvis, neoplasm of the central nervous system (CNS), primary central nervous system (CNS) lymphoma, tumor angiogenesis, spinal axis tumor, brain stem glioma, pituitary adenoma, Kaposi's sarcoma, epidermoid cancer, squamous cell cancer, T-cell lymphoma, environmentally induced cancers including those induced by asbestos, melanoma, metastatic malignant melanoma, renal cancer, renal clear cell carcinoma, prostate cancer, hormone refractory prostate adenocarcinoma, breast cancer, colon cancer, lung cancer, squamous

cell head and neck cancer, urothelial cancer, cancers with high microsatellite instability (MSI^{high}), solid tumors, prostate cancer solid tumors, colon cancer solid tumors, esophageal cancer solid tumors, endometrial cancer solid tumors, renal cancer solid tumors, hepatic cancer solid tumors, pancreatic cancer solid tumors, gastric cancer solid tumors, breast cancer solid tumors, lung cancer solid tumors, cancers of the head and neck solid tumors, thyroid cancer solid tumors, glioblastoma solid tumors, sarcoma solid tumors, bladder cancer solid tumors, relapsed Non-Hodgkin lymphoma, refractory Non-Hodgkin lymphoma, recurrent follicular Non-Hodgkin lymphoma, Hodgkin lymphoma, cholangiocarcinoma, bile duct cancer, rhabdomyosarcoma, leiomyosarcoma, hepatocellular carcinoma, Ewing's sarcoma, brain cancer, brain tumor, astrocytoma, neuroblastoma, neurofibroma, basal cell carcinoma, chondrosarcoma, epithelioid sarcoma, eye cancer, gastrointestinal cancer, gastrointestinal stromal tumors, hairy cell leukemia, intestinal cancer, islet cell cancer, oral cancer, mouth cancer, throat cancer, laryngeal cancer, lip cancer, mesothelioma, neck cancer, nasal cavity cancer, ocular cancer, ocular melanoma, pelvic cancer, renal cell carcinoma, salivary gland cancer, sinus cancer, tongue cancer, tubular carcinoma, ureteral cancer, genitourinary tract cancers, nervous system cancers, hematological cancers, hematological lymphomas, hematological leukemias, acute lymphoblastic leukemia (ALL), acute myelogenous leukemia (AML), acute promyelocytic leukemia (APL), chronic lymphocytic leukemia (CLL), chronic myelogenous leukemia (CML), diffuse large B-cell lymphoma (DLBCL), mantle cell lymphoma, myeloproliferative diseases, primary myelofibrosis (PMF), polycythemia vera (PV), essential thrombocytosis (ET), myelodysplasia syndrome (MDS), T-cell acute lymphoblastic lymphoma (T-ALL), multiple myeloma (MM), sarcomas, osteosarcoma, angiosarcoma, fibrosarcoma, liposarcoma, myxoma, rhabdomyoma, rhabdosarcoma, fibroma, lipoma, hamartoma, teratoma, non-small cell lung cancer (NSCLC), small cell lung cancer, bronchogenic carcinoma, squamous cell bronchogenic carcinoma, undifferentiated small cell bronchogenic carcinoma, undifferentiated large cell bronchogenic carcinoma, bronchogenic adenocarcinoma, alveolar (bronchiolar) carcinoma, bronchial adenoma, chondromatous hamartoma, esophagus squamous cell carcinoma, esophagus adenocarcinoma, esophagus leiomyosarcoma, esophagus lymphoma, stomach carcinoma, stomach lymphoma, stomach leiomyosarcoma, ductal adenocarcinoma, insulinoma, glucagonoma, gastrinoma, pancreas carcinoid tumors, vipoma, cancers of the small bowel, small bowel adenocarcinoma, small bowel lymphoma, small bowel carcinoid tumors, small bowel leiomyoma, small bowel

hemangioma, small bowel lipoma, small bowel neurofibroma, small bowel fibroma, cancers of the large bowel, large bowel adenocarcinoma, large bowel tubular adenoma, large bowel villous adenoma, large bowel hamartoma, large bowel leiomyoma, colorectal cancer, kidney adenocarcinoma, Wilm's tumor [nephroblastoma], bladder squamous cell carcinoma, bladder transitional cell carcinoma, bladder adenocarcinoma, urethra squamous cell carcinoma, urethra transitional cell carcinoma, urethra adenocarcinoma, prostate adenocarcinoma, prostate sarcoma, cancers of the testis, testis seminoma, testis teratoma, testis embryonal carcinoma, testis teratocarcinoma, testis choriocarcinoma, testis sarcoma, testis interstitial cell carcinoma, testis fibroma, testis fibroadenoma, testis adenomatoid tumors, testis lipoma, liver cancers, hepatoma, hepatoblastoma, hepatocellular adenoma, hemangioma, malignant fibrous histiocytoma, malignant lymphoma (reticulum cell sarcoma), malignant giant cell tumor chordoma, osteochondroma (osteochondilaginous exostoses), benign chondroma, chondroblastoma, chondromyxofibroma, osteoid osteoma, giant cell tumors, cancers of the skull, osteoma, granuloma, xanthoma, osteitis deformans, cancers of the meninges, meningioma, meningiosarcoma, gliomatosis, brain astrocytoma, brain medulloblastoma, brain glioma, brain ependymoma, brain germinoma (pinealoma), brain glioblastoma, brain glioblastoma multiforme, brain oligodendroglioma, brain schwannoma, brain retinoblastoma, brain congenital tumors, cancers of the spinal cord, spinal cord neurofibroma, spinal cord meningioma, spinal cord glioma, spinal cord sarcoma, Lhermitte-Duclos disease, gynecological cancers, endometrial carcinoma, pre-tumor cervical dysplasia, ovarian carcinoma, serous cystadenocarcinoma, mucinous cystadenocarcinoma, unclassified carcinoma, granulosa-thecal cell tumors, Sertoli-Leydig cell tumors, dysgerminoma, malignant teratoma, vulva squamous cell carcinoma, vulva intraepithelial carcinoma, vulva adenocarcinoma, vulva fibrosarcoma, vulva melanoma, vagina clear cell carcinoma, vagina squamous cell carcinoma, botryoid sarcoma, embryonal rhabdomyosarcoma, squamous cell carcinoma, moles dysplastic nevi, skin lipoma, angioma, dermatofibroma, keloids, triple-negative breast cancer (TNBC), and urothelial carcinoma.

33. The method according to claim 31, wherein the cancer is a metastatic cancer that expresses PD-L1.

34. The method according to claim 31, wherein the cancer is lung cancer.

35. The method according to claim 34, wherein the lung cancer is small cell lung cancer.
36. The method according to claim 34, wherein the lung cancer is non-small cell lung cancer.
37. The method according to claim 31, wherein the cancer is cutaneous squamous cell carcinoma.
38. The method according to claim 31, wherein the cancer is hepatic cancer.
39. The method according to claim 38, wherein the hepatic cancer is hepatocellular carcinoma.
40. The method according to claim 31, wherein the cancer is melanoma.
41. The method according to claim 31, wherein the cancer is cancer of the bladder.
42. The method according to claim 31, wherein the cancer is cancer of the urethra.
43. The method according to claim 31, wherein the cancer is renal cancer.
44. The method according to claim 43, wherein the renal cancer is renal clear cell carcinoma.
45. The method according to claim 31, wherein the cancer is selected from cutaneous melanoma, breast invasive carcinoma, squamous cell carcinoma of the head and neck, nonmuscle invasive bladder cancer (NMIBC), biliary tract cancer, squamous cell non-small cell lung cancer (NSCLC), esophagus carcinoma, stomach adenocarcinoma, colorectal adenocarcinoma, urological cancers, papillary kidney carcinoma, testicular germ cell cancer, chromophobe renal cell carcinoma, serous adenocarcinoma, and cutaneous squamous cell carcinoma.

46. A method of enhancing, stimulating and/or increasing the immune response in a patient, said method comprising administering to the patient in need thereof a therapeutically effective amount of a compound of any one of claims 1-20, or a pharmaceutically acceptable salt or a stereoisomer thereof, or a compound of any one of claims 21-26, or a pharmaceutically acceptable salt thereof.
47. Use of a compound of any one of claims 1-20, or a pharmaceutically acceptable salt or a stereoisomer thereof, or a compound of any one of claims 21-26, or a pharmaceutically acceptable salt thereof, in the manufacture of a medicament for inhibiting PD-1/PD-L1 interaction.
48. Use of a compound of any one of claims 1-20, or a pharmaceutically acceptable salt or a stereoisomer thereof, or a compound of any one of claims 21-26, or a pharmaceutically acceptable salt thereof, in the manufacture of a medicament for treating a disease or disorder associated with inhibition of PD-1/PD-L1 interaction.
49. The use according to claim 48, wherein the disease or disorder is an infection disease, inflammation, autoimmune disease, cancer, or neurodegenerative disorder
50. The use according to claim 49, wherein the disease or disorder is cancer.
51. The use according to claim 50, wherein the cancer is selected from bone cancer, pancreatic cancer, skin cancer, cancer of the head or neck, cutaneous malignant melanoma, intraocular malignant melanoma, ovarian cancer, rectal cancer, cancer of the anal region, stomach cancer, testicular cancer, carcinoma of the fallopian tubes, endometrial cancer, carcinoma of the cervix, carcinoma of the vagina, carcinoma of the vulva, non-Hodgkin's lymphoma, cancer of the esophagus, cancer of the small intestine, cancer of the endocrine system, cancer of the thyroid gland, cancer of the parathyroid gland, cancer of the adrenal gland, sarcoma of soft tissue, cancer of the urethra, cancer of the penis, chronic or acute leukemias, solid tumors of childhood, lymphocytic lymphoma, cancer of the bladder, cancer of the kidney, carcinoma of the renal pelvis, neoplasm of the central nervous system (CNS), primary central

nervous system (CNS) lymphoma, tumor angiogenesis, spinal axis tumor, brain stem glioma, pituitary adenoma, Kaposi's sarcoma, epidermoid cancer, squamous cell cancer, T-cell lymphoma, environmentally induced cancers including those induced by asbestos, melanoma, metastatic malignant melanoma, renal cancer, renal clear cell carcinoma, prostate cancer, hormone refractory prostate adenocarcinoma, breast cancer, colon cancer, lung cancer, squamous cell head and neck cancer, urothelial cancer, cancers with high microsatellite instability (MSI^{high}), solid tumors, prostate cancer solid tumors, colon cancer solid tumors, esophageal cancer solid tumors, endometrial cancer solid tumors, renal cancer solid tumors, hepatic cancer solid tumors, pancreatic cancer solid tumors, gastric cancer solid tumors, breast cancer solid tumors, lung cancer solid tumors, cancers of the head and neck solid tumors, thyroid cancer solid tumors, glioblastoma solid tumors, sarcoma solid tumors, bladder cancer solid tumors, relapsed Non-Hodgkin lymphoma, refractory Non-Hodgkin lymphoma, recurrent follicular Non-Hodgkin lymphoma, Hodgkin lymphoma, cholangiocarcinoma, bile duct cancer, rhabdomyosarcoma, leiomyosarcoma, hepatocellular carcinoma, Ewing's sarcoma, brain cancer, brain tumor, astrocytoma, neuroblastoma, neurofibroma, basal cell carcinoma, chondrosarcoma, epithelioid sarcoma, eye cancer, gastrointestinal cancer, gastrointestinal stromal tumors, hairy cell leukemia, intestinal cancer, islet cell cancer, oral cancer, mouth cancer, throat cancer, laryngeal cancer, lip cancer, mesothelioma, neck cancer, nasal cavity cancer, ocular cancer, ocular melanoma, pelvic cancer, renal cell carcinoma, salivary gland cancer, sinus cancer, tongue cancer, tubular carcinoma, ureteral cancer, genitourinary tract cancers, nervous system cancers, hematological cancers, hematological lymphomas, hematological leukemias, acute lymphoblastic leukemia (ALL), acute myelogenous leukemia (AML), acute promyelocytic leukemia (APL), chronic lymphocytic leukemia (CLL), chronic myelogenous leukemia (CML), diffuse large B-cell lymphoma (DLBCL), mantle cell lymphoma, myeloproliferative diseases, primary myelofibrosis (PMF), polycythemia vera (PV), essential thrombocytosis (ET), myelodysplasia syndrome (MDS), T-cell acute lymphoblastic lymphoma (T-ALL), multiple myeloma (MM), sarcomas, osteosarcoma, angiosarcoma, fibrosarcoma, liposarcoma, myxoma, rhabdomyoma, rhabdosarcoma, fibroma, lipoma, hamartoma, teratoma, non-small cell lung cancer (NSCLC), small cell lung cancer, bronchogenic carcinoma, squamous cell bronchogenic carcinoma, undifferentiated small cell bronchogenic carcinoma, undifferentiated large cell bronchogenic carcinoma, bronchogenic adenocarcinoma, alveolar (bronchiolar) carcinoma, bronchial adenoma,

chondromatous hamartoma, esophagus squamous cell carcinoma, esophagus adenocarcinoma, esophagus leiomyosarcoma, esophagus lymphoma, stomach carcinoma, stomach lymphoma, stomach leiomyosarcoma, ductal adenocarcinoma, insulinoma, glucagonoma, gastrinoma, pancreas carcinoid tumors, vipoma, cancers of the small bowel, small bowel adenocarcinoma, small bowel lymphoma, small bowel carcinoid tumors, small bowel leiomyoma, small bowel hemangioma, small bowel lipoma, small bowel neurofibroma, small bowel fibroma, cancers of the large bowel, large bowel adenocarcinoma, large bowel tubular adenoma, large bowel villous adenoma, large bowel hamartoma, large bowel leiomyoma, colorectal cancer, kidney adenocarcinoma, Wilm's tumor [nephroblastoma], bladder squamous cell carcinoma, bladder transitional cell carcinoma, bladder adenocarcinoma, urethra squamous cell carcinoma, urethra transitional cell carcinoma, urethra adenocarcinoma, prostate adenocarcinoma, prostate sarcoma, cancers of the testis, testis seminoma, testis teratoma, testis embryonal carcinoma, testis teratocarcinoma, testis choriocarcinoma, testis sarcoma, testis interstitial cell carcinoma, testis fibroma, testis fibroadenoma, testis adenomatoid tumors, testis lipoma, liver cancers, hepatoma, hepatoblastoma, hepatocellular adenoma, hemangioma, malignant fibrous histiocytoma, malignant lymphoma (reticulum cell sarcoma), malignant giant cell tumor chordoma, osteochondroma (osteochondilagenous exostoses), benign chondroma, chondroblastoma, chondromyxofibroma, osteoid osteoma, giant cell tumors, cancers of the skull, osteoma, granuloma, xanthoma, osteitis deformans, cancers of the meninges, meningioma, meningiosarcoma, gliomatosis, brain astrocytoma, brain medulloblastoma, brain glioma, brain ependymoma, brain germinoma (pinealoma), brain glioblastoma, brain glioblastoma multiform, brain oligodendroglioma, brain schwannoma, brain retinoblastoma, brain congenital tumors, cancers of the spinal cord, spinal cord neurofibroma, spinal cord meningioma, spinal cord glioma, spinal cord sarcoma, Lhermitte-Duclos disease, gynecological cancers, endometrial carcinoma, pre-tumor cervical dysplasia, ovarian carcinoma, serous cystadenocarcinoma, mucinous cystadenocarcinoma, unclassified carcinoma, granulosa-thecal cell tumors, Sertoli-Leydig cell tumors, dysgerminoma, malignant teratoma, vulva squamous cell carcinoma, vulva intraepithelial carcinoma, vulva adenocarcinoma, vulva fibrosarcoma, vulva melanoma, vagina clear cell carcinoma, vagina squamous cell carcinoma, botryoid sarcoma, embryonal rhabdomyosarcoma, squamous cell carcinoma, moles dysplastic nevi, skin lipoma, angioma, dermatofibroma, keloids, triple-negative breast cancer (TNBC), and urothelial carcinoma.

52. The use according to claim 50, wherein the cancer is a metastatic cancer that expresses PD-L1, lung cancer, small cell lung cancer, non-small cell lung cancer, cutaneous squamous cell carcinoma, hepatic cancer, hepatocellular carcinoma, melanoma, cancer of the bladder, cancer of the urethra, renal cancer, and renal clear cell carcinoma.

53. The use according to claim 50, wherein the cancer is selected from cutaneous melanoma, breast invasive carcinoma, squamous cell carcinoma of the head and neck, nonmuscle invasive bladder cancer (NMIBC), biliary tract cancer, squamous cell non-small cell lung cancer (NSCLC), esophagus carcinoma, stomach adenocarcinoma, colorectal adenocarcinoma, urological cancers, papillary kidney carcinoma, testicular germ cell cancer, chromophobe renal cell carcinoma, serous adenocarcinoma, and cutaneous squamous cell carcinoma.

54. Use of a compound of any one of claims 1-20, or a pharmaceutically acceptable salt or a stereoisomer thereof, or a compound of any one of claims 21-26, or a pharmaceutically acceptable salt thereof, in the manufacture of a medicament for enhancing, stimulating and/or increasing the immune response in a patient.