



INTERNATIONAL APPLICATION PUBLISHED UNDER THE PATENT COOPERATION TREATY (PCT)

(51) International Patent Classification ⁵ : A61F 13/66 // 13/62, A41F 9/00	A1	(11) International Publication Number: WO 94/26224 (43) International Publication Date: 24 November 1994 (24.11.94)
---	----	--

(21) International Application Number: PCT/SE94/00414
(22) International Filing Date: 6 May 1994 (06.05.94)
(30) Priority Data:
9301631-9 12 May 1993 (12.05.93) SE

(71) Applicant (for all designated States except US): MÖLNLYCKE AB [SE/SE]; S-405 03 Göteborg (SE).

(72) Inventors; and

(75) Inventors/Applicants (for US only): LARSSON, Björn [SE/SE]; Örsviksvägen 1, S-427 50 Billdal (SE). CARLBARK, Oile [SE/SE]; Stomvägen 2B, S-430 50 Källered (SE). RÖNNBERG, Peter [SE/SE]; Råvekärregatan 265, S-431 33 Mölndal (SE).

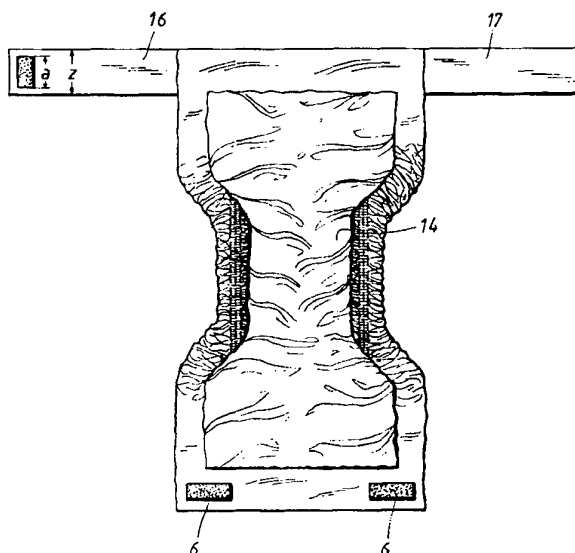
(74) Agents: GRAUDUMS, Valdis et al.; Albihn West AB, Box 142, S-401 22 Göteborg (SE).

(81) Designated States: AT, AU, BB, BG, BR, BY, CA, CH, CN, CZ, DE, DK, ES, FI, GB, GE, HU, JP, KG, KP, KR, KZ, LK, LU, LV, MD, MG, MN, MW, NL, NO, NZ, PL, PT, RO, RU, SD, SE, SI, SK, TJ, TT, UA, US, UZ, VN, European patent (AT, BE, CH, DE, DK, ES, FR, GB, GR, IE, IT, LU, MC, NL, PT, SE), OAPI patent (BF, BJ, CF, CG, CI, CM, GA, GN, ML, MR, NE, SN, TD, TG).

Published

With international search report.

(54) Title: ATTACHMENT MEANS FOR A BELT



(57) Abstract

The invention relates to a belt (1) for flexible material for use with absorbent garments, wherein the belt comprises attachment means (6, 9, 10, 11, 21, 22) securely attached at one end. The attachment means is in the form of a flexible strip of hook elements such as used for releasable hook and loop type connectors and is used for securing that one end to an outer surface of the belt. In order to provide greater comfort for the wearer the attachment means itself is located approximately centrally and extends with its greatest dimension (a) in the width direction of the belt where dimension (a) is between 25 % to 75 % of the belt width (z).

FOR THE PURPOSES OF INFORMATION ONLY

Codes used to identify States party to the PCT on the front pages of pamphlets publishing international applications under the PCT.

AT	Austria	GB	United Kingdom	MR	Mauritania
AU	Australia	GE	Georgia	MW	Malawi
BB	Barbados	GN	Guinea	NE	Niger
BE	Belgium	GR	Greece	NL	Netherlands
BF	Burkina Faso	HU	Hungary	NO	Norway
BG	Bulgaria	IE	Ireland	NZ	New Zealand
BJ	Benin	IT	Italy	PL	Poland
BR	Brazil	JP	Japan	PT	Portugal
BY	Belarus	KE	Kenya	RO	Romania
CA	Canada	KG	Kyrgyzstan	RU	Russian Federation
CF	Central African Republic	KP	Democratic People's Republic of Korea	SD	Sudan
CG	Congo	KR	Republic of Korea	SE	Sweden
CH	Switzerland	KZ	Kazakhstan	SI	Slovenia
CI	Côte d'Ivoire	LI	Liechtenstein	SK	Slovakia
CM	Cameroon	LK	Sri Lanka	SN	Senegal
CN	China	LU	Luxembourg	TD	Chad
CS	Czechoslovakia	LV	Latvia	TG	Togo
CZ	Czech Republic	MC	Monaco	TJ	Tajikistan
DE	Germany	MD	Republic of Moldova	TT	Trinidad and Tobago
DK	Denmark	MG	Madagascar	UA	Ukraine
ES	Spain	ML	Mali	US	United States of America
FI	Finland	MN	Mongolia	UZ	Uzbekistan
FR	France			VN	Viet Nam
GA	Gabon				

Title:

ATTACHMENT MEANS FOR A BELT

5 Field of the Invention

The invention relates to a belt of the type used with an absorbent garment and, in particular, to a waist belt of flexible material comprising attachment means securely attached to the belt and located proximate one of the ends of said belt for securing said one end to an outer surface of said belt situated between the longitudinal edges thereof, said attachment means being of the hook element strip releasable type, and wherein said attachment means itself extends with its greatest dimension in the width direction of the belt.

Background to the Invention

The type of belt in question can be integrated with an absorbent garment worn to assist in the collection of bodily discharges, particularly for persons suffering from incontinence, or the belt can be a separate belt to which an absorbent garment portion is attached by some means of releasable attachment such as hook and loop (also called touch and close) type fastening means, for instance such as sold under the name "VELCRO".

25 The belt of the separate type can be either a disposable belt, for limited use with a small number of absorbent chassis garments and thus requiring no particular cleaning, or a more permanent type which may be washed many times before its effectiveness or appearance warrants a change to
30 a new belt.

Absorbent garments of the above mentioned type are well known in the art.

WO-A-91/08725 discloses an example of both these types in conjunction with an absorbent garment.

- 5 One of the problems recognised with such belts is achieving maximum comfort for the user by correct fitting, since incorrect fitting will result in sore, cut and/or painful areas for the user.

10 One area where it has been found desirable to increase comfort is the area of the belt attachment to itself. When one examines WO-A-91/08725 for example, it is clear that the attachment of the hook element strip and the loop element strip together for fastening the belt can easily result in one of the edges of the hook strip projecting
15 beyond the zone to which it is intended to be attached and, as a result, contacting the body. This contact with the body is particularly uncomfortable.

Where the problem of incontinence is involved, it will be appreciated that persons suffering from this problem are
20 often old and have physical handicaps of various types. As a consequence, they often require the assistance of personnel for fitting the belts or garments with integrated belts. If they, or the assistant personnel do not fasten the belt with great care, the hook element strips can
25 easily be left in a position which makes them contact the body. This factor is particularly important for the case where the users are unable to assist themselves or otherwise unable to communicate the poor fitment to the assistant personnel.

30 It is also known from GB-A-2 232 337 to use longitudinal strips for belt fastening, whereby the strip is placed

lengthways along the length of the belt portion. In this way, the risk of the hook element strip contacting the body above or below the longitudinal edges of the belt portion is reduced. The extent of the strip in the longitudinal direction of the belt portion is consequently considerable in order to be able to achieve adequate shear strength of the releasable fastener. This brings with it however the disadvantage that the strips may not properly overlap and will thus contact the wearer's body although at a different location. Such is of particular importance where the belt is slightly too small for example.

Arrangement of the elongate strip of hook elements along the width of the belt is known per se from FR-A-2 586 558, where a small margin between the edges of the strip and the outer edges of the belt is left. However, the size of such margin was not of importance to the inventors thereof and was thus nowhere considered.

Summary of the Invention

The aforementioned problems relating to fitting and comfort when wearing absorbent garments of the aforementioned type are solved by the features of the belt according to claim 1.

Preferred features of the belt are defined in the dependent claims.

It should be noted that, whilst the term "absorbent garment" has been used in conjunction with incontinence, and particularly adult incontinence, the invention is not limited to this particular use or any particular size or particular type of absorbent garment implied thereby and it is clear for the skilled man that such belts could be used with baby's or children's nappies (diapers) for example,

merely by adapting the dimensions and materials appropriately.

Brief Description of the Drawings

5 The invention will now be explained in more detail with reference to certain non-limiting embodiments and with reference to the accompanying drawings, in which

10 Fig. 1 depicts one embodiment of a separate belt in accordance with the invention whereby, for purposes of clarity, the belt is shown looped in the opposite manner to that obtained upon wearing;

15 Fig. 2 depicts a further embodiment of a separate belt according to the invention wherein the belt is of the reversible type, capable of being used either way round;

Fig. 3 shows an absorbent garment in the form of a chassis, adapted for fitting to the belt of the invention;

20 Fig. 4 shows a belt according to the invention laid out flat;

Fig. 5 shows a plan view of a reversible belt similar to that in Fig.2;

25 Fig. 6 shows three possible embodiments, in Figs 6(A), 6(B) and 6(C) of elongate hook element strips of the belt of the present invention, and

Fig. 7 shows an embodiment of an absorbent garment having an integrated belt in accordance with the invention.

Detailed description of preferred embodiments

Fig. 1 shows a belt generally denoted 1 which is made of flexible material such that it can be wrapped around a user's waist. The belt in Fig. 1 is shown, for reasons of clarity, wrapped around an imaginary centre point in a manner opposite to that normally used when fitted to a user. Thus the inside of the belt 8 is here shown as if it were on the outside.

The belt is substantially rectangular in shape comprising two laterally spaced longitudinal edges 3 and 4 separated by a distance z (see Fig. 4). At one end, the belt is foreseen with an end portion 13 here shown as having a reduced width, on which end portion is securely affixed a flexible strip 6 having hook elements. This strip is of the type forming one half of the joining portions of a hook and loop type fastening means. The loop part of the joint in the embodiment shown is thus formed by the belt material itself.

The outside of the belt 5 (depicted in Fig. 1 as the inside) serves as an area of releasable attachment, partly for the strip 6 located at one end of the belt and also for similar strips 6' and 6'' of a chassis 2 having absorbent material 14 therein (see Fig. 2).

On the outside surface 5 of the belt 1 there may also be a portion 7, formed by attaching a strip of suitable material to the outside surface 5 of the belt, to which the hook element strips 6' and 6'' cannot attach.

The manner of fitting a chassis 2 to the separate belt 1 will now be briefly described. Firstly the belt is passed around the wearer's waist and the hook element strip 6 is pressed lightly onto the releasable attachment surface 5 to

fasten it in place. The chassis portion is then attached to the outside of the belt behind the wearer's back by attaching the two strips 6' (or alternatively strips 6'') to the belt surface 5. The free end of the garment is then
5 passed between the wearer's legs and secured by means of the strips 6'' to the front of the belt.

The manner of fitting the garment shown in Fig. 7 having an integrated belt is the same as above, except that no attachment of any strips 6'' is required.

10 In pressing the hook element strip 6 lightly into place, without the belt of the invention, it is easy not to take adequate care in preventing that the hook element strips project beyond the edges of the belt and thus touch the wearer. However, by using the belt of the invention this
15 problem is obviated. Thus the strip 6 in Fig.1 has a longitudinal extent "a" across the width of the belt which is between 25% and 75% of the width "z" thereof, preferably less than 60% and more preferably less than 50%.

A further embodiment of the invention is shown in Fig. 2
20 and Fig. 5 which each show a reversible belt. Corresponding zones 5 and 12 are provided for releasable attachment on either side with or without a zone 7 on either or both sides. At one end of the belt there is attached an extra piece 20 of flexible material, which has attached thereto
25 two strips 21 and 22 of hook elements, similar to the element 6 of Fig. 1. Depending on which way round the belt is worn, either one or the other hook element strip 21 or 22 can be used for fastening the belt. Thus each of the two strips has a length of between 25% and 75% of the belt
30 width "z".

Clearly advantageous with the use of such belts of the single sided type or the type which are integrated into an

absorbent garment (see e.g. Fig.7) is where at least some of the inner surface material of the belt is moisture-absorbent.

5 A woven material is normally used for both sides of a separate re-usable belt, or the outside of a disposable belt (integrated or not) due to its releasable attachability characteristics for hook element strips and also due to its washability.

10 However non-woven, cheaper materials for the outside of the belt can be used with a hook element strip attachable to non-woven materials.

15 In particular, when using non-woven materials for the releasable attachment surface of the belt it is possible to achieve particularly favourable peel strength and shear strength combinations, which give a peel strength of $0.1 - 2.0 \text{ Ncm}^{-1}$, preferably down to as low as $0.2 - 0.8 \text{ Ncm}^{-1}$, and a shear strength greater than 1 Ncm^{-2} , preferably greater than 15 Ncm^{-2} and normally greater than 20 Ncm^{-2} . In this way, the strip of material can be made very thin and also
20 with its largest dimension closer to 50% or even less of the belt width.

As can be seen from Fig. 6, showing three possible strip embodiments 9, 10, and 11, the extent "a" between the outer edges of the strip(s) leaves a distance or margin "b" from
25 each edge 3, 4 of the belt. The larger the distance "b", the less the risk that the strip portions 9, 10, or 11, will touch the wearer when the belt is fitted slightly incorrectly.

As can be seen, the strips are generally elongate, or in
30 the case of a series of strips 10 as in Fig. 6(B), the series of strips is elongate. By elongate is meant that the

dimension "a" is larger than dimension "c". Preferably a ratio of a:c greater than 2:1 is used and even more preferably a ratio of over 3:1. Thus, to achieve the aforementioned advantages, the strips with their larger dimension "a" are laid across the belt width (z), as depicted, to give the strips a dimension such that the larger dimension "a" has a length of between 25 % and 75 % of the width (z) of the main area (5) of the belt, which width (z) for adult incontinence applications lies between 70 to 160 mm. By width of the belt, is hereby meant the width of the belt at the zone where the strip 9, 10, 11 will attach. Thus in the embodiment of Fig. 6(C), although the strip 11 extends entirely across the reduced portion of the belt, the strip length "a" still lies within the stated range of values.

Whilst the embodiment of Fig 6(B) shows three strips sections 10, it is clear that two or more than three could be used. However, it is the distance "a" between the outer edges of the outermost strips that is the dimension which must fall within the range 25% to 75%, preferably being less than 60%, or more preferably less than 50%.

As will be noted, the strips or series of strips are placed substantially in the middle of the belt width, such that the two margins "b" are substantially equal for any given belt.

The area denoted by "d" in Fig. 6(A) is a finger-grip portion of the end of the belt for unfastening the belt by simple lifting and consequent peeling of the hook element strip from where it is attached to the belt. By use of a thin strip, as described above and which has low peel strength, it is possible to reduce distance "d" to an absolute minimum, thus saving belt material and reducing cost.

Whilst particular embodiments of the invention have been described above, it is to be understood that these do not limit the scope of the invention which is defined by the claims appended hereto.

CLAIMS

1. Waist belt (1) of flexible material comprising
5 attachment means (6; 9; 10; 11; 21; 22) securely attached
to the belt and located proximate one of the ends of said
belt for securing said one end to an outer surface of said
belt situated between the longitudinal edges (3, 4)
thereof, said attachment means being of the hook element
10 strip releasable type, and wherein said attachment means
itself extends with its greatest dimension (a) in the width
direction of the belt, c h a r a c t e r i z e d in that
said longitudinal extent (a) of said attachment means is in
the range of 25% to 75% of the width (z) of said belt taken
15 at the location of the outer surface of said belt at which
said one end is to be attached.

2. Waist belt according to claim 1,
c h a r a c t e r i z e d in that said belt (1) is
integrated into an absorbent garment and thus exhibits two
20 belt ends (16, 17) extending outwardly from the sides of
said absorbent garment, one (16) of which has said hook
element strip (6).

3. Waist belt according to claim 1 or 2,
c h a r a c t e r i z e d in that said belt has a width
25 (z) lying in the range of 70 to 160 mm.

4. Waist belt according to any preceding claim,
c h a r a c t e r i z e d in that said attachment means
(10) is divided, in its longitudinal direction across the
belt width, into a series of two or more separate strips,
30 said longitudinal extent (a) of said series being defined

by the outer edges of the strips closest to the edges (3, 4) of the belt (1).

5 5. Waist belt according to any preceding claim, characterized in that the end portion (13) of the belt on which the attachment means is located has a width which lies between 40% to 80%, preferably 60%, of the width (z) of the belt.

10 6. Waist belt according to any preceding claim, characterized in that said longitudinal extent (a) of the strip is less than 60% and preferably less than 50% of the belt width (z).

15 7. Waist belt according to any preceding claim, characterized in that the longitudinal extent (a) of the attachment means (6; 9; 10; 11; 21; 22) in the width direction of the belt is more than 2 times, preferably more than 3 times, the lateral extent (c) of said attachment means in the longitudinal direction of the belt.

20 8. Waist belt according to any preceding claim, characterized in that the outer surface (5) of the belt to which the attachment means releasably attaches, consists of a non-woven material, and that at least a part of the material on the inner surface of the belt is moisture-absorbent.

25 9. Waist belt according to any preceding claim, characterized in that both the surfaces (5, 12) of the belt consists of a non-woven material.

10. Waist belt according to claim 8, characterized in that the attachment means (6, 9, 10, 11, 21, 22) when attached to said non-woven material has a peel strength of between 0.1 - 2.0 Ncm⁻¹, preferably 5 0.2 and 0.8 Ncm⁻¹, and a shear strength of greater than 1 Ncm⁻², though preferably greater than 15 Ncm⁻².

11. Waist belt according to any preceding claim, characterized in that the belt has substantially parallel side edges (3, 4) along the major 10 proportion of its length and in that the hook element strip(s) extend over the central portion of the belt width.

1/4

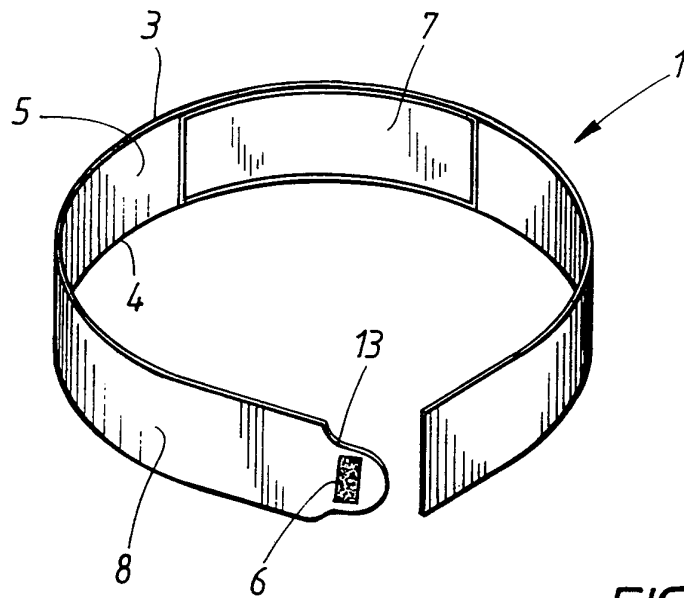


FIG. 1

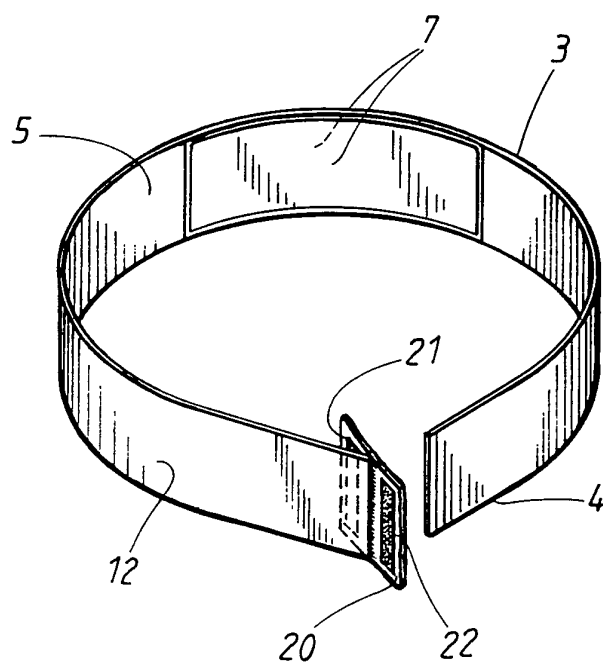


FIG. 2

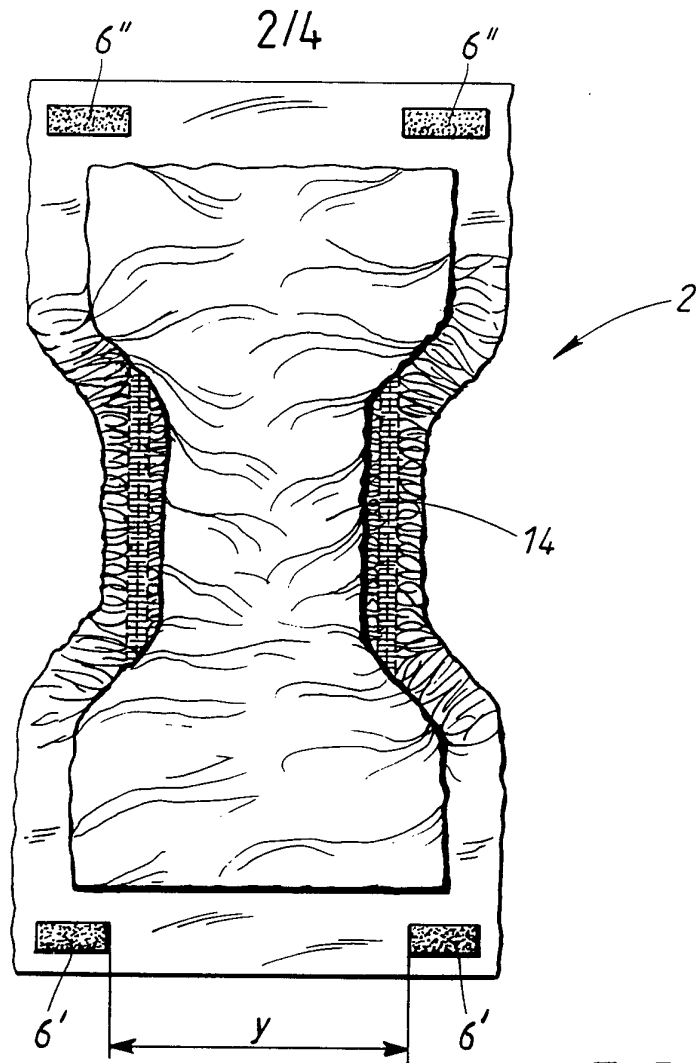


FIG. 3

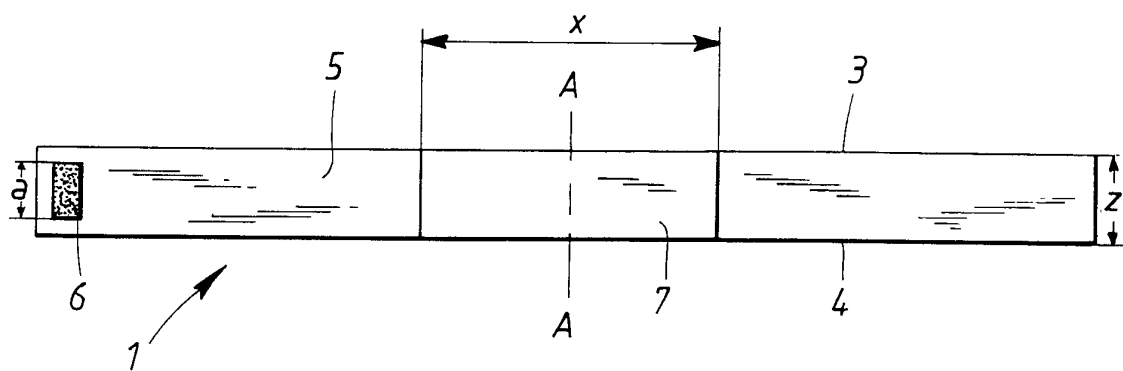


FIG. 4

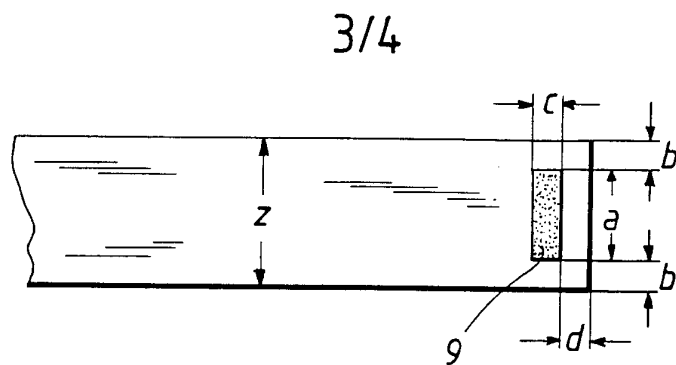


FIG. 6A

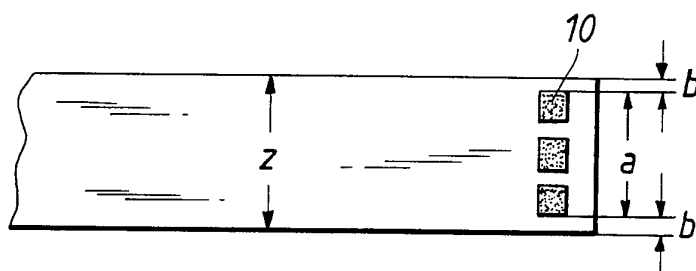


FIG. 6B

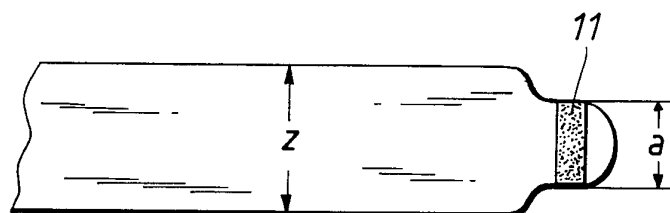


FIG. 6C

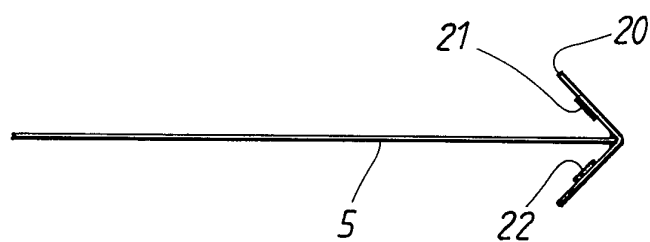
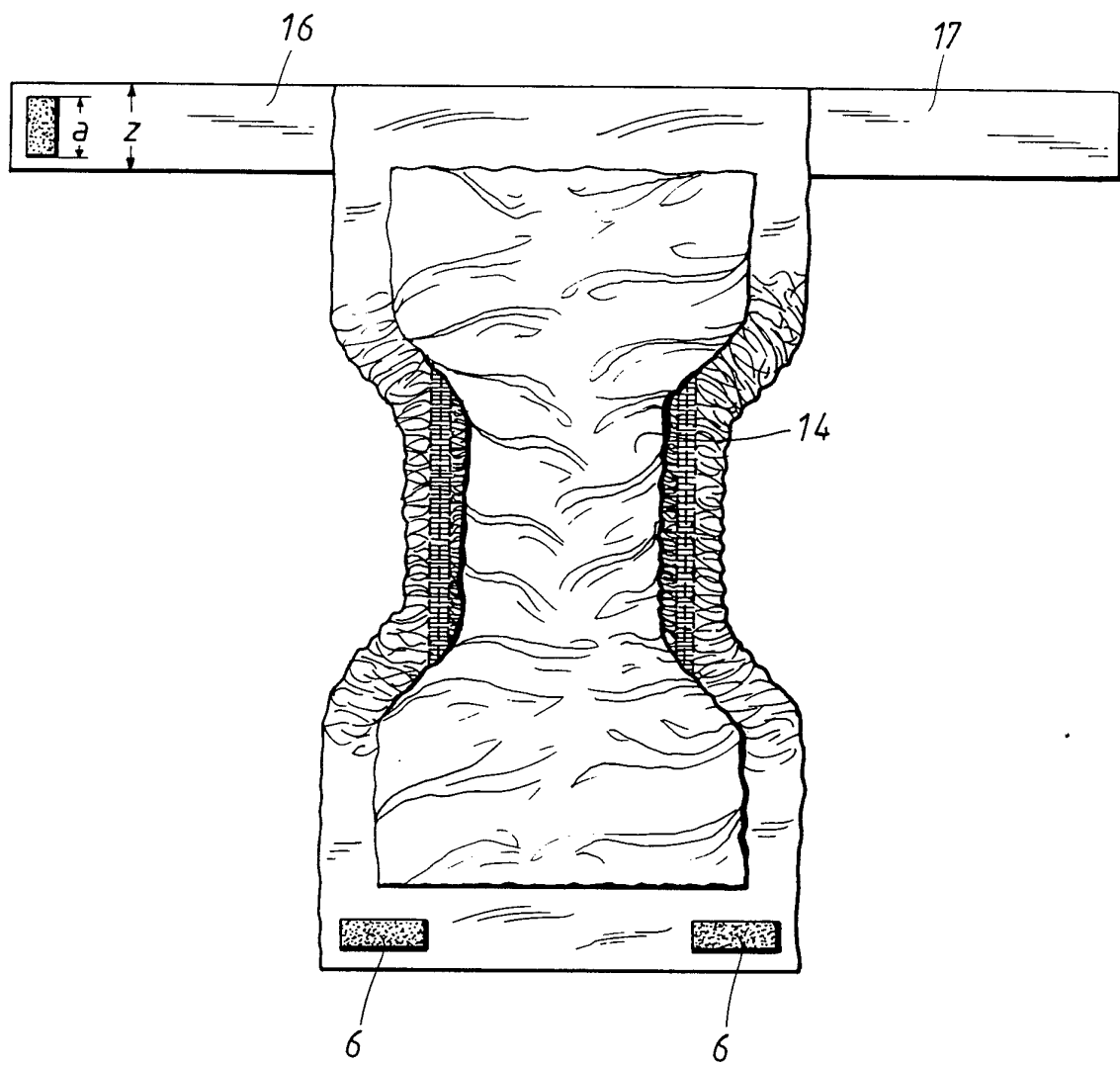


FIG. 5

4/4

FIG. 7

INTERNATIONAL SEARCH REPORT

International application No.

PCT/SE 94/00414

A. CLASSIFICATION OF SUBJECT MATTER

IPC5: A61F 13/66 // A 61 F 13/62, A 41 F 9/00

According to International Patent Classification (IPC) or to both national classification and IPC

B. FIELDS SEARCHED

Minimum documentation searched (classification system followed by classification symbols)

IPC5: A61F, A41B, A41F

Documentation searched other than minimum documentation to the extent that such documents are included in the fields searched

SE,DK,FI,NO classes as above

Electronic data base consulted during the international search (name of data base and, where practicable, search terms used)

C. DOCUMENTS CONSIDERED TO BE RELEVANT

Category*	Citation of document, with indication, where appropriate, of the relevant passages	Relevant to claim No.
A	FR, A1, 2586558 (BEGHIN-SAY S.A.), 6 March 1987 (06.03.87), figure 1 -- -----	1-11

☐ Further documents are listed in the continuation of Box C.☒ See patent family annex.

* Special categories of cited documents:

"A" document defining the general state of the art which is not considered to be of particular relevance

"E" earlier document but published on or after the international filing date

"L" document which may throw doubts on priority claim(s) or which is cited to establish the publication date of another citation or other special reason (as specified)

"O" document referring to an oral disclosure, use, exhibition or other means

"P" document published prior to the international filing date but later than the priority date claimed

"T" later document published after the international filing date or priority date and not in conflict with the application but cited to understand the principle or theory underlying the invention

"X" document of particular relevance: the claimed invention cannot be considered novel or cannot be considered to involve an inventive step when the document is taken alone

"Y" document of particular relevance: the claimed invention cannot be considered to involve an inventive step when the document is combined with one or more other such documents, such combination being obvious to a person skilled in the art

"&" document member of the same patent family

Date of the actual completion of the international search

6 Sept 1994

Date of mailing of the international search report

07 -09- 1994

Name and mailing address of the ISA/
Swedish Patent Office
Box 5055, S-102 42 STOCKHOLM
Facsimile No. +46 8 666 02 86

Authorized officer

Ingrid Falk
Telephone No. +46 8 782 25 00

Information on patent family members

International application No.

PCT/SE 94/00414

Form PCT/ISA/210 (patent family annex) (July 1992)