



US00D378142S

United States Patent [19]

[11] **Patent Number:** **Des. 378,142**

Lam

[45] **Date of Patent:** ****Feb. 18, 1997**

[54] **COMBINED FLASHLIGHT AND FLUORESCENT LAMP**

D. 290,516 6/1987 Ziu D26/42
D. 368,784 4/1996 Yuen D26/42

[75] Inventor: **Yuen-Ming Lam**, Chai Wan, Hong Kong

Primary Examiner—Marcus A. Jackson
Attorney, Agent, or Firm—Burns, Doane, Swecker & Mathis

[73] Assignee: **Goldmaster Development Limited**, Hong Kong, Hong Kong

[57] CLAIM

[**] Term: **14 Years**

The ornamental design for a “combined flashlight and fluorescent lamp”, as shown and described.

[21] Appl. No.: **43,047**

DESCRIPTION

[22] Filed: **Aug. 24, 1995**

FIG. 1 is a front view of a combined flashlight and fluorescent lamp showing my designs;

[52] U.S. Cl. **D26/42**

FIG. 2 is a rear view thereof;

[58] **Field of Search** D26/37-50; 362/136, 362/156, 157, 158, 171, 173, 178, 181, 183, 188, 189, 192, 194, 196, 197, 200-206

FIG. 3 is a left side view thereof;

FIG. 4 is a right side view thereof;

FIG. 5 is a top view thereof;

[56] References Cited

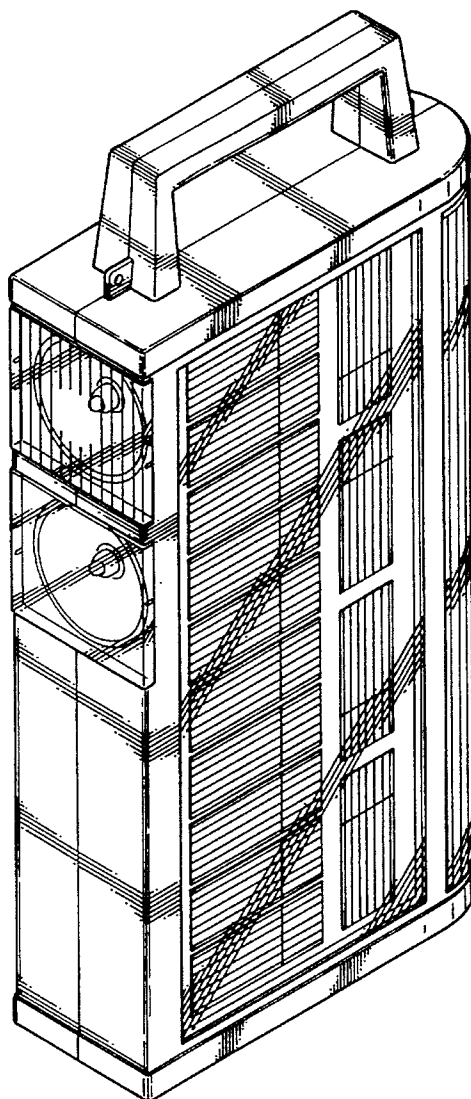
FIG. 6 is a bottom view thereof; and,

FIG. 7 is a perspective view thereof.

U.S. PATENT DOCUMENTS

D. 249,293 9/1978 Yamada et al. D26/50

1 Claim, 4 Drawing Sheets



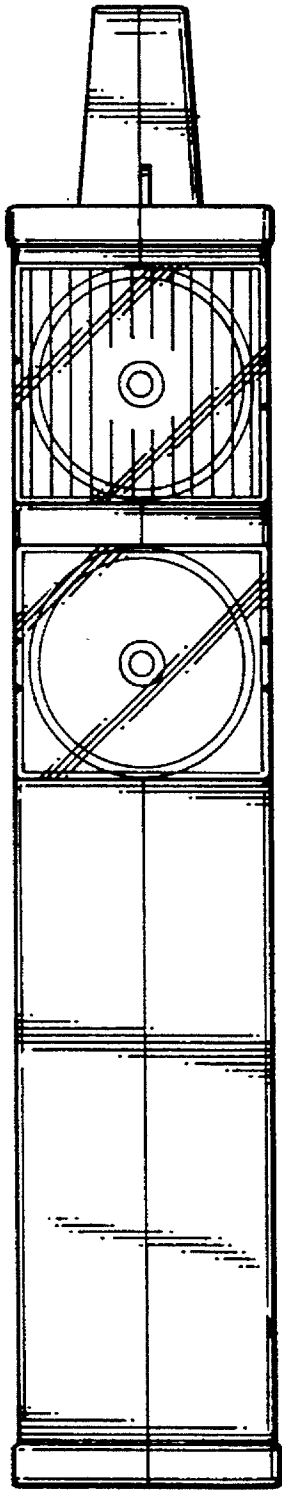


FIG. 1

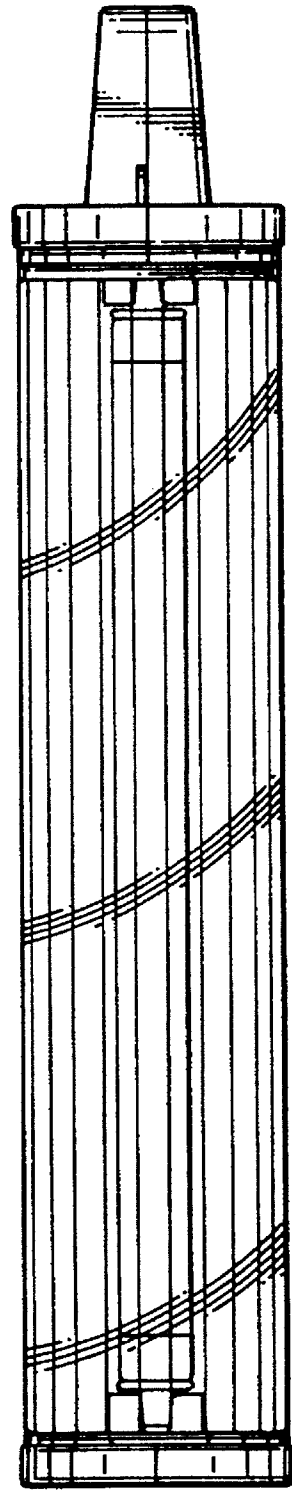


FIG. 2

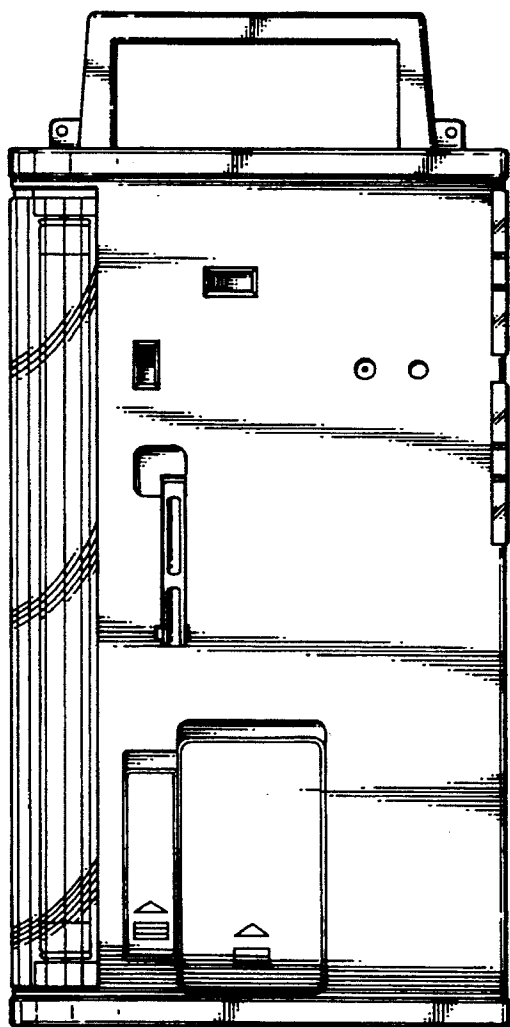


FIG. 3

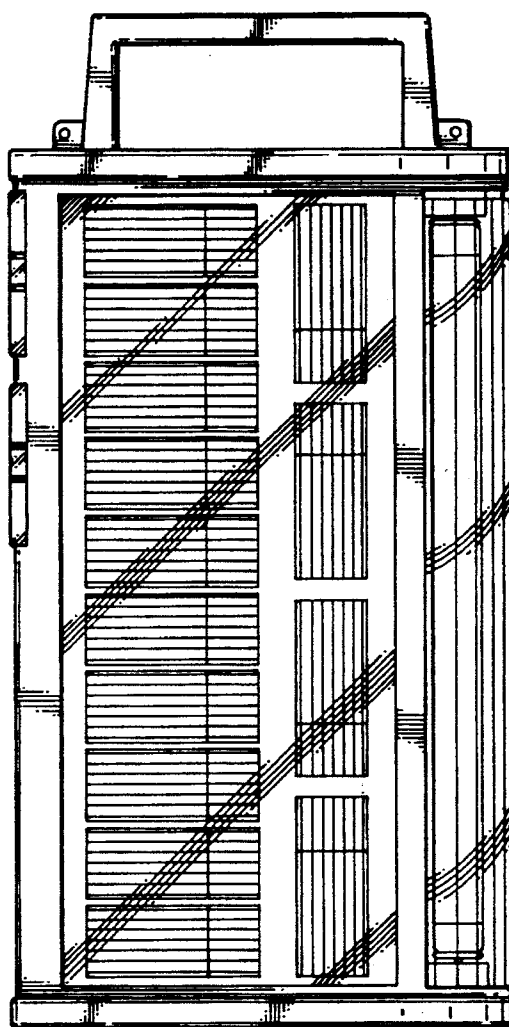


FIG. 4

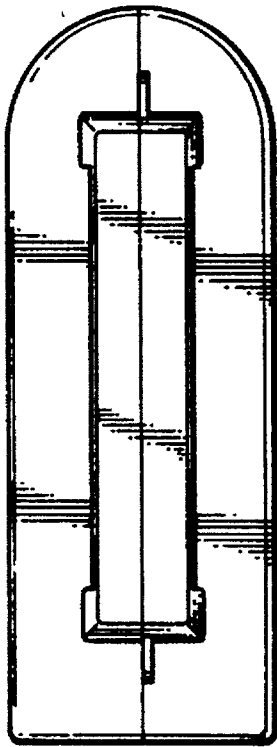


FIG. 5

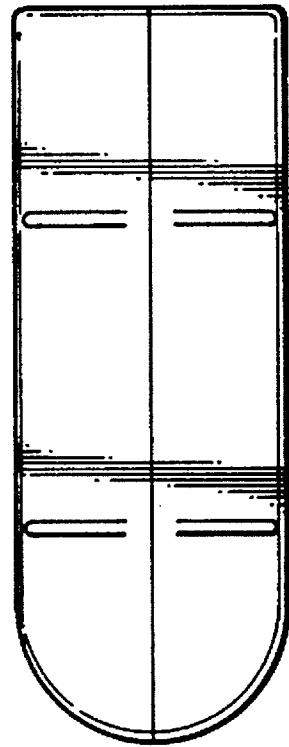


FIG. 6




FIG. 7