



(12) **United States Design Patent**
Sherman

(10) **Patent No.:** **US D793,570 S**
(45) **Date of Patent:** **** Aug. 1, 2017**

(54) **HEATED GARMENT**
(71) Applicant: **David E. Sherman**, Gardena, CA (US)
(72) Inventor: **David E. Sherman**, Gardena, CA (US)
(**) Term: **14 Years**
(21) Appl. No.: **29/508,472**

D545,028	S	*	6/2007	Myrick	D2/728
D599,529	S		9/2009	Simpson	
D602,677	S	*	10/2009	Cowan	D2/731
D608,981	S	*	2/2010	Cowan	D2/731
D621,130	S		8/2010	Brown et al.	
D693,541	S	*	11/2013	Vanneste	D2/728
D748,372	S	*	2/2016	Mazzarolo	D2/732
2006/0156449	A1		7/2006	Shows	

* cited by examiner

Primary Examiner — Ian Simmons
Assistant Examiner — Samantha Q Lawrence

(22) Filed: **Nov. 6, 2014**
(51) **LOC (10) Cl.** **24-04**
(52) **U.S. Cl.**
USPC **D24/207**
(58) **Field of Classification Search**
USPC D2/728, 731, 732; D24/206, 207; 2/69,
2/70, 79, 227; 607/96, 108, 112, 114
See application file for complete search history.

(57) **CLAIM**

The ornamental design for a heated garment, as shown and described.

DESCRIPTION

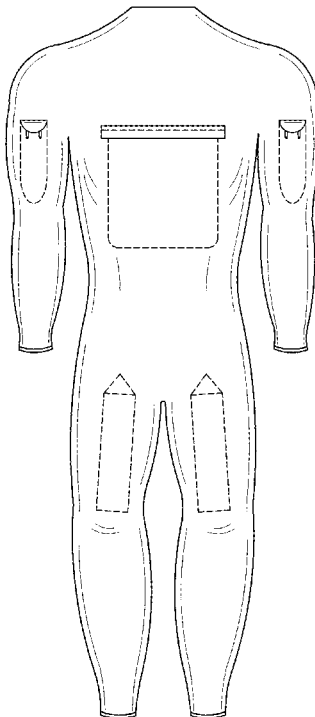
FIG. 1 is a front view of a heated garment showing my new design;
FIG. 2 is a rear view of the heated garment;
FIG. 3 is a right side view of the heated garment;
FIG. 4 is a left side view of the heated garment;
FIG. 5 is a top view of the heated garment;
FIG. 6 is a bottom view of the heated garment;
FIG. 7 is a cross-sectional view of the heated garment taken along line 7-7 of FIG. 3; and,
FIG. 8 is a cross-sectional view of the heated garment taken along line 8-8 of FIG. 4.
The broken lines shown in FIGS. 1 through 8 illustrate portions of the heated garment that form no part of the claimed design.

(56) **References Cited**

U.S. PATENT DOCUMENTS

4,067,064	A	*	1/1978	Cerniway	B63C 11/04 112/419
5,038,779	A		8/1991	Barry et al.	
D337,419	S	*	7/1993	Oper	D2/732
5,302,806	A		4/1994	Simmons et al.	
5,692,238	A		12/1997	Watson, Jr.	
5,826,273	A	*	10/1998	Eckes	A41D 13/0058 2/115
D409,819	S	*	5/1999	Gilchrist	D2/728
5,976,176	A	*	11/1999	Webb, II	A61F 7/00 607/104
6,120,530	A		9/2000	Nuckols et al.	
D467,704	S	*	12/2002	Barrington	D2/731

1 Claim, 6 Drawing Sheets



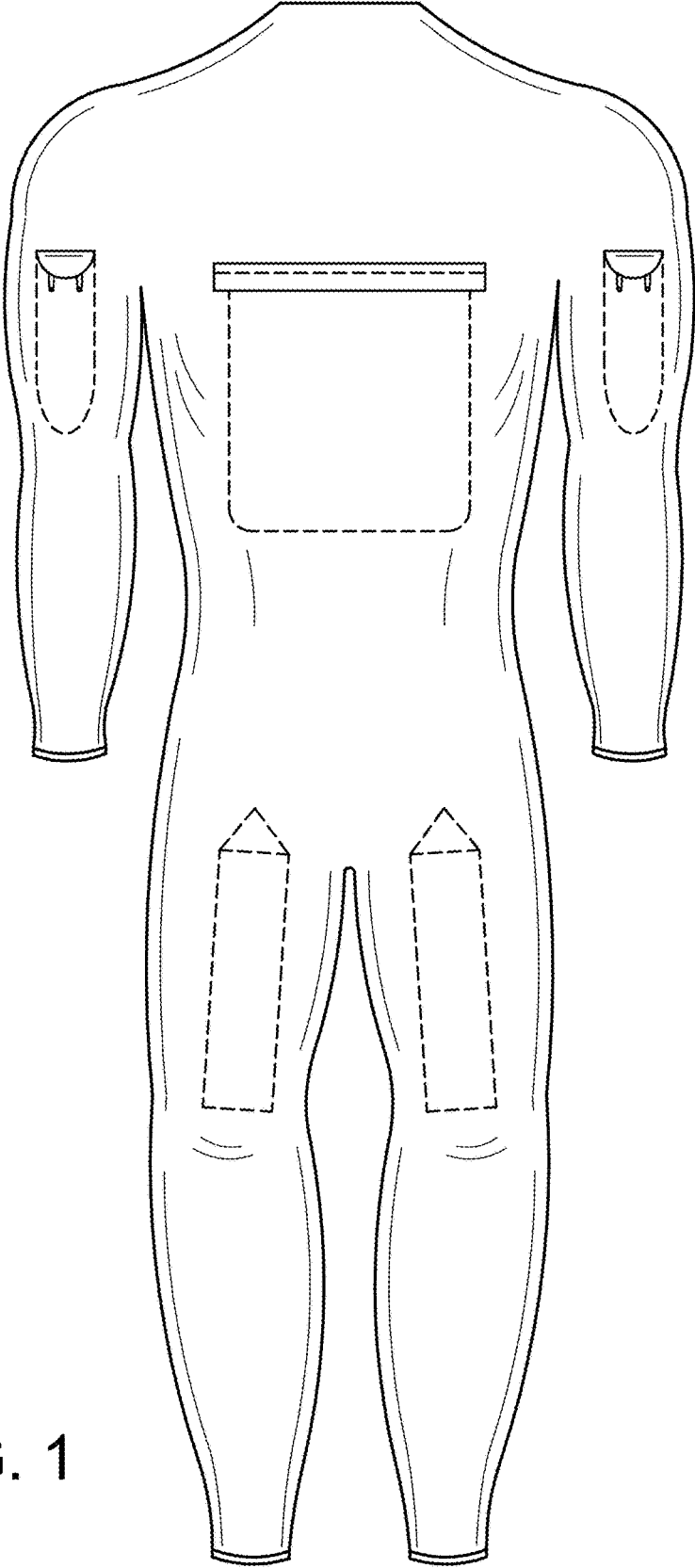


FIG. 1

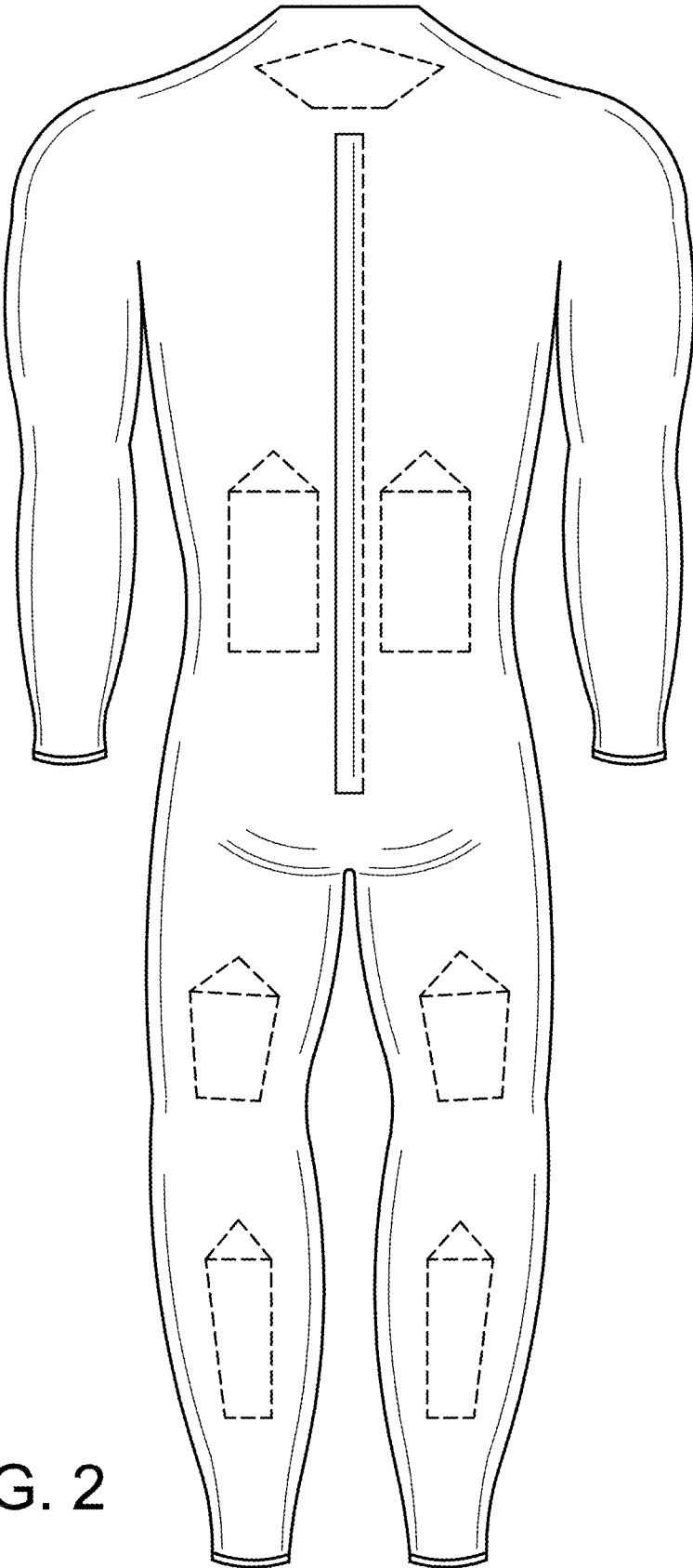


FIG. 2

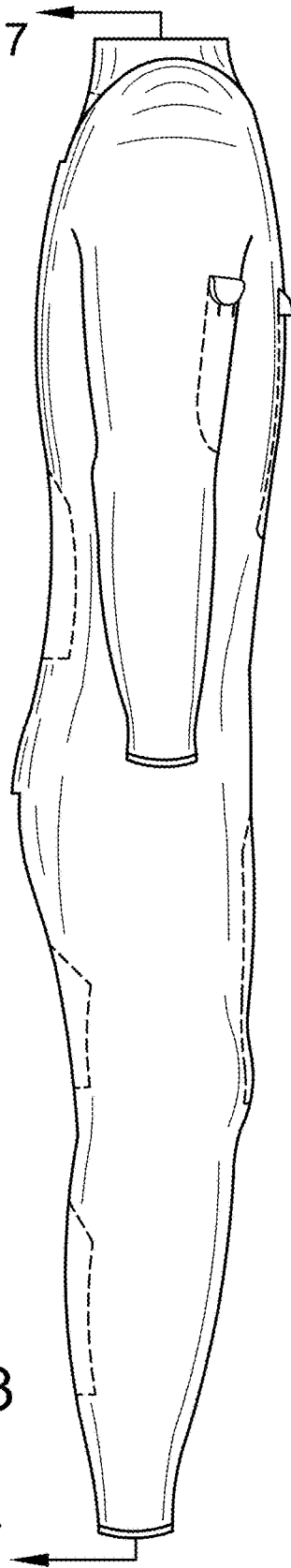


FIG. 3

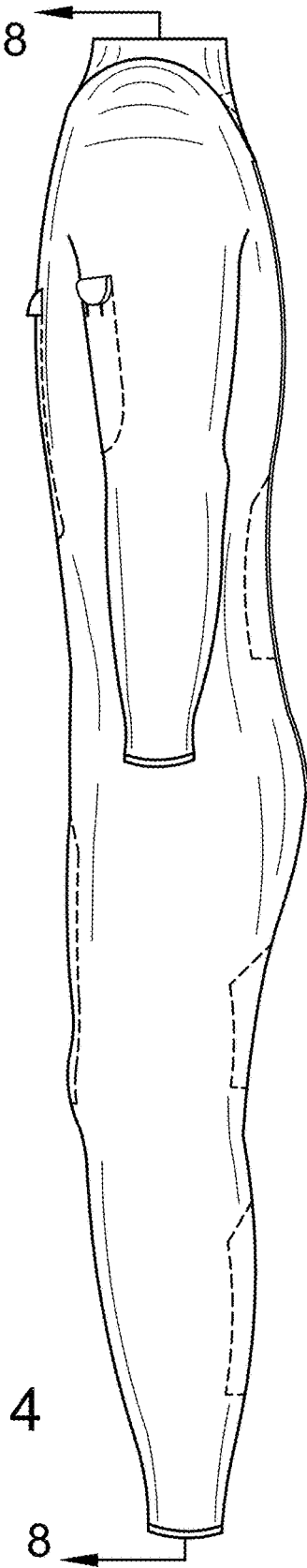


FIG. 4

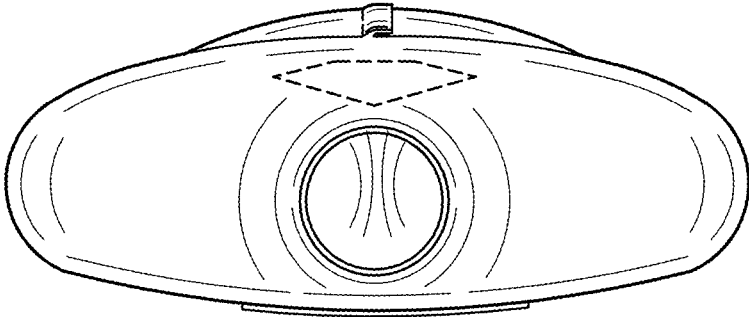


FIG. 5

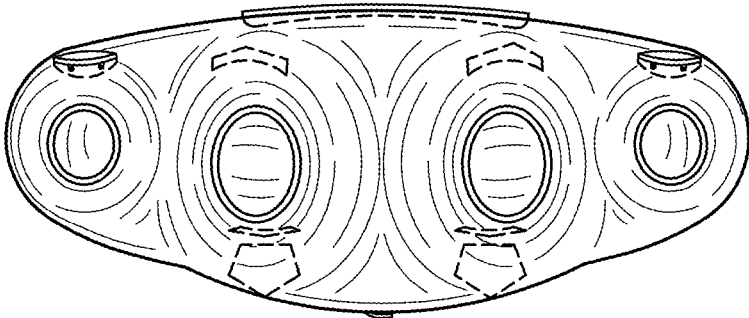


FIG. 6

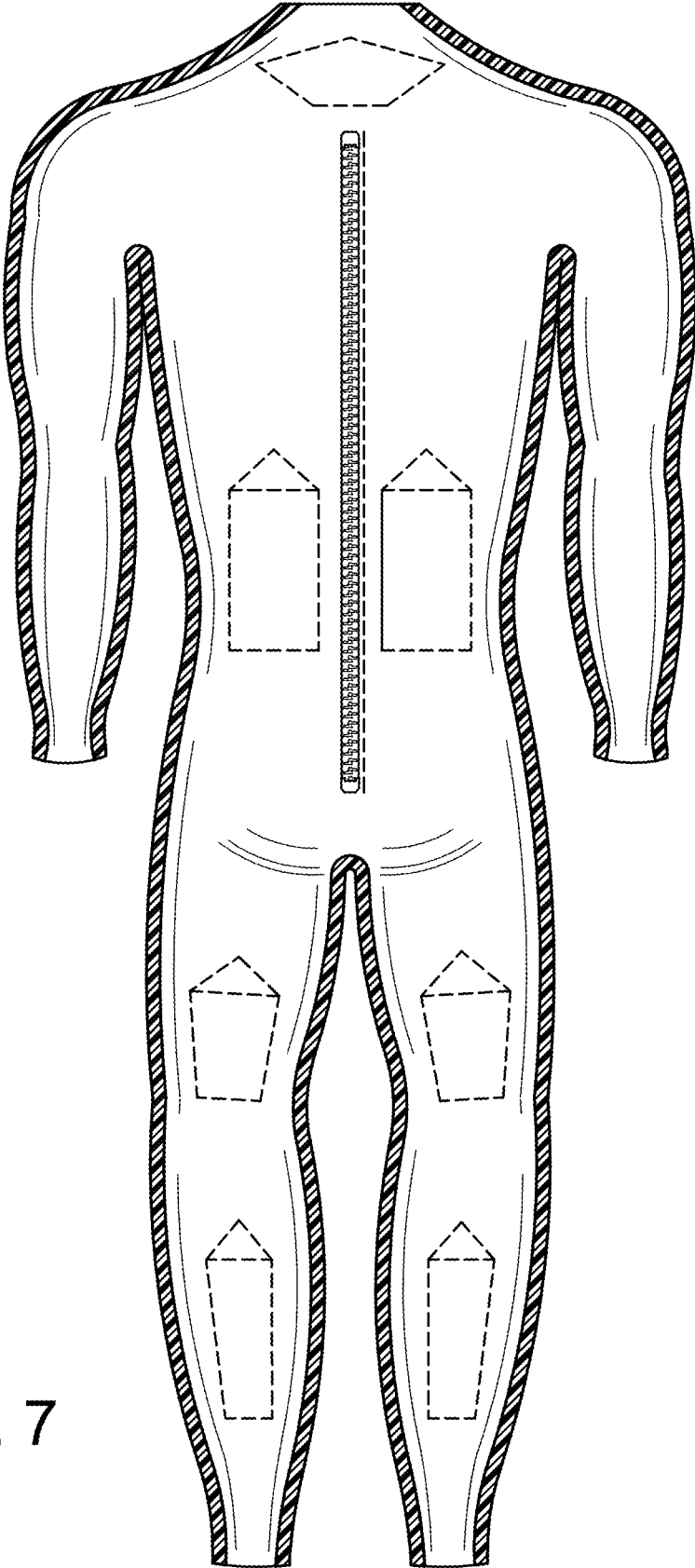


FIG. 7

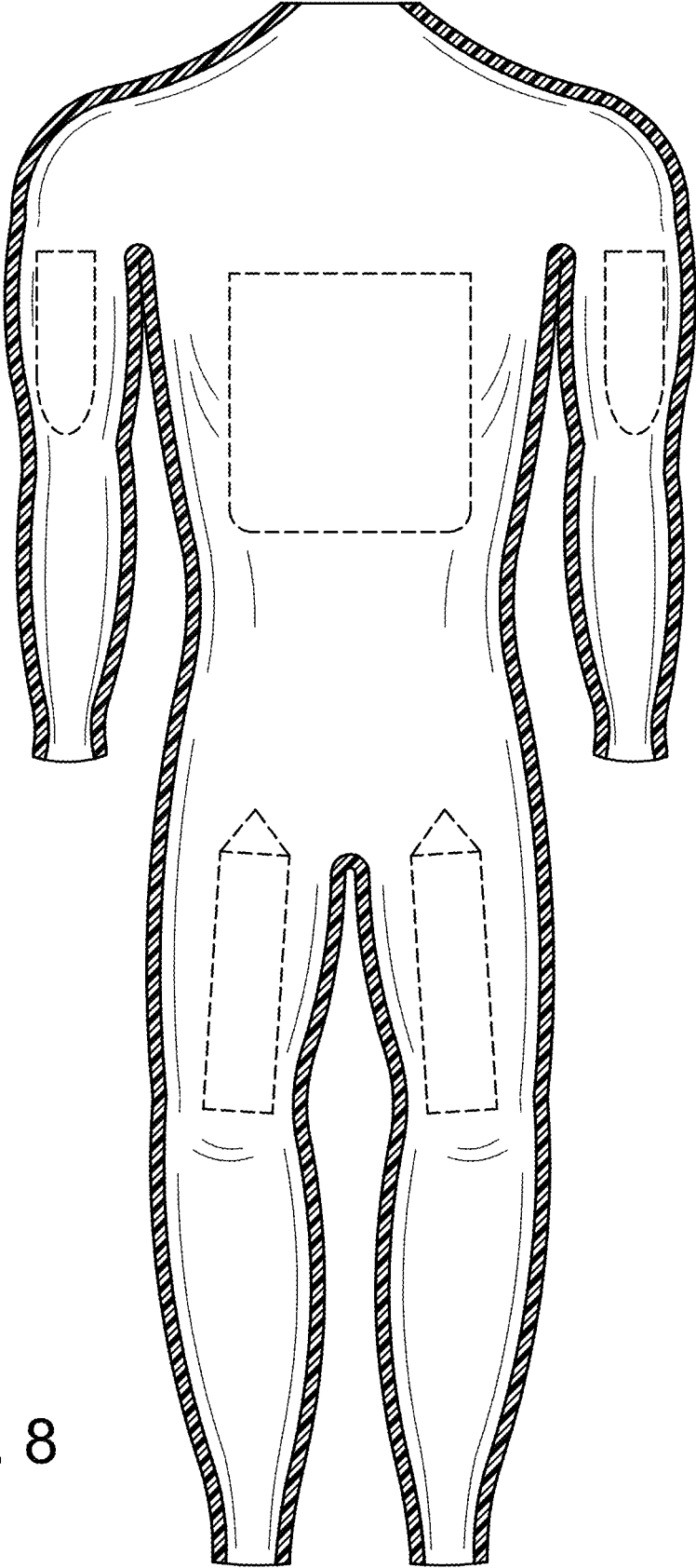


FIG. 8