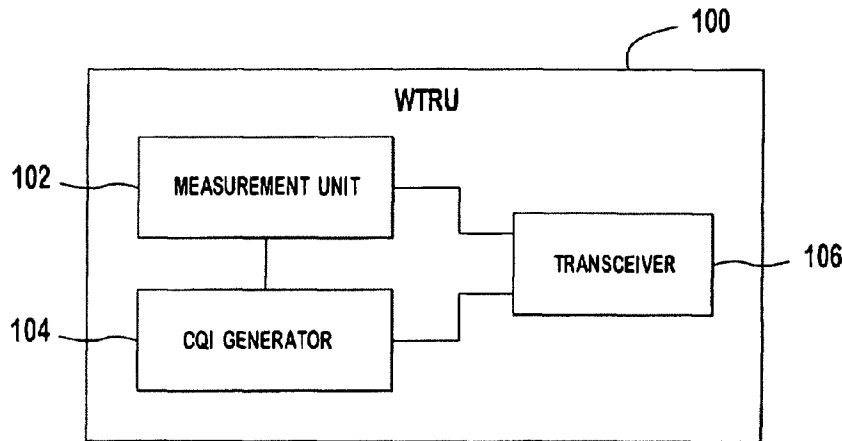




(22) Date de dépôt/Filing Date: 2007/10/19
(41) Mise à la disp. pub./Open to Public Insp.: 2008/05/02
(45) Date de délivrance/Issue Date: 2021/09/14
(62) Demande originale/Original Application: 2 667 275
(30) Priorités/Priorities: 2006/10/23 (US60/862,522);
2007/02/05 (US60/888,146); 2007/03/28 (US60/908,484)

(51) Cl.Int./Int.Cl. *H04W 24/10* (2009.01),
H04W 74/08 (2009.01)
(72) Inventeurs/Inventors:
DIGIROLAMO, ROCCO, CA;
CAVE, CHRISTOPHER R., CA;
MARINIER, PAUL, CA;
GRANDHI, SUDHEER A., US;
ROY, VINCENT, CA
(73) Propriétaire/Owner:
INTERDIGITAL TECHNOLOGY CORPORATION, US
(74) Agent: RIDOUT & MAYBEE LLP

(54) Titre : METHODE ET APPAREIL POUR ENVOYER ET RECEVOIR UN RAPPORT DE MESURE AU MOYEN D'UN
CANAL PARTAGE
(54) Title: METHOD AND APPARATUS FOR SENDING AND RECEIVING A MEASUREMENT REPORT VIA A SHARED
CHANNEL



(57) Abrégé/Abstract:

A method and apparatus for sending a channel quality indication (CQI) via a shared channel while a wireless transmit/receive unit (WTRU) is in a Cell_FACH state without having a dedicated channel allocated for the WTRU are disclosed. A WTRU performs a measurement of at least one parameter and generates a CQI based on the measurement. The WTRU then transmits the CQI via a random access channel (RACH). The CQI may be transmitted using an RACH preamble. A plurality of signature sequences may be divided into a plurality of groups. The WTRU may select one group based on the CQI and randomly select a signature sequence among signature sequences in the selected group for transmitting the RACH preamble. The CQI may be appended to the RACH preamble. The CQI may be transmitted via a control part or a data part of the RACH message.

ABSTRACT

A method and apparatus for sending a channel quality indication (CQI) via a shared channel while a wireless transmit/receive unit (WTRU) is in a Cell_FACH state without having a dedicated channel allocated for the WTRU are disclosed. A WTRU performs a measurement of at least one parameter and generates a CQI based on the measurement. The WTRU then transmits the CQI via a random access channel (RACH). The CQI may be transmitted using an RACH preamble. A plurality of signature sequences may be divided into a plurality of groups. The WTRU may select one group based on the CQI and randomly select a signature sequence among signature sequences in the selected group for transmitting the RACH preamble. The CQI may be appended to the RACH preamble. The CQI may be transmitted via a control part or a data part of the RACH message.

METHOD AND APPARATUS FOR SENDING AND RECEIVING A MEASUREMENT REPORT VIA A SHARED CHANNEL

[0001] This application is a divisional of Canadian patent application Serial No. 2667275 filed internationally on October 19, 2007 and entered nationally in Canada on April 22, 2009.

[0002] FIELD OF INVENTION

[0003] The present invention is related to wireless communications.

[0004] BACKGROUND

[0005] A wireless transmit/receive unit (WTRU) in a universal terrestrial radio access network (UTRAN) may be in either an idle state or a connected state. While the WTRU is in a connected state, based on WTRU mobility and activity, the UTRAN may direct the WTRU to transition between Cell_PCH, URA_PCH, Cell_FACH, and Cell_DCH states. User plane communication between the WTRU and the UTRAN is only possible while the WTRU has a radio resource control (RRC) connection to the UTRAN.

[0006] The Cell_DCH state is categorized by dedicated channels in both uplink and downlink. On the WTRU side, this corresponds to continuous transmission and reception and may be demanding on user power requirements.

[0007] As defined in Release 6 of the Third Generation Partnership Project (3GPP) specifications, the Cell_FACH state does not use dedicated channels and thus allows better power consumption at the expense of a lower uplink and downlink throughput. While in the Cell_FACH state, uplink communication is achieved through a random access channel (RACH) while downlink communication is through a shared transport channel, (e.g., a forward access channel (FACH)), mapped to a secondary common control physical channel (S-CCPCH). The Cell_FACH state is suited for signaling traffic, (e.g., transmission of cell update and UTRAN registration area (URA) update messages), and for applications requiring very low uplink throughput.

[0008] While in the Cell_FACH state, the WTRU may perform signal measurements and/or traffic volume measurements (TVM) as specified in the measurement control information. The signal measurement is used by the

WTRU for cell reselection. The TVM is reported to the UTRAN within a measurement report based on criteria specified on the measurement control information. The measurement report is sent via the RACH.

[0009] The RACH is based on a slotted-Aloha mechanism with an acquisition indication. Before sending an RACH message, a WTRU attempts to acquire the channel by sending a short preamble (made up of a randomly selected signature sequence) in a randomly selected access slot. After transmitting the RACH preamble, the WTRU waits for an acquisition indication from the UTRAN.

If no acquisition indication is received, the WTRU ramps up the transmit power for the RACH preamble and retransmits the RACH preamble, (i.e., sends a randomly selected signature sequence in a selected access slot). If an acquisition indication is received, the WTRU has effectively acquired a channel, and may transmit an RACH message. The initial transmit power for the RACH preamble is set based on an open loop power control technique, and the ramp-up mechanism is used to further fine-tune the WTRU transmit power.

[0010] It has been proposed to use high speed downlink packet access (HSDPA) in a Cell_FACH state. HSDPA is a feature that was introduced in Release 5 of the third generation partnership project (3GPP) specifications. HSDPA operates in a Cell_DCH state. HSDPA makes better use of the downlink shared capacity by using three key concepts: adaptive modulation and coding (AMC), retransmissions using a hybrid automatic repeat request (HARQ) scheme, and Node-B scheduling.

[0011] Every two (2) milliseconds, the Node-B schedules transmissions on the high speed downlink shared channel (HS-DSCH) based on information the Node-B collects from the WTRUs and the status of the downlink buffers. In addition, the Node-B tailors the transmission bit rates to the specific WTRUs by adapting the MCS, transport block size, etc. The Node-B may transmit at a higher data rate to those WTRUs which perceive favorable channel conditions, and a lower data rate to those WTRUs that perceive unfavorable channel conditions, (e.g., at the cell edge).

[0012] For the HSDPA operations, the Node-B needs channel quality

indication (CQI) and positive-acknowledgement (ACK)/negative-acknowledgement (NACK) feedback from the WTRUs. The CQI is an index into a table which provides the maximum MCS that the WTRU may support. The CQI is sent periodically with periodicity determined by the UTRAN. The ACK/NACK feedback is for the HARQ process. The ACK/NACK information is only provided in response to a packet being received on the downlink.

[0013] In Release 6 of the 3GPP specifications, the CQI and ACK/NACK information are transmitted via a high speed dedicated physical control channel (HS-DPCCH). Each WTRU is assigned a separate HS-DPCCH and as a result a WTRU may easily provide the feedback information. Moreover, the HS-DPCCH is power controlled using an offset to the uplink dedicated physical control channel (DPCCH), for which close loop power control is performed. The information on the HS-DPCCH is heavily coded to aid in detection. As more and more WTRUs use HSDPA, the number of feedback control channels increases. Even if these are power controlled, the feedback information may cause an uplink noise rise, reducing the capacity available for other uplink transmissions.

[0014] If HSDPA is to be used in a Cell_FACH state, the main problem is a lack of dedicated uplink channel to transmit the CQI and ACK/NACK information. Without the CQI and ACK/NACK information, the advantages of HSDPA are significantly reduced. 3GPP Release 6 specifications do not provide support for optimal MCS selection and scheduling for the HS-DSCH in a Cell_FACH state.

[0015] Therefore, it would be desirable to provide a method and apparatus for providing CQI information via a shared channel in a Cell_FACH state.

[0016] SUMMARY

[0017] A method and apparatus for sending a CQI via a shared or common channel while a WTRU is in a Cell_FACH state without having a dedicated channel allocated for the WTRU are disclosed. A WTRU performs a measurement of at least one parameter and generates a CQI based on the measurement. The WTRU then transmits the CQI via an RACH. The CQI may

be transmitted using an RACH preamble. A plurality of signature sequences may be divided into a plurality of groups. The WTRU may select one group based on the CQI and randomly select a signature sequence among signature sequences in the selected group for transmitting the RACH preamble. The CQI may be appended to the RACH preamble. The CQI may be transmitted via a control part or a data part of the RACH message. The RACH message may be an RRC measurement report including CQI transmission. The CQI reporting may be triggered by successful decoding of the HS-SCCH transmission.

[0018] BRIEF DESCRIPTION OF THE DRAWINGS

[0019] A more detailed understanding of the invention may be had from the following description of a preferred embodiment, given by way of example and to be understood in conjunction with the accompanying drawings wherein:

[0020] Figure 1 is a block diagram of an example WTRU;

[0021] Figure 2 shows a CQI appended at the end of an RACH preamble;

[0022] Figure 3 shows an example of the CQI carried in the RACH control message;

[0023] Figure 4 shows an example of the CQI carried in the RACH header in an RACH message;

[0024] Figure 5 shows an example two-tiered CQI structure; and

[0025] Figure 6 shows a CQI reporting triggering example.

[0026] DETAILED DESCRIPTION

[0027] When referred to hereafter, the terminology "WTRU" includes but is not limited to a user equipment (UE), a mobile station, a fixed or mobile subscriber unit, a pager, a cellular telephone, a personal digital assistant (PDA), a computer, or any other type of user device capable of operating in a wireless environment. When referred to hereafter, the terminology "Node-B" includes but is not limited to a base station, a site controller, an access point (AP), or any other type of interfacing device capable of operating in a wireless environment.

[0028] It should be noted that although the embodiments will be described

with reference to 3GPP high speed downlink packet access (HSDPA), the present invention is applicable to any wireless communication system where channel quality feedback information is required to be transmitted via a shared/common channel.

[0029] Figure 1 is a block diagram of an example WTRU 100. The WTRU 100 may include a measurement unit 102, a CQI generator 104, and a transceiver 106. It should be noted that the WTRU 100 in Figure 1 is provided as an example, not as a limitation, and the WTRU 100 may include any other conventional processing components necessary for wireless transmission and reception. The measurement unit 102 performs a measurement of at least one predetermined parameter to provide an estimate of the channel quality perceived by the WTRU 100.

[0030] The measurement parameter may be a downlink transport channel block error rate (BLER) while the WTRU 100 is in a Cell_FACH state. A high BLER may be interpreted that the downlink transmission rate is too high. The measurement parameter may be a path loss measured on a downlink reference channel, (e.g., a common pilot channel (CPICH)). A high path loss in the downlink may be interpreted as an indication that the downlink transmission rate is too high. The measurement parameter may be the number of preamble ramp-ups required before receiving an acquisition indication on an acquisition indication channel (AICH). For example, if the WTRU 100 requires many RACH preamble transmit power ramp-ups, or if the RACH transmission fails, the WTRU 100 may interpret that channel conditions are poor and ask for a reduction in the downlink transmission rate. The measurement parameter may be a received power on a CPICH, a high speed shared control channel (HS-SCCH), or any other downlink reference channel. By providing an indication of this power, the Node-B may estimate the path loss and increase or decrease the downlink transmission rate accordingly. The measurement parameter may be an estimate of a signal-to-noise ratio (SNR) measured on any downlink reference channel, (e.g., CPICH), where the noise comprises a thermal noise and an interference from neighbouring cells that cannot be cancelled by the WTRU. The

measurement parameter may be CPICH E_c/N_0 , (i.e., CPICH received signal code power (RSCP)/received signal strength indicator (RSSI)) or primary common control physical channel (PCCPCH) RSCP converted into HS-DPDCH measurement adding RSSI. Alternatively, HS-SCCH power may be measured.

[0031] The CQI generator 104 outputs a CQI based on the measurement(s), (i.e., the CQI is an encoded version of the measurement). One or a combination of any of the above WTRU measurements may be mapped into a CQI value, (e.g., an index to a look-up table), and sent to the Node-B via one of the feedback mechanisms that will be described in detail below. The CQI value may be sent to an RRC layer for reporting at the RRC layer. The CQI value may be filtered at the RRC layer. In performing the mapping, the WTRU 100 may also take into account its own receiver capabilities to generate a CQI.

[0032] The CQI is not necessarily a straight encoding of the measurements, but may also be an estimate of the transport block size or a maximum data rate that the WTRU 100 may support based on its receiver design and the measured quantities, (i.e., the CQI may be an encoded version of a transport block size or the maximum data rate that the WTRU may support to maintain a target block error rate (BLER). The maximum transport block size or the maximum data rate that may be supported by the WTRU is formatted and encoded into an index value, (i.e., CQI value).

[0033] Alternatively, the CQI may be a relative up or down command generated based on the measurement. For example, the relative up/down command may be generated based on a transport block size that the WTRU may support to maintain a target BLER. For instance, the WTRU 100 may decide that the channel quality is very poor and ask for a reduction in downlink transmission rate to the next lower level. In this case, the granularity of the control may be more than one step, (e.g., up 3 levels, down 4 levels). The relative up or down command may indicate an increase or decrease in maximum transport block size that the WTRU 100 may receive with an adequate BLER, or an increase or decrease a measurement value, (e.g., in dB), on a channel, (e.g., path loss).

[0034] The CQI may have a multi-tiered structure. Figure 5 shows an example two-tiered CQI structure. It should be noted that Figure 5 is provided as an example, not as a limitation, and any other CQI structure may be implemented. In this example, the CQI value is encoded with five (5) bits. The first two most significant bits (MSBs) are used as a coarse CQI and the three least significant bits (LSBs) are used as a fine CQI within each coarse CQI range. The CQI reporting via the RRC measurement reporting may be used for sending the coarse CQI (slow update), and physical layer (L1) procedure may be used for sending the fine CQI (fast update). In a slowly varying channel condition, the coarse CQI may be used, while if the rate of change of the CQI is faster, the CQI may be reported via L1-based CQI reporting procedure.

[0035] Once the CQI is generated, the transceiver 106 transmits the CQI to the Node-B. Since there is no dedicated control channel assigned to the WTRU 100 in a Cell_FACH state, the transceiver 106 sends the CQI information via an RACH or any other contention-based channel that requires the WTRU to first acquire the channel before initiating transmission.

[0036] The transmission of the CQI provides fresh and appropriate link performance predictors for transmissions on the HS-DPDCH. The CQI may be sent when the WTRU has previously been in a URA_PCH or Cell_PCH mode and performed no measurements and therefore no measurement is available to the UTRAN. The CQI may be reported when the WTRU has sent at least one measurement value to the UTRAN but is yet to receive any downlink transmission. The CQI may be reported when the WTRU has been receiving transmissions for some time, but the measurements become stale. In the last two cases, the amount of measurement controls required on the HS-DSCH is reduced.

[0037] Embodiments for sending the CQI are disclosed hereinafter. In accordance with a first embodiment, the WTRU 100 sends the CQI information using an RACH preamble. Conventionally, a WTRU selects a RACH preamble signature sequence randomly among a plurality of signature sequences. In accordance with the first embodiment, the signature sequences are divided into a

plurality of groups. The WTRU 100 select one group based on the CQI and then selects a signature sequence randomly among the signature sequences in the selected group. The selection of the signature sequence is not completely random, but depends on the CQI. For example, if a two (2)-bit CQI is used and total 16 signature sequences are divided into four groups, each with four unique signature sequences, the CQI may be used to select one of the four (4) groups, and one of the four signature sequences in the selected group is randomly selected. Upon decoding the signature sequence at the Node-B, the Node-B cross-references the signature sequence number to determine the group and the transmitted CQI.

[0038] If the number of CQI indices exceeds 16, the number of conventional 16-bit preamble signature sequences may be increased from 16 to 2^k (where $k > 4$), and rather than repeating the selected signature sequence 256 times in every preamble, the WTRU 100 may repeat the new signature sequence $(256/(2^{k-4}))$ times.

[0039] Alternatively, a CQI may be appended at the end of the RACH preamble. Figure 2 shows a CQI 206 appended at the end of an RACH preamble 202. In this example, the RACH preamble transmission includes 256 repetitions of 16 bit signature sequence 204 and a CQI 206. When the Node-B detects the preamble sequence 202, the Node-B retrieves the CQI 206 at the end of the preamble sequence 202 and sends an acquisition indication. The WTRU identity (ID) may be determined when the Node-B decodes the RACH message. Alternatively, the WTRU ID may also be appended at the end the preamble. This allows transmitting all required information in the preamble without needing a subsequent RACH message transmission.

[0040] In accordance with a second embodiment, a CQI is sent through the control part of the RACH message. Figure 3 shows an example RACH time slot format. A 10 ms RACH radio frame 300 includes 15 time slots 302. Each time slot 302 includes a data part 310 and a control part 320 that are transmitted in parallel. Conventionally, the control part 320 carries pilot bits 322 and TFCI bits 324. In accordance with the second embodiment, the CQI 326 is included in the

control part 320.

[0041] In accordance with a third embodiment, the CQI is sent through the data part 310 of the RACH message. Figure 4 shows an example RACH header 410 and an MAC service data unit (SDU) 420 in an RACH message 400. The CQI 412 is included in the RACH header 410. In order to include the CQI 412 in the RACH header 410, the physical layer provides the CQI 412 to the MAC layer (MAC-c/sh layer), and the MAC layer adds the CQI 412 in the MAC header 410. The signalling between the physical layer and the MAC layer may be implemented, for example, through a modified PHY-Status-IND primitive.

[0042] In accordance with a fourth embodiment, the CQI may be sent through an RRC message, (e.g., measurement report message). The CQI is sent to the RRC layer of the WTRU to be included in the RRC message. The CQI may optionally be filtered by the RRC layer before sending the RRC message.

[0043] As the capacity of the physical RACH (PRACH) is limited, rules are defined for determining when transmission of the CQI should take place. A WTRU may transmit the CQI when the WTRU has an MAC SDU to transmit via the RACH, (i.e., opportunistic transmission). The CQI may be transmitted within the RACH preamble or RACH message as disclosed above.

[0044] Opportunistic transmission may not be sufficient because it depends on the need to transmit information on the uplink which is not necessarily correlated to downlink transmissions. To enable CQI reporting in the absence of uplink transmission on the RACH, the WTRU may transmit the CQI, even if the WTRU does not need to send an MAC SDU, (i.e., CQI stand-alone transmission). The TFCI field may be used to signal the Node-B that the RACH transmission is a CQI stand-alone transmission. For the CQI stand-alone transmissions, a CQI may be appended to the RACH preamble as shown in Figure 2, or may be transmitted in the control part or in the data part of the RACH message.

[0045] Alternatively, triggering criteria may be defined for transmission of the CQI, (i.e., stand-alone CQI transmissions). A CQI may be transmitted periodically. The WTRU may send the CQI periodically once the WTRU has an active HSDPA connection in a Cell_FACH state. The WTRU may continuously

monitor the channel condition, and send the CQI at periodic intervals. The rate of CQI reporting is provided to the WTRU as a configuration parameter. The CQI may be reported with a random offset to reduce probability of collision between WTRUs.

[0046] A CQI may be polled by the Node-B. For example, the WTRU may transmit a CQI upon reception of data on the downlink. The Node-B may select a low MCS or transmit no data at all on this initial downlink transmission (thus reducing interference) if the Node-B does not have fresh CQI information. The downlink transmission may be a transmission on an HS-SCCH destined to the WTRU. In this case, the WTRU monitors the HS-SCCH, and triggers the transmission of the CQI when the WTRU successfully decodes its address, (i.e., HSDPA radio network temporary identity (H-RNTI)), on the HS-SCCH transmission in the downlink.

[0047] The WTRU may send a CQI upon significant change of channel conditions. The WTRU may transmit a CQI when the difference between the current CQI (or average CQI) and the last reported CQI exceeds a pre-determined value. The WTRU, (e.g., RRC), is configured with a CQI delta. Every time the measured CQI value exceeds the previous CQI value by the CQI delta for a predefined period of time, a CQI reporting is triggered.

[0048] The WTRU may send a CQI at the start of an HSDPA connection in a Cell_FACH state. The WTRU may continuously monitor the channel condition, but the CQI may be sent after an RRC CONNECTION SETUP message is received for the HSPDA channel.

[0049] The range of the CQI may be divided into multiple CQI levels with CQI thresholds, and the WTRU may send a CQI based on comparison of the measured (or filtered) CQI to the CQI thresholds. If the measured (or filtered) CQI crosses a CQI threshold, (i.e., changes CQI level), and remains at the new CQI level for a predefined period of time, a CQI reporting is triggered. Figure 6 illustrates a CQI triggering example based on comparison to the CQI thresholds.

It should be noted that Figure 6 is provided as an example, not as a limitation, and the CQI range may be divided into any number of levels. In this example,

two CQI thresholds are configured and the CQI range is divided into three levels, (CQI1, CQI2, and CQI3). Initially, the measured CQI belongs to CQI1 level. At time A, the measured CQI changes to the second level, CQI2. At this time, a timer is set to trigger the CQI reporting. The measured CQI remains in the CQI2 level until the timer expires, and therefore a CQI reporting is triggered at the expiration of the timer. At time B, the measured CQI changes to CQI1 level, and the timer is set again. The measured CQI changes to CQI2 level before the timer expires. Therefore, a CQI is not sent at this time. At time C, the measured CQI changes to CQI3 level, and the timer is set. The measured CQI remains in the CQI3 level until the timer expires, and a CQI reporting is triggered at the expiration of the timer.

[0050] The CQI reporting may be triggered based on certain WTRU actions. For example, the CQI may be sent when the WTRU changes to the Cell_FACH state and/or upon cell reselection in either of the Cell_FACH, Cell_PCH, and URA_PCH states.

[0051] The CQI reporting may be triggered based upon downlink reception, (e.g., sent when the WTRU fails to decode the downlink reception), and the CQI may be sent together with RRC and/or radio link control (RLC) ACK/NACK information. The CQI reporting triggering rate may be adjusted based on NACK counts. The reporting rate is increased as the NACK counts increase and the reporting rate is decreased as the ACK counts increases.

[0052] The CQI reporting may be triggered based on HARQ BLER, when no data or control information, (i.e., HS-SCCH transmissions), is received when such is expected, based on transport block BLER.

[0053] The CQI reporting may be triggered based on HS-SCCH reception. Once the WTRU successfully decodes an HS-SCCH transmission, the WTRU expects data transmission on the associated HS-PDSCH. After correctly decoding a HS-SCCH transmission, if the WTRU is not able to recover the HS-PDSCH transmission, the CQI reporting may be triggered. This triggering mechanism may be based on an averaging window, such that the CQI reporting is triggered

upon M occurrences out of N observances. The M and N may be hardcoded or network configurable.

[0054] Alternatively, the CQI reporting may be triggered by counting the number of successful HS-SCCH transmissions (K) in an observation window. The observation window is started with the first decoding of the HS-SCCH transmission with a new data indicator indicating a new transport block. The observation window should be large enough to include all retransmissions that are expected for each transmitted packet. The observation window may be terminated at the arrival of the next HS-SCCH transmission with a new data indicator. The CQI is triggered when K is less than the maximum number of retransmissions configured for HSDPA in Cell_FACH. The value of K and the observation window size may be network configurable. The trigger may be based on an averaging window.

[0055] Alternatively, the CQI reporting may be triggered after correctly decoding the HS-SCCH transmission and recovering the transmitted packet on the HS-PDSCH after L retransmissions, where L is less than the maximum number of retransmissions configured for HSDPA in Cell_FACH. The parameter L may be hardcoded or network configurable. This event implies that current MCS is too conservative. The trigger may be based on an averaging window.

[0056] The CQI reporting may be triggered based on inactivity on the HS-SCCH. The WTRU may start a timer after decoding a HS-SCCH transmission and trigger the CQI reporting if the WTRU fails to receive any HSDPA transmission until the timer expires. The timer value may be hardcoded or network configurable.

[0057] The threshold values and timer values disclosed hereinbefore may be defined as part of the system information. The threshold and timer values may be redefined. In order to reduce the downlink signaling load to specify these new threshold and timer values via RRC signaling, the thresholds and timer values may be changed autonomously by the WTRU based on the RRC and/or RLC ACK/NACK information. The threshold values may be linear, asymmetric, or logarithmic (having finer granularity for certain levels at the expense of

others). The threshold values may be changed autonomously by the WTRU based on the HARQ BLER.

[0058] The CQI reporting may be controlled by downlink control signalling in a Cell_FACH state. The downlink control signalling may be sent via an HS-SCCH, an MAC-hs header, a physical layer signal, an L2 control channel in the downlink, etc.

[0059] Transmission of the CQI via the RACH may be configured by the higher layer signaling, (e.g., layer 3 signaling). Such configuration includes the signature sequences that the WTRU should use to transmit the RACH preamble, the time slot format, scrambling and channelization codes that the WTRU should use to transmit the PRACH, and the like.

[0060] The network may learn about the capabilities of different WTRUs, and determine whether a WTRU is capable of sending a CQI through the PRACH/RACH. The network may send configuration parameters to the WTRU based on the WTRU capability. The configuration parameters may be sent by adding new information elements (IEs) to a conventional system information block (SIB) in a BCCH, defining a new SIB (and schedule) in the BCCH, or adding an IE to the RRC CONNECTION SETUP message when the HSDPA channel is set up. The new measurements may fall under the category of "Quality Measurements" and may be applied to WTRUs in Cell_FACH state. The configuration parameters includes a method for sending the CQI information, (over RACH, over a L1-based approach, using coarse or fine CQI, and the like), CQI reporting parameters, CQI filtering coefficients (for layer 3 filtering of CQI value), CQI reporting criteria, (i.e., timer and threshold values), and the like.

[0061] For backward compatibility, the Node-B may be made aware that a WTRU is sending a CQI through a RACH, (i.e., the RACH transmission includes a CQI). In order to distinguish the RACH transmissions including a CQI, new signature sequences may be defined, or certain signature sequences are reserved, for CQI reporting purposes so that the Node-B may distinguish an RACH transmission including a CQI and an RACH transmission not including a CQI.

Alternatively, one or several values for the TFCI field of the control part of the RACH message, (or any field in the RACH header), may be reserved for RACH transmissions that include a CQI. As another alternative, a set of scrambling and channelization codes may be reserved for RACH transmissions that include a CQI.

[0062] The present invention is applicable to a WTRU in Cell_PCH and URA_PCH states. In these states, the measurements used for CQI calculation need not be updated continually, but may be monitored upon reception of a paging indicator channel (PICH) in anticipation of switching to the Cell_FACH state. This would allow the WTRU to stay in a power saving state, and only make measurements when needed.

[0063] Embodiments.

[0064] 1. A method for sending a CQI via a shared channel.

[0065] 2. The method of embodiment 1 comprising a WTRU performing a measurement of at least one parameter.

[0066] 3. The method of embodiment 2 comprising the WTRU generating a CQI based on the measurement.

[0067] 4. The method of embodiment 3 comprising the WTRU transmitting the CQI via a contention-based uplink shared channel.

[0068] 5. The method of embodiment 4 wherein the contention-based uplink shared channel is an RACH.

[0069] 6. The method as in any one of embodiments 2-5, wherein the measurement used for generating the CQI is at least one of a measured BLER, a path loss on a downlink reference channel, an SNR measured on the downlink reference channel, CPICH E_c/N_0 , the number of RACH preamble ramp-ups required for RACH transmission, and a received power on the downlink reference channel.

[0070] 7. The method as in any one of embodiments 3-6, wherein the CQI is an encoded version of at least one of a transport block size and a maximum data rate that the WTRU can support to maintain a target BLER.

- [0071] 8. The method as in any one of embodiments 3-6, wherein the CQI is a relative up/down command.
- [0072] 9. The method of embodiment 8 wherein the relative up/down command is generated based on at least one of a transport block size and a maximum data rate that the WTRU can support to maintain a target BLER.
- [0073] 10. The method as in any one of embodiments 5-9, wherein the CQI is transmitted using an RACH preamble.
- [0074] 11. The method of embodiment 10 wherein a plurality of signature sequences are divided into a plurality of groups, and the WTRU selects one group based on the CQI and randomly selects a signature sequence among signature sequences in the selected group for transmitting the RACH preamble.
- [0075] 12. The method of embodiment 10 wherein the CQI is appended to the RACH preamble.
- [0076] 13. The method of embodiment 12 wherein a WTRU identity is appended to the RACH preamble.
- [0077] 14. The method as in any one of embodiments 5-9, wherein the CQI is transmitted via at least one of a control part of an RACH message and a data part of the RACH message.
- [0078] 15. The method of embodiment 14 wherein at least one value of a TFCI field is reserved for the RACH message that contains a CQI, so that a Node-B distinguishes an RACH transmission including the CQI and an RACH transmission not including the CQI.
- [0079] 16. The method as in any one of embodiments 5-9, wherein the CQI is transmitted along with an RACH MAC SDU.
- [0080] 17. The method of embodiment 16 wherein the CQI is signaled from a physical layer to a MAC layer via a PHY-Status-IND primitive.
- [0081] 18. The method as in any one of embodiments 4-17, wherein the WTRU transmits the CQI periodically.
- [0082] 19. The method of embodiment 18 wherein the CQI is sent with a random offset to reduce probability of collision between WTRUs.

- [0083] 20. The method as in any one of embodiments 4-19, wherein the WTRU transmits the CQI in response to a downlink transmission from a Node-B.
- [0084] 21. The method of embodiment 20 wherein the Node-B uses a low MCS for the downlink transmission.
- [0085] 22. The method as in any one of embodiments 20-21, wherein the Node-B transmits no data on the downlink transmission.
- [0086] 23. The method as in any one of embodiments 4-22, wherein the WTRU transmits the CQI when the WTRU successfully decodes HS-SCCH transmission.
- [0087] 24. The method of embodiment 23 wherein the WTRU sends the CQI via an RRC measurement report.
- [0088] 25. The method as in any one of embodiments 4-24, wherein the WTRU transmits the CQI when a change of channel condition exceeds a predetermined threshold for a predetermined period of time.
- [0089] 26. The method as in any one of embodiments 4-25, wherein a CQI range is divided into multiple CQI levels with CQI thresholds, and the CQI is sent when the CQI crosses a CQI threshold and remains at a new CQI level for a predefined period of time.
- [0090] 27. The method as in any one of embodiments 4-26, wherein the WTRU transmits the CQI when the CQI is in a certain region of CQI statistics.
- [0091] 28. The method as in any one of embodiments 4-27, wherein the WTRU transmits the CQI based on control information received from a Node-B.
- [0092] 29. The method of embodiment 28 wherein the control information is transmitted to the WTRU via at least one of an HS-SCCH, a MAC header, a physical layer signaling, a layer 2 control signaling, a connection setup message, and a BCCH.
- [0093] 30. The method as in any one of embodiments 5-29, wherein a set of signature sequences are reserved for transmitting the CQI via the RACH, so that a Node-B distinguishes an RACH transmission including the CQI and an RACH transmission not including the CQI.

- [0094] 31. The method as in any one of embodiments 5-30, wherein a set of channelization and scrambling codes are reserved for transmitting the CQI via the RACH, so that a Node-B distinguishes an RACH transmission including the CQI and an RACH transmission not including the CQI.
- [0095] 32. The method as in any one of embodiments 4-31, wherein the CQI is sent via an RRC message at an RRC layer.
- [0096] 33. The method of embodiment 32 wherein the CQI is filtered at the RRC layer.
- [0097] 34. The method as in any one of embodiments 3-33, wherein the CQI has a multi-tiered structure so that a coarse CQI and a fine CQI are separately transmitted.
- [0098] 35. The method of embodiment 34 wherein the coarse CQI is sent via an RRC message, and the fine CQI is sent via an L1 signaling.
- [0099] 36. The method as in any one of embodiments 4-35, wherein the CQI is sent at a start of an HSDPA connection in a Cell_FACH state.
- [00100] 37. The method as in any one of embodiments 4-36, wherein the CQI is sent when the WTRU changes to a Cell_FACH state.
- [00101] 38. The method as in any one of embodiments 4-37, wherein the CQI is sent upon cell reselection while the WTRU is one of Cell_FACH, Cell_PCH, and URA_PCH states.
- [00102] 39. The method as in any one of embodiments 4-38, wherein the CQI is sent when the WTRU fails to decode a downlink transmission.
- [00103] 40. The method of embodiment 39 wherein a CQI reporting rate is adjusted based on NACK and ACK counts.
- [00104] 41. The method as in any one of embodiments 4-40, wherein the CQI is sent when no data or control information is received when such is expected.
- [00105] 42. The method as in any one of embodiments 4-41, wherein the CQI is sent, after correctly decoding an HS-SCCH transmission, if the WTRU is not able to recover an HS-PDSCH transmission.

- [00106] 43. The method as in any one of embodiments 4-42, wherein the CQI is sent after unsuccessfully decoding an HS-SCCH transmission K times in an observation window.
- [00107] 44. The method as in any one of embodiments 4-43, wherein the CQI is sent after correctly decoding an HS-SCCH transmission and recovering a packet on an HS-PDSCH after L retransmissions.
- [00108] 45. The method as in any one of embodiments 4-44, wherein the CQI is sent if the WTRU fails to receive any HSDPA transmission for a predetermined period of time after decoding an HS-SCCH transmission.
- [00109] 46. The method as in any one of embodiments 4-45, wherein the WTRU changes parameters for sending the CQI autonomously based on RRC and RLC ACK/NACK information.
- [00110] 47. The method as in any one of embodiments 5-46, wherein transmission of the CQI via the RACH is configured by higher layer signaling.
- [00111] 48. A WTRU for sending a CQI via a shared channel.
- [00112] 49. The WTRU of embodiment 48 comprising a measurement unit for performing a measurement of at least one parameter.
- [00113] 50. The WTRU of embodiment 49 comprising a CQI generator for generating a CQI based on the measurement.
- [00114] 51. The WTRU of embodiment 50 comprising a transceiver for transmitting the CQI via a contention-based uplink shared channel.
- [00115] 52. The WTRU of embodiment 51 wherein the contention-based uplink shared channel is an RACH.
- [00116] 53. The WTRU as in any one of embodiments 50-52, wherein the measurement used for generating the CQI is at least one of a measured BLER, a path loss on a downlink reference channel, an SNR measured on the downlink reference channel, CPICH E_c/N_0 , the number of RACH preamble ramp-ups required for RACH transmission, and a received power on the downlink reference channel.

- [00117] 54. The WTRU as in any one of embodiments 50-53, wherein the CQI is an encoded version of at least one of a transport block size and a maximum data rate that the WTRU can support to maintain a target BLER.
- [00118] 55. The WTRU as in any one of embodiments 50-53, wherein the CQI is a relative up/down command.
- [00119] 56. The WTRU of embodiment 55 wherein the relative up/down command is generated based on at least one of a transport block size and a maximum data rate that the WTRU can support to maintain a target BLER.
- [00120] 57. The WTRU as in any one of embodiments 52-56, wherein the CQI is transmitted using an RACH preamble.
- [00121] 58. The WTRU of embodiment 57 wherein a plurality of signature sequences are divided into a plurality of groups, and the WTRU selects one group based on the CQI and randomly selects a signature sequence among signature sequences in the selected group for transmitting the RACH preamble.
- [00122] 59. The WTRU as in any one of embodiments 57-58, wherein the CQI is appended to the RACH preamble.
- [00123] 60. The WTRU as in any one of embodiments 57-59, wherein a WTRU identity is appended to the RACH preamble.
- [00124] 61. The WTRU as in any one of embodiments 52-56, wherein the CQI is transmitted via at least one of a control part of an RACH message and a data part of the RACH message.
- [00125] 62. The WTRU of embodiment 61 wherein at least one value of a TFCI field is reserved for the RACH message that contains a CQI, so that a Node-B distinguishes an RACH transmission including the CQI and an RACH transmission not including the CQI.
- [00126] 63. The WTRU as in any one of embodiments 61-62, wherein the CQI is transmitted along with an RACH MAC SDU.
- [00127] 64. The WTRU of embodiment 63 wherein the CQI is signaled from a physical layer to a MAC layer via a PHY-Status-IND primitive.
- [00128] 65. The WTRU as in any one of embodiments 51-64, wherein the WTRU transmits the CQI periodically.

- [00129] 66. The WTRU of embodiment 65 wherein the CQI is sent with a random offset to reduce probability of collision between WTRUs.
- [00130] 67. The WTRU as in any one of embodiments 51-66, wherein the WTRU transmits the CQI in response to a downlink transmission from a Node-B.
- [00131] 68. The WTRU of embodiment 67 wherein the Node-B uses a low MCS for the downlink transmission.
- [00132] 69. The WTRU as in any one of embodiments 67-68, wherein the Node-B transmits no data on the downlink transmission.
- [00133] 70. The WTRU as in any one of embodiments 51-69, wherein the WTRU transmits the CQI when the WTRU successfully decodes HS-SCCH transmission.
- [00134] 71. The WTRU of embodiment 70 wherein the WTRU sends the CQI via an RRC measurement report.
- [00135] 72. The WTRU as in any one of embodiments 51-71, wherein the WTRU transmits the CQI when a change of channel condition exceeds a predetermined threshold for a predetermined period of time.
- [00136] 73. The WTRU as in any one of embodiments 51-72, wherein a CQI range is divided into multiple CQI levels with CQI thresholds, and the CQI is sent when the CQI crosses a CQI threshold and remains at a new CQI level for a predefined period of time.
- [00137] 74. The WTRU as in any one of embodiments 51-73, wherein the WTRU transmits the CQI when the CQI is in a certain region of CQI statistics.
- [00138] 75. The WTRU as in any one of embodiments 51-74, wherein the WTRU transmits the CQI based on control information received from a Node-B.
- [00139] 76. The WTRU of embodiment 75 wherein the control information is transmitted to the WTRU via at least one of an HS-SCCH, a MAC header, a physical layer signaling, a layer 2 control signaling, a connection setup message, and a BCCH.
- [00140] 77. The WTRU as in any one of embodiments 52-76, wherein a set of signature sequences are reserved for transmitting the CQI via the RACH,

so that a Node-B distinguishes RACH transmission including the CQI and RACH transmission not including the CQI.

[00141] 78. The WTRU as in any one of embodiments 52-77, wherein a set of channelization and scrambling codes are reserved for transmitting the CQI via the RACH, so that a Node-B distinguishes RACH transmission including the CQI and RACH transmission not including the CQI.

[00142] 79. The WTRU as in any one of embodiments 51-78, wherein the CQI is sent via an RRC message at an RRC layer.

[00143] 80. The WTRU of embodiment 79 wherein the CQI is filtered at the RRC layer.

[00144] 81. The WTRU as in any one of embodiments 51-80, wherein the CQI has a multi-tiered structure so that a coarse CQI and a fine CQI are separately transmitted.

[00145] 82. The WTRU of embodiment 81 wherein the coarse CQI is sent via an RRC message and the fine CQI is sent via an L1 signaling.

[00146] 83. The WTRU as in any one of embodiments 51-82, wherein the CQI is sent at a start of an HSDPA connection in a Cell_FACH state.

[00147] 84. The WTRU as in any one of embodiments 51-83, wherein the CQI is sent when the WTRU changes to a Cell_FACH state.

[00148] 85. The WTRU as in any one of embodiments 51-84, wherein the CQI is sent upon cell reselection while the WTRU is one of Cell_FACH, Cell_PCH, and URA_PCH states.

[00149] 86. The WTRU as in any one of embodiments 51-85, wherein the CQI is sent when the WTRU fails to decode a downlink transmission.

[00150] 87. The WTRU of embodiment 86 wherein a CQI reporting rate is adjusted based on NACK and ACK counts.

[00151] 88. The WTRU as in any one of embodiments 51-87, wherein the CQI is sent when no data or control information is received when such is expected.

[00152] 89. The WTRU as in any one of embodiments 51-88, wherein the CQI is sent, after correctly decoding an HS-SCCH transmission, if the WTRU is not able to recover an HS-PDSCH transmission.

[00153] 90. The WTRU as in any one of embodiments 51-89, wherein the CQI is sent after unsuccessfully decoding an HS-SCCH transmission K times in an observation window.

[00154] 91. The WTRU as in any one of embodiments 51-90, wherein the CQI is sent after correctly decoding an HS-SCCH transmission and recovering a packet on an HS-PDSCH after L retransmissions.

[00155] 92. The WTRU as in any one of embodiments 51-91, wherein the CQI is sent if the WTRU fails to receive any HSDPA transmission for a predetermined period of time after decoding an HS-SCCH transmission.

[00156] 93. The WTRU as in any one of embodiments 51-92, wherein the WTRU changes parameters for sending the CQI autonomously based on RRC and RLC ACK/NACK information.

[00157] 94. The WTRU as in any one of embodiments 52-93, wherein transmission of the CQI via the RACH is configured by higher layer signaling.

[00158] Although the features and elements are described in the preferred embodiments in particular combinations, each feature or element can be used alone without the other features and elements of the preferred embodiments or in various combinations with or without other features and elements. The methods or flow charts provided may be implemented in a computer program, software, or firmware tangibly embodied in a computer-readable storage medium for execution by a general purpose computer or a processor. Examples of computer-readable storage mediums include a read only memory (ROM), a random access memory (RAM), a register, cache memory, semiconductor memory devices, magnetic media such as internal hard disks and removable disks, magneto-optical media, and optical media such as CD-ROM disks, and digital versatile disks (DVDs).

[00159] Suitable processors include, by way of example, a general purpose processor, a special purpose processor, a conventional processor, a digital signal

processor (DSP), a plurality of microprocessors, one or more microprocessors in association with a DSP core, a controller, a microcontroller, Application Specific Integrated Circuits (ASICs), Field Programmable Gate Arrays (FPGAs) circuits, any other type of integrated circuit (IC), and/or a state machine.

[00160] A processor in association with software may be used to implement a radio frequency transceiver for use in a wireless transmit receive unit (WTRU), user equipment (UE), terminal, base station, radio network controller (RNC), or any host computer. The WTRU may be used in conjunction with modules, implemented in hardware and/or software, such as a camera, a video camera module, a videophone, a speakerphone, a vibration device, a speaker, a microphone, a television transceiver, a hands free headset, a keyboard, a Bluetooth® module, a frequency modulated (FM) radio unit, a liquid crystal display (LCD) display unit, an organic light-emitting diode (OLED) display unit, a digital music player, a media player, a video game player module, an Internet browser, and/or any wireless local area network (WLAN) module.

* * *

CLAIMS

1. A wireless transmit/receive unit (WTRU) comprising:
 - a processor configured to periodically send, via an uplink channel, channel quality indicators (CQIs);
 - the processor configured to decode in a transmission on a downlink control channel, the transmission being associated with an address of the WTRU;
 - the processor configured to determine that a base station is requesting the WTRU to send a CQI based on triggering criteria associated with the transmission on the downlink control channel, wherein the triggering criteria comprises the WTRU successfully decoding the transmission on the downlink control channel using the address of the WTRU; and
 - the processor configured to send the CQI on the uplink channel with one or more of hybrid automatic repeat request (HARQ) acknowledgement information or HARQ negative acknowledgement information in response to determining that the base station is requesting on the downlink control channel that the WTRU send the CQI.
2. The WTRU of claim 1, wherein the base station is capable of operating as at least one of a Node-B, a site controller, or an access point.
3. The WTRU of claim 1, wherein the uplink channel is a shared uplink channel or a common uplink channel.
4. The WTRU of claim 3, wherein the processor is configured to determine that the transmission on the downlink control channel comprises a CQI poll based on the WTRU successfully decoding the transmission on the downlink control channel using the address of the WTRU.
5. The WTRU of claim 1, wherein the downlink control channel is a shared channel.

6. The WTRU of claim 1, wherein the triggering criteria comprises one of a trigger or a poll.

7. The WTRU of claim 1, wherein the downlink control channel is a high speed shared control channel (HS-SCCH).

8. The WTRU of claim 1, wherein the CQI is an index value.

9. The WTRU of claim 1, wherein the CQI is a relative value to a previously sent CQI.

10. The WTRU of claim 1, wherein the processor is configured to send the CQI at a physical layer.

11. A method performed by a wireless transmit/receive unit (WTRU), the method comprising:

periodically sending, by the WTRU via an uplink channel, channel quality indicators (CQIs);

decoding, by the WTRU, a transmission on a downlink control channel, the transmission being associated with an address of the WTRU;

determining, by the WTRU, that a base station is requesting on a downlink control channel for the WTRU to send a CQI based on triggering criteria associated with the transmission on the downlink control channel, wherein the triggering criteria comprises the WTRU successfully decoding the transmission on the downlink control channel using the address of the WTRU; and

in response to determining that the base station is requesting on the downlink control channel for the WTRU to send the CQI, sending, by the WTRU, the CQI to the wireless network on the uplink channel with one or more of hybrid automatic repeat request (HARQ) acknowledgement information or HARQ negative acknowledgement information.

12. The method of claim 11, wherein the base station is capable of operating as at least one of a Node-B, a site controller, or an access point.

13. The method of claim 11, wherein the uplink channel is a shared uplink channel or a common uplink channel.

14. The method of claim 13, further comprising determining that the transmission on the downlink control channel comprises a CQI poll based on the WTRU successfully decoding the transmission on the downlink control channel using the address of the WTRU.

15. The method of claim 11, wherein the downlink control channel is a shared channel.

16. The method of claim 11, wherein the triggering criteria comprises one of a trigger or a poll.

17. The method of claim 11, wherein the downlink control channel is a high speed shared control channel (HS-SCCH).

18. The method of claim 11, wherein the CQI is an index value.

19. The method of claim 11, wherein the CQI is a relative value to a previously sent CQI.

20. The method of claim 11, further comprising sending the CQI at a physical layer.

21. A wireless network device comprising:

a processor configured to periodically receive, from a wireless transmit/receive unit (WTRU) via an uplink channel, channel quality indicators (CQIs);

the processor further configured to send, via a downlink control channel, a transmission associated with an address of the WTRU, wherein the

transmission is associated with triggering criteria that indicates a request for the WTRU to send a CQI; and

the processor further configured to receive, from the WTRU on the uplink channel, the CQI with one or more of hybrid automatic repeat request (HARQ) acknowledgement information or HARQ negative acknowledgement information.

22. The wireless network device of claim 21, wherein the wireless network device is a base station.

23. The wireless network device of claim 21, wherein the uplink channel is one of a shared channel, a common channel, or a random access channel (RACH).

24. The wireless network device of claim 21, wherein the transmission on the downlink control channel comprises a CQI poll.

25. The wireless network device of claim 21, wherein the downlink control channel is a shared channel.

26. The wireless network device of claim 21, wherein the downlink control channel is a high speed shared control channel (HS-SCCH).

27. The wireless network device of claim 21, wherein the triggering criteria comprises one of a trigger or a poll for the WTRU to send the CQI.

28. A method performed by a wireless network device, the method comprising:

periodically receiving, by the wireless network device from a wireless transmit/receive unit (WTRU) via an uplink channel, channel quality indicators (CQIs);

sending, by the wireless network device via a downlink control channel, a transmission associated with an address of the WTRU, wherein the

transmission is associated with triggering criteria that indicates a request for the WTRU to send a CQI; and

receiving, from the WTRU on the uplink channel, the CQI with one or more of hybrid automatic repeat request (HARQ) acknowledgement information or HARQ negative acknowledgement information.

29. The method of claim 28, wherein the wireless network device is a base station.

30. The method of claim 28, wherein the uplink channel is one of a shared channel, a common channel, or a random access channel (RACH).

31. The method of claim 28, wherein the transmission on the downlink control channel comprises a CQI poll.

32. The method of claim 28, wherein the downlink control channel is a shared channel.

33. The method of claim 28, wherein the downlink control channel is a high speed shared control channel (HS-SCCH).

34. The method of claim 28, wherein the triggering criteria comprises one of a trigger or a poll for the WTRU to send the CQI.

1 / 4

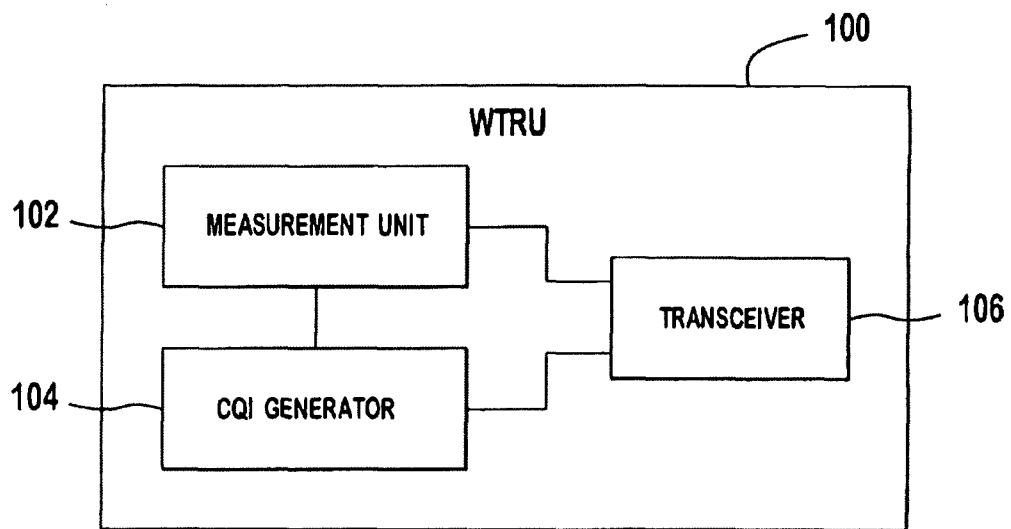


FIG. 1

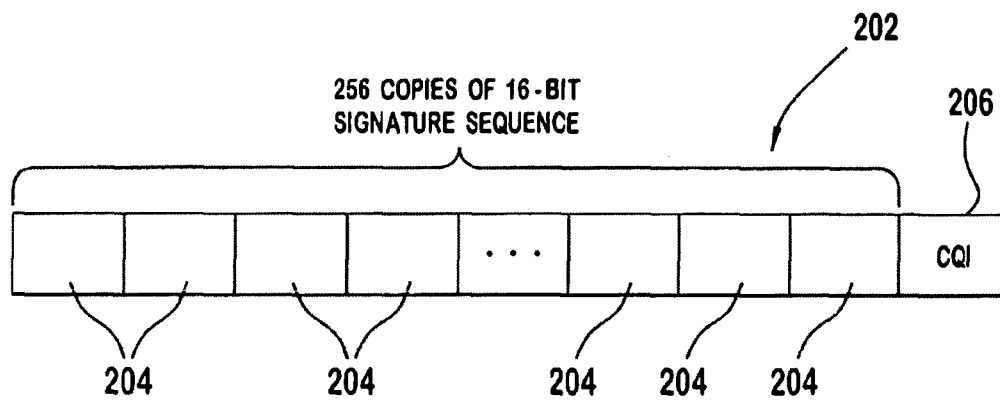


FIG. 2

2 / 4

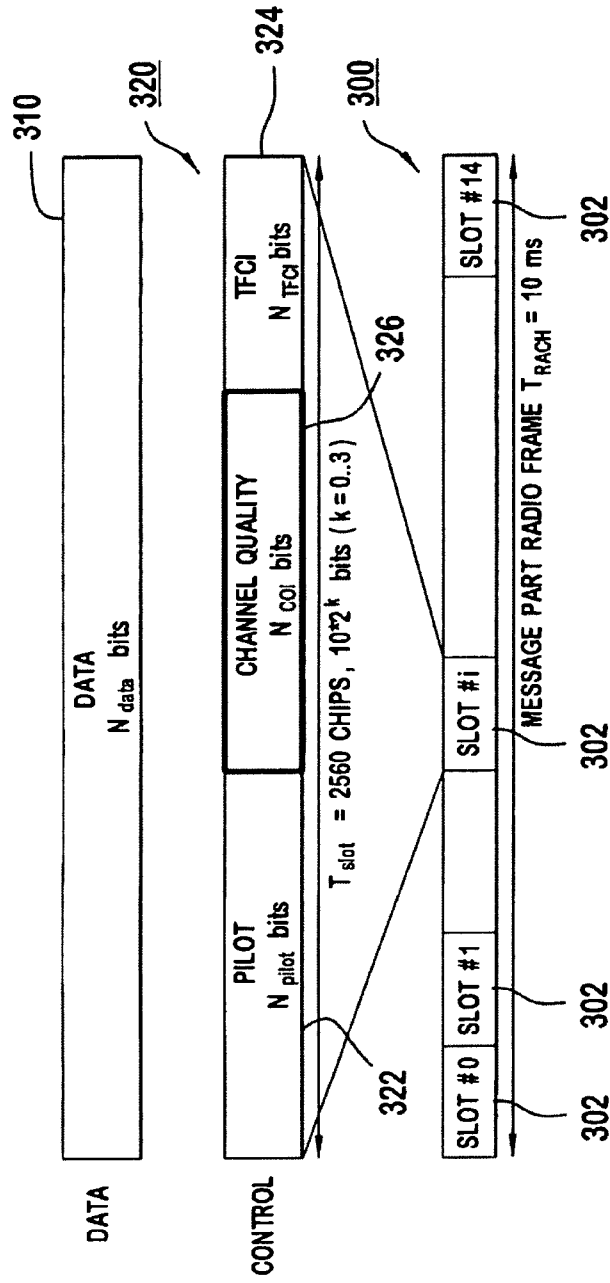


FIG. 3

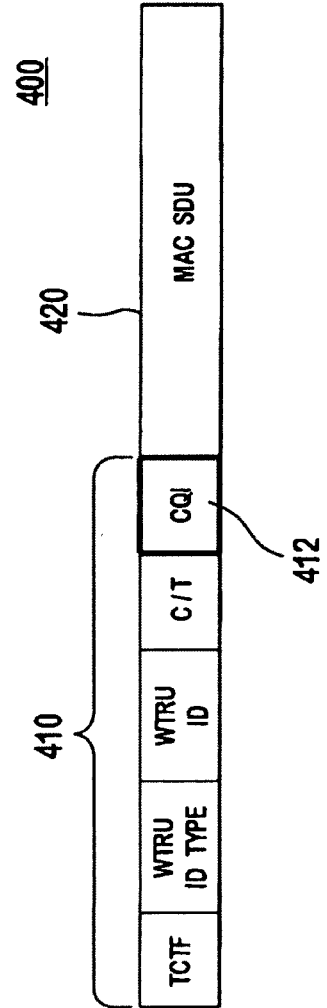


FIG. 4

3/4

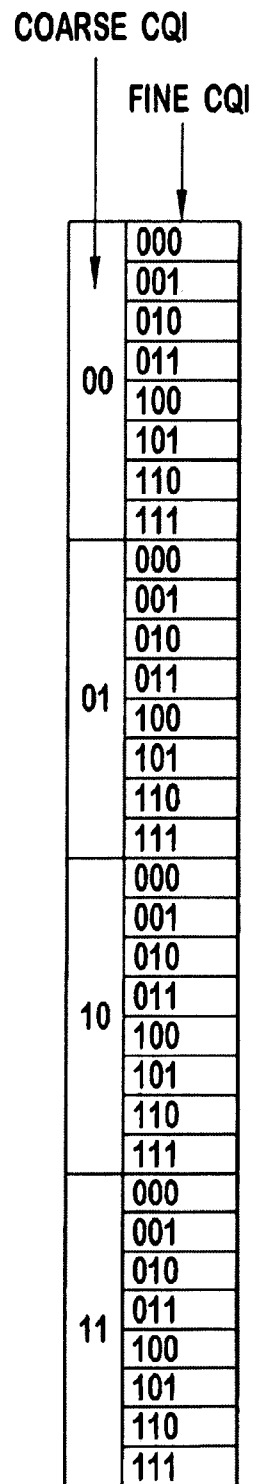


FIG. 5

4 / 4

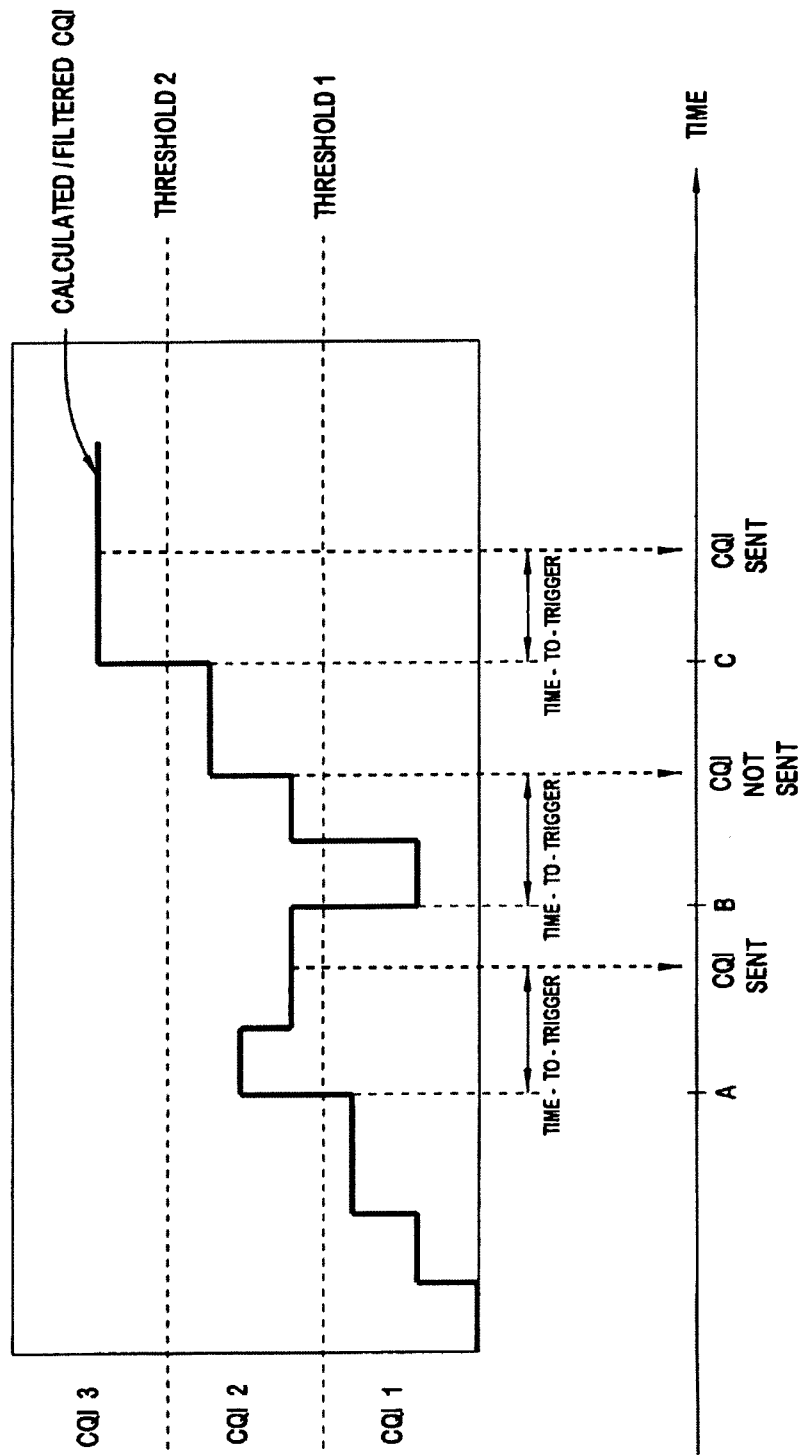


FIG. 6

