

(19) World Intellectual Property
Organization
International Bureau



(43) International Publication Date
3 March 2005 (03.03.2005)

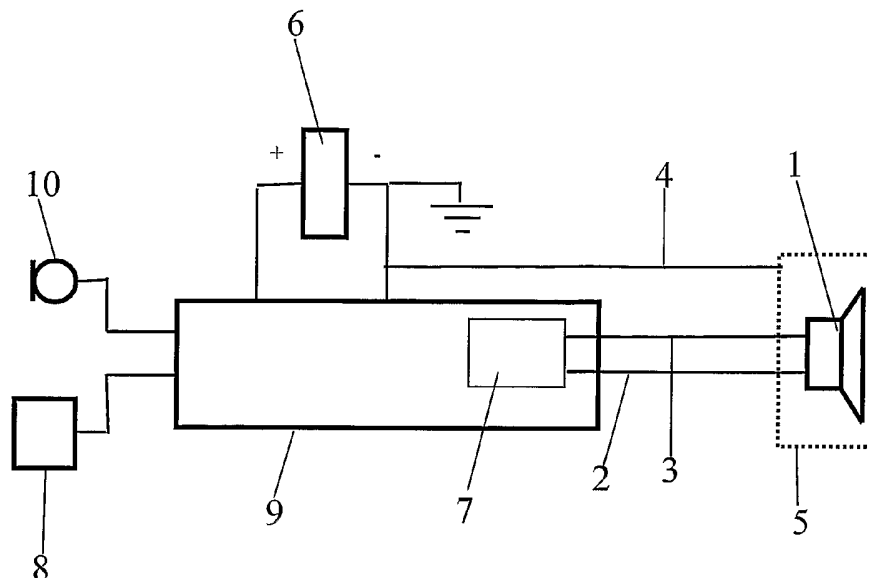
PCT

(10) International Publication Number
WO 2005/020549 A1

- (51) International Patent Classification⁷: **H04M 1/05**, 1/60 (74) **Common Representative:** OTICON A/S; Strandvejen 58, DK-2900 Hellerup (DK).
- (21) International Application Number: PCT/DK2004/000444 (81) **Designated States** (unless otherwise indicated, for every kind of national protection available): AE, AG, AL, AM, AT, AU, AZ, BA, BB, BG, BR, BW, BY, BZ, CA, CH, CN, CO, CR, CU, CZ, DE, DK, DM, DZ, EC, EE, EG, ES, FI, GB, GD, GE, GH, GM, HR, HU, ID, IL, IN, IS, JP, KE, KG, KP, KR, KZ, LC, LK, LR, LS, LT, LU, LV, MA, MD, MG, MK, MN, MW, MX, MZ, NA, NI, NO, NZ, OM, PG, PH, PL, PT, RO, RU, SC, SD, SE, SG, SK, SL, SY, TJ, TM, TN, TR, TT, TZ, UA, UG, US, UZ, VC, VN, YU, ZA, ZM, ZW.
- (22) International Filing Date: 23 June 2004 (23.06.2004)
- (25) Filing Language: English
- (26) Publication Language: English
- (30) Priority Data: PA 2003 01219 26 August 2003 (26.08.2003) DK
- (71) Applicant (for all designated States except US): **OTICON A/S** [DK/DK]; Strandvejen 58, DK-2900 Hellerup (DK).
- (72) Inventors; and
- (75) Inventors/Applicants (for US only): **JØRGENSEN, Ivan, H., H.** [DK/DK]; c/o Oticon A/S, Strandvejen 58, DK-2900 Hellerup (DK). **ESSABAR, Mohamad** [DK/DK]; c/o Oticon A/S, Strandvejen 58, DK-2900 Hellerup (DK).
- (84) **Designated States** (unless otherwise indicated, for every kind of regional protection available): ARIPO (BW, GH, GM, KE, LS, MW, MZ, NA, SD, SL, SZ, TZ, UG, ZM, ZW), Eurasian (AM, AZ, BY, KG, KZ, MD, RU, TJ, TM), European (AT, BE, BG, CH, CY, CZ, DE, DK, EE, ES, FI, FR, GB, GR, HU, IE, IT, LU, MC, NL, PL, PT, RO, SE, SI, SK, TR), OAPI (BF, BJ, CF, CG, CI, CM, GA, GN, GQ, GW, ML, MR, NE, SN, TD, TG).

[Continued on next page]

(54) Title: DIGITAL COMMUNICATION DEVICE



(57) **Abstract:** The invention concerns a digital communication device like a hearing aid or a headset. The hearing aid or headset has a power supply, a signal processing device, means for receiving a wireless signal and a receiver or loudspeaker, which produces an audio signal based on a modulated pulsed signal with high frequency shifting rate produced by the signal processing device. Further the receiver has a first and a second connection point for receiving the pulsed modulated signal wherein the sound producing parts of the receiver are at least partially enclosed by a metal box, whereby a third connection point is provided which is in electrical contact with the metal of the metal box and whereby this third connection point is connected to the electric circuitry of the communication device at a point having a stable and well defined electrical potential. In this way the electro- and magnetic radiation from the metal parts of the receiver is reduced.

WO 2005/020549 A1



Published:

— *with international search report*

For two-letter codes and other abbreviations, refer to the "Guidance Notes on Codes and Abbreviations" appearing at the beginning of each regular issue of the PCT Gazette.

TITLE

Digital communication device.

AREA OF THE INVENTION

5

The invention concerns a digital communication device like a hearing aid or a headset. In such devices a receiver or loudspeaker unit is used, which produces an audio signal which is presented to the ear of the user. In modern digital devices the signal served at the receiver is a modulated pulsed signal with high frequency shifting rate. When a
10 signal of the above kind is served at a loudspeaker, the loudspeaker coil and other electronic parts will function as a filter, such that the audio signal produced will have a reasonable quality

BACKGROUND OF THE INVENTION

15

The high frequency shifting rate will also cause a considerable electromagnetic radiation noise to be produced from the feed lines and from the coil in the loudspeaker. This radiation may be picked up by other parts of the communication device, and especially if the communication device has a coil or antenna for wireless reception of signals this is a
20 problem. This will cause the Noise to Signal Ratio (NSR) from the wireless reception to degrade. The radiation from the wires or feed lines can be reduced by use of coaxial cables. The invention is targeted at reducing the radiation from the speaker case.

SUMMARY OF THE INVENTION

25

It is an object of the invention to provide a digital communication device with improved NSR from the wireless reception of signals. It is a further object of the invention to provide a hearing aid with a receiver which is served with a modulated pulsed signal and a wireless reception antenna where the NSR of the wireless reception is not seriously
30 degraded by electro- and/or magnetic radiation from the signal served at the receiver.

The proposed solution according to claim 1 attenuates the radiated fields present in a hearing aid or other communication device.

CONFIRMATION COPY

The solution targets the fields radiated from the speaker. The speaker case in conventional hearing aid or other communication devices is not connected to any electrical potential in the system and therefore has a floating potential. The speaker case is energised and radiates a considerable electrical field in its proximity. Connecting the speaker case to a well defined stable potential almost eliminates the radiated field.

Preferably the speaker case is connected to the negative pole of the power supply.

BRIEF DESCRIPTION OF THE DRAWINGS

Fig. 1 Schematic representation of a hearing aid with the receiver.

Fig. 2 is a diagram showing the frequency spectrum of the noise signal radiated from the receiver casing.

DESCRIPTION OF A PREFERRED EMBODIMENT

A schematic view of a hearing aid according to an embodiment of the invention is shown in fig. 1. The hearing aid comprises a microphone 10 and a wireless receiving antenna 8, both connected to a DSP unit 9. The DSP unit comprises a sigma-delta modulator 7, and also the DSP unit is connected to a battery 6 and a receiver 1. The receiver 1 is driven by a sigma delta modulated signal, which is produced by the modulator 7, and when the receiver 1 demodulates this signal, it produces an audio signal. Two wires 2,3 are required for the actual sigma delta modulated signal. A third wire 4 is connected to a metal casing 5 of the receiver 1. This wire 4 is grounded, which means that it is connected to the ground or the zero potential. The ground in this case is zero potential. Usually, it is defined as the negative battery potential but it could also be any other stable voltage potential within the hearing aid.

The radiated noise from the receiver casing and the two wires 2,3 is the modulation noise of the sigma delta modulator 7. The general measured spectrum is as depicted in Fig. 2. The sigma delta modulator 7 is used in hearing aids because of its low noise in the audio band compared with ordinary quantisation of the audio signal. The disadvantage is the

higher noise in the high frequency range and as can be seen in fig. 2 this noise remains at a high level even at very high frequencies. This is generally not a problem for hearing aids where the audio band is of prime concern. However when the hearing aid is equipped with means 8 for receiving wireless signals in the same frequency range as the noise signal, this noise is very disturbing, and it is necessary to apply special measures to dampen this noise. By connecting the receiver metal casing 5 with the zero potential in the hearing aid the noise which is radiated is reduced considerably because the grounded case will act as a shield towards the electrical fields generated inside the case. Furthermore, any magnetic fields inside the case will induce currents that will run in the conducting case of the speaker. If the speaker case has a floating potential large voltages will be generated on the case surface. This is prevented when the casing is effectively shorted to ground by connecting the receiver case to the zero potential.

The connections 2,3 between the receiver and the other parts of the hearing aid, and also the connection 4 between the case and ground potential could be made by conducting wire. Generally, all 3 wires should be as short as possible as these wires also generate noise. Therefore, the resulting resistance should be in the order of a few milliohms, preferably below 5mOhms.

5

CLAIMS

1. Digital communication device like a hearing aid or a headset with a power supply, a signal processing device, means for receiving a wireless signal and a receiver or loudspeaker, which produces an audio signal based on a modulated pulsed signal with high frequency shifting rate produced by the signal processing device, where the receiver has a first and a second connection point for receiving the pulsed modulated signal wherein the sound producing parts of the receiver are at least partially enclosed by a metal box, whereby a third connection point is provided which is in electrical contact with the metal of the metal box and whereby this third connection point is connected to the electric circuitry of the communication device at a point having a stable and well defined electrical potential.
2. Digital communication device as claimed in claim 1, wherein the third connection point is connected to ground potential, which is the negative pole of the power supply.

20

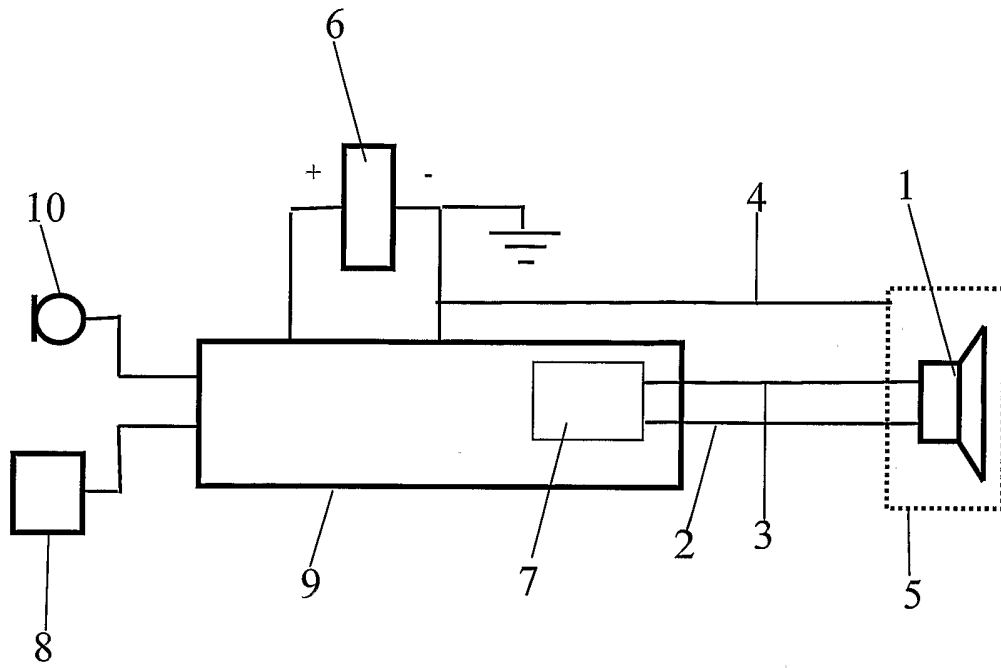


Fig. 1

2/2

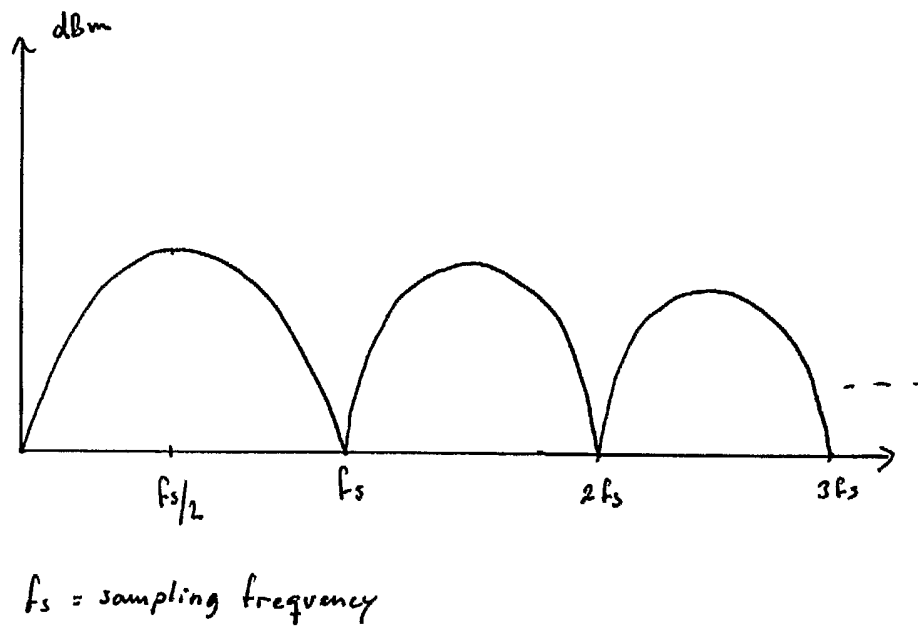


Fig. 2

INTERNATIONAL SEARCH REPORT

International Application No
PCT/DK2004/000444

A. CLASSIFICATION OF SUBJECT MATTER
 IPC 7 H04M1/05 H04M1/60

According to International Patent Classification (IPC) or to both national classification and IPC

B. FIELDS SEARCHED
 Minimum documentation searched (classification system followed by classification symbols)
 IPC 7 H04M H04R H04B

Documentation searched other than minimum documentation to the extent that such documents are included in the fields searched

Electronic data base consulted during the international search (name of data base and, where practical, search terms used)
 EPO-Internal, WPI Data, PAJ

C. DOCUMENTS CONSIDERED TO BE RELEVANT

Category °	Citation of document, with indication, where appropriate, of the relevant passages	Relevant to claim No.
A	US 5 857 060 A (ABBAS MOHAMED ET AL) 5 January 1999 (1999-01-05) column 3, line 8 - column 4, line 17	1,2
A	US 6 546 109 B1 (GNECCO LOUIS THOMAS ET AL) 8 April 2003 (2003-04-08) column 3, line 38 - column 4, line 51	1,2
A	US 5 796 848 A (MARTIN RAIMUND) 18 August 1998 (1998-08-18) column 1, line 55 - column 2, line 7 column 2, line 45 - line 63	1,2

Further documents are listed in the continuation of box C. Patent family members are listed in annex.

° Special categories of cited documents :

A document defining the general state of the art which is not considered to be of particular relevance	*T* later document published after the international filing date or priority date and not in conflict with the application but cited to understand the principle or theory underlying the invention
E earlier document but published on or after the international filing date	*X* document of particular relevance; the claimed invention cannot be considered novel or cannot be considered to involve an inventive step when the document is taken alone
L document which may throw doubts on priority claim(s) or which is cited to establish the publication date of another citation or other special reason (as specified)	*Y* document of particular relevance; the claimed invention cannot be considered to involve an inventive step when the document is combined with one or more other such documents, such combination being obvious to a person skilled in the art.
O document referring to an oral disclosure, use, exhibition or other means	*&* document member of the same patent family
P document published prior to the international filing date but later than the priority date claimed	

Date of the actual completion of the international search 8 October 2004	Date of mailing of the international search report 14/10/2004
--	---

Name and mailing address of the ISA European Patent Office, P.B. 5818 Patentlaan 2 NL - 2280 HV Rijswijk Tel. (+31-70) 340-2040, Tx. 31 651 epo nl, Fax: (+31-70) 340-3016	Authorized officer Sorrentino, A
--	--

INTERNATIONAL SEARCH REPORT

Information on patent family members

International Application No

PCT/DK2004/000444

Patent document cited in search report	Publication date	Publication date	Patent family member(s)	Publication date
US 5857060	A	05-01-1999	US 5838877 A EP 0842572 A1 WO 9705716 A1	17-11-1998 20-05-1998 13-02-1997
US 6546109	B1	08-04-2003	NONE	
US 5796848	A	18-08-1998	DE 19545760 C1 CH 689343 A5 DE 29521956 U1 DK 139196 A	20-02-1997 26-02-1999 05-11-1998 08-06-1997