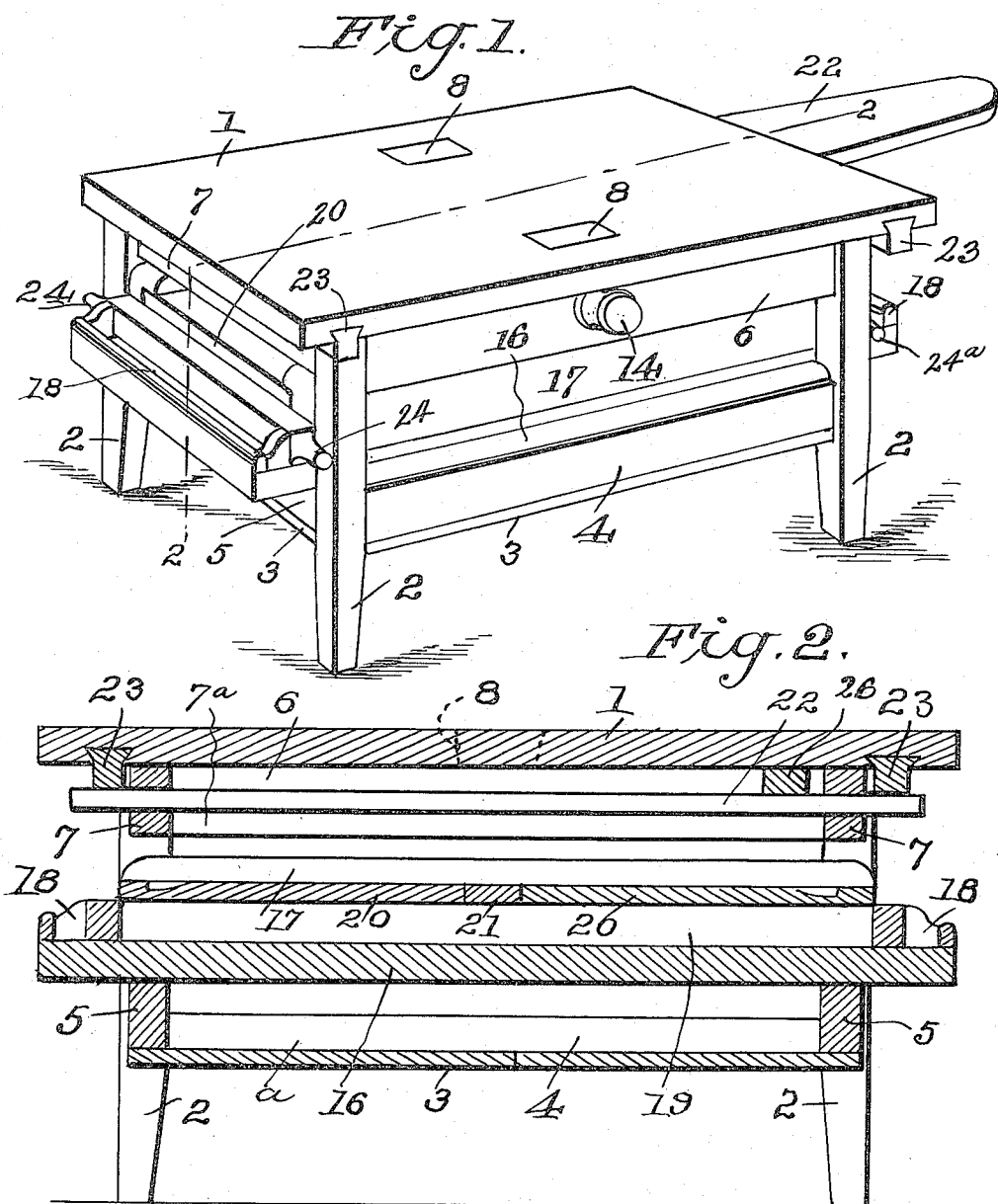


G. L. WILD.  
MANGLE TABLE.  
APPLICATION FILED NOV. 4, 1914.

1,155,179.

Patented Sept. 28, 1915.  
2 SHEETS—SHEET 1.



Witnesses  
J. A. Ryan  
E. P. Ryan

Inventor  
G. L. Wild  
By *A. Randolph, Jr.*  
Attorney

G. L. WILD.  
 MANGLE TABLE.  
 APPLICATION FILED NOV. 4, 1914.

1,155,179.

Patented Sept. 28, 1915.  
 2 SHEETS—SHEET 2.

Fig. 3.

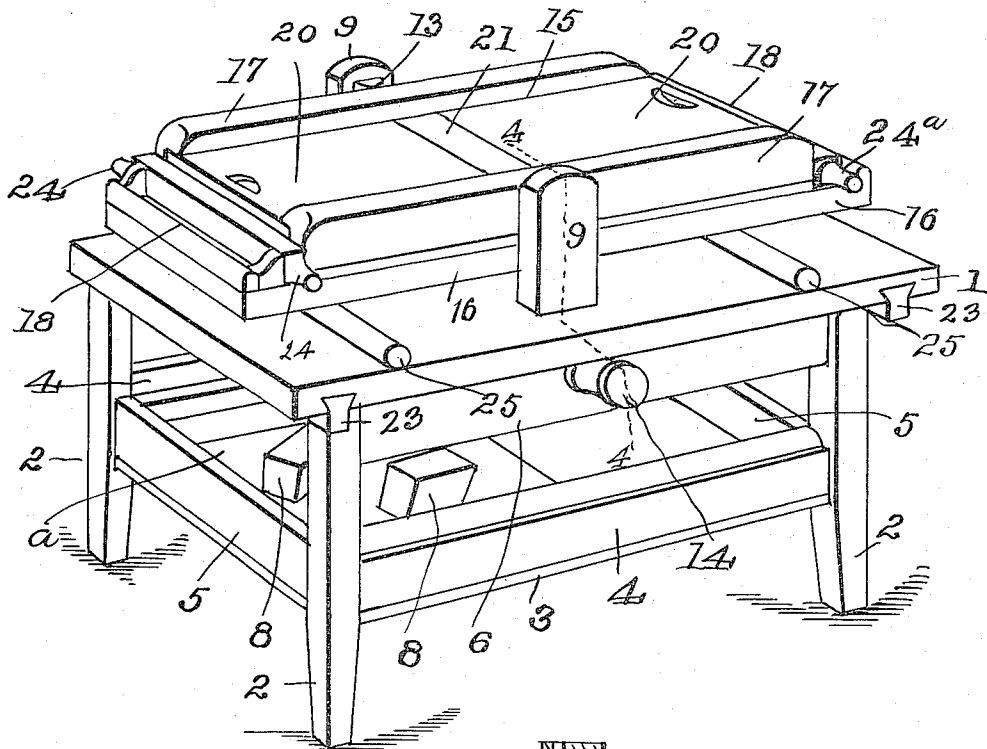
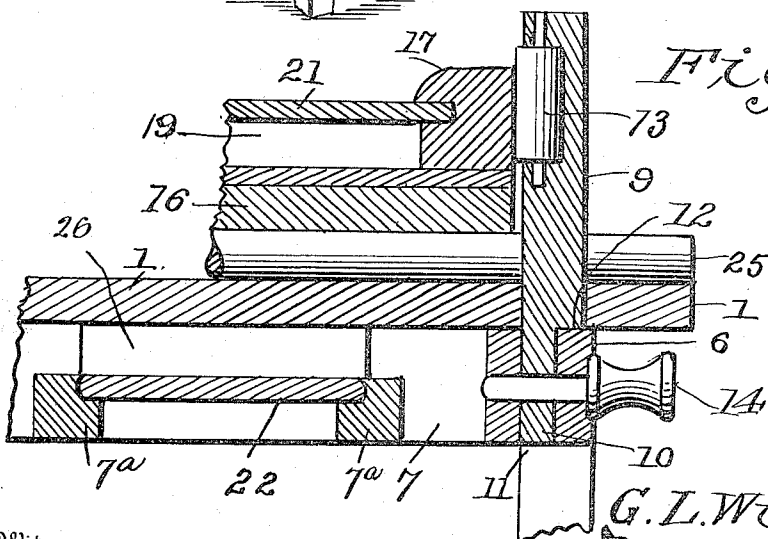


Fig. 4.



Witnesses  
*J. A. Ryan*  
*E. P. Bunge*

Inventor  
*G. L. Wild*  
*A. H. Kauder, Jr.*  
 Attorney

# UNITED STATES PATENT OFFICE.

GOTTLÖB L. WILD, OF LINDEN, NEW JERSEY.

## MANGLE-TABLE.

1,155,179.

Specification of Letters Patent. Patented Sept. 28, 1915.

Application filed November 4, 1914. Serial No. 870,254.

*To all whom it may concern:*

Be it known that I, GOTTLÖB L. WILD, a subject of the Emperor of Germany, residing at Linden, in the county of Union and State of New Jersey, have invented certain new and useful Improvements in Mangle-Tables; and I do hereby declare the following to be a full, clear, and exact description of the invention, such as will enable others skilled in the art to which it appertains to make and use the same.

This invention relates to mangle tables, and one of the principal objects of the invention is to provide a mangle table in which the mangle and other operative parts may be stored away underneath the top of the table in condition to occupy but little space for shipping and storing and in which the table may be used for ironing purposes and for supporting other articles when not desired to be used as a mangle.

Another object of the invention is to provide a combined table and mangle in which the various parts required for mounting the pressure box on top of the table may be stored in a compartment underneath the table top, and the table being provided with an extensible ironing board underneath the same for use whenever required.

The above and other objects may be attained by means of the construction illustrated in the accompanying drawings, in which,

Figure 1 is a perspective view of a combined table and mangle made in accordance with this invention, shown in folded condition to be used as a table. Fig. 2 is a longitudinal section of the same taken on the line 2—2 of Fig. 1. Fig. 3 is a perspective view of the invention when arranged as a mangle, and Fig. 4 is a detail sectional view taken on the line 4—4 of Fig. 3.

Referring to the drawings, the numeral 1 designates the table top supported on legs 2. Underneath the table top is a box or compartment comprising the bottom 3, the side members 4, and the end members 5. Underneath the table top are side supports 6, and end supports 7 secured to the leg 2 and the table top 1 resting thereon. The table top is provided with openings one near each side of said table top and said openings are provided with plugs 8 which are fitted in said openings and are flush with the table top. When the plugs 8 are removed, guides 9 are placed in the openings from which the

plugs are taken, said guides each having a reduced portion 10 which fits into an opening 11 in each of the side members 6, and said guide members are each provided with a shoulder 12 which rests on the upper side of the members 6. Mounted in each of the guide members 9 is a vertically disposed roller 13. The guide members 9 are held in place by means of pins 14 extending through the members 6 and through the reduced portions of the guides.

The pressure box comprises a base member 16, the sides 17 and the finger holds 18. These finger holds are in the form of troughs and may be utilized for reciprocating the pressure box by placing the fingers in the troughs when desired instead of using the handles 24 or the removable handles and pins 24<sup>a</sup>. A compartment 19 between the sides 17 may be used for weights and sliding doors or covers 20 are separated by a central cross bar 21.

The articles to be mangled are placed on top of the table 1 and the rollers 25 are placed on top of the articles, when the pressure box is placed upon the rollers and by grasping the handles 24 and removable handles and pins 24<sup>a</sup> or the finger hold 18 the pressure box is reciprocated and the rollers are passed over the articles. The rollers may be shifted toward the center and back again as required. The removable pin and handle members 24<sup>a</sup> are made removable in order to permit the pressure box to slide in between the legs when the device is to be used as a table.

An ironing board 22 is mounted to slide in slots in the members 7, and on longitudinal strips 7<sup>a</sup> secured underneath the table top to the members 7. Dove tail cleats 23 are secure under the table top 1 to prevent it from warping. The removable handles and pins 24 are connected at one end to the pressure box and when they are removed the pressure box can be slid underneath the table top to rest upon the end members 5. The rollers 25 and the guides 9 may also be placed under the pressure box in the compartment 19. A transverse strip 26 is secured to the underside of table top near one end, and serves to support the board in horizontal position for use.

From the foregoing it will be obvious that a table and mangle made in accordance with this invention can be manufactured at comparatively low cost, is convenient and dur-

able for its purpose, can be used as an ordinary table, and can be packed in a comparatively small space for shipping.

5 Various changes may be made in the details of construction without departing from the spirit and scope of the invention as defined in the claim.

What is claimed is:—

10 A combined table and mangle comprising a table top, said table top mounted on legs and provided with openings in the top portion thereof, guides having rollers mounted therein and fitted in said openings, a pressure box mounted on movable rollers and

adapted to be reciprocated between said 15 roller guides, said pressure box having compartments for weights covered by sliding doors, and said pressure box adapted to be placed underneath the table top and supported upon the end members of the table 20 when not in use as a mangle.

In testimony whereof I affix my signature in presence of two witnesses.

GOTTLOB L. WILD.

Witnesses:

FREDERICK G. OLDE,  
PETER TIEFAU.

Copies of this patent may be obtained for five cents each, by addressing the "Commissioner of Patents, Washington, D. C."