



US 20050155534A1

(19) **United States**

(12) **Patent Application Publication**

Lin et al.

(10) **Pub. No.: US 2005/0155534 A1**

(43) **Pub. Date: Jul. 21, 2005**

(54) **FOLDABLE TABLE**

(52) **U.S. Cl. 108/132**

(76) Inventors: **Wen-Shen Lin, Kaohsiung (TW);
Hsin-Hung Tsai, Jiayi Hsien (TW)**

(57) **ABSTRACT**

Correspondence Address:
**LUEDEKA, NEELY & GRAHAM, P.C.
P O BOX 1871
KNOXVILLE, TN 37901 (US)**

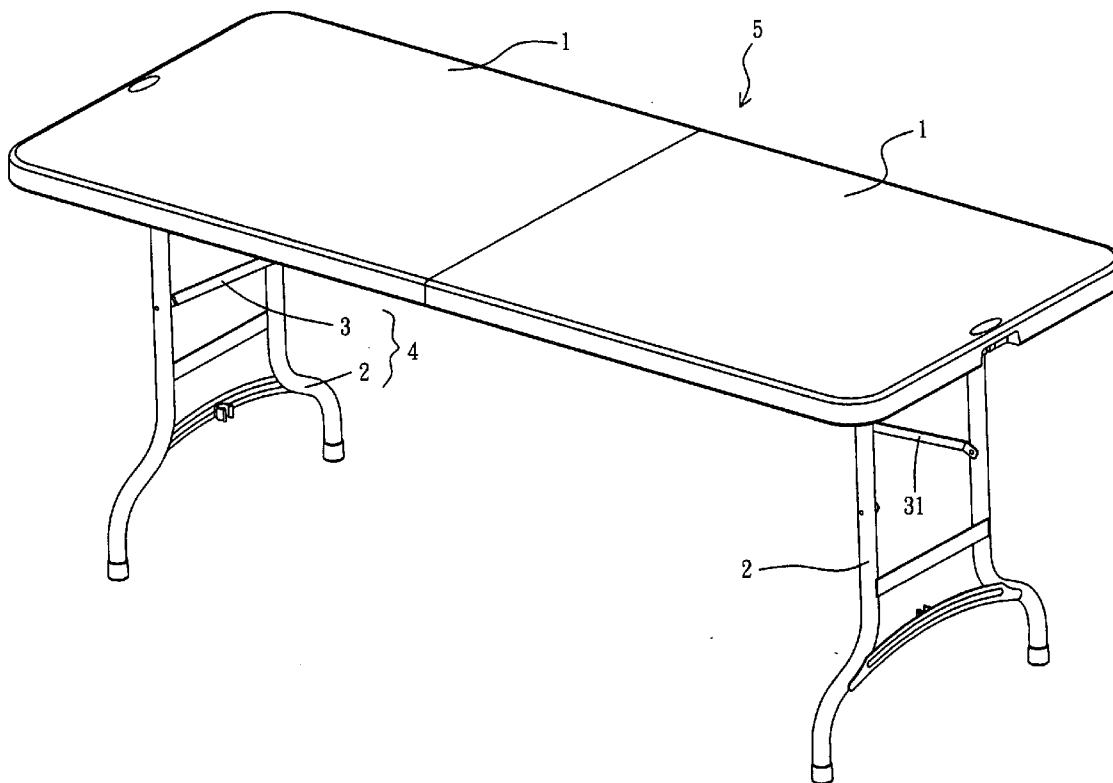
A foldable table includes two table boards pivotally connected with each other, and two support units each foldably mounted on a respective one of the two table boards. Each of the support units includes a support stand having an end pivotally mounted on a first end of the respective table board, and a support member pivotally mounted on a second end of the respective table board and pivotally connected with the support stand. Thus, the foldable table is supported rigidly and stably when being expanded and is folded when not in use, thereby enhancing the versatility of foldable table.

(21) Appl. No.: **10/763,155**

(22) Filed: **Jan. 21, 2004**

Publication Classification

(51) **Int. Cl.⁷ A47B 3/00**



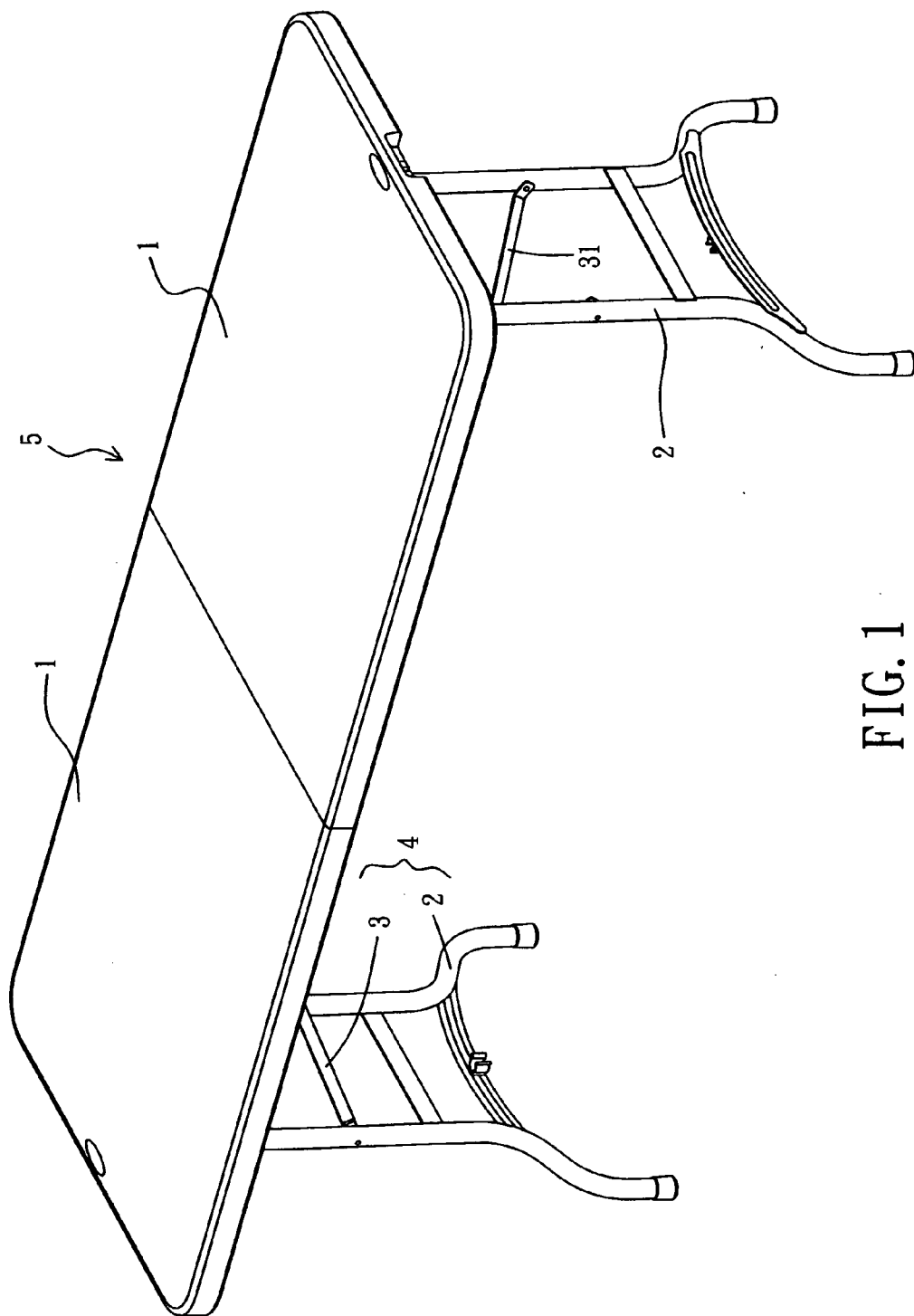


FIG. 1

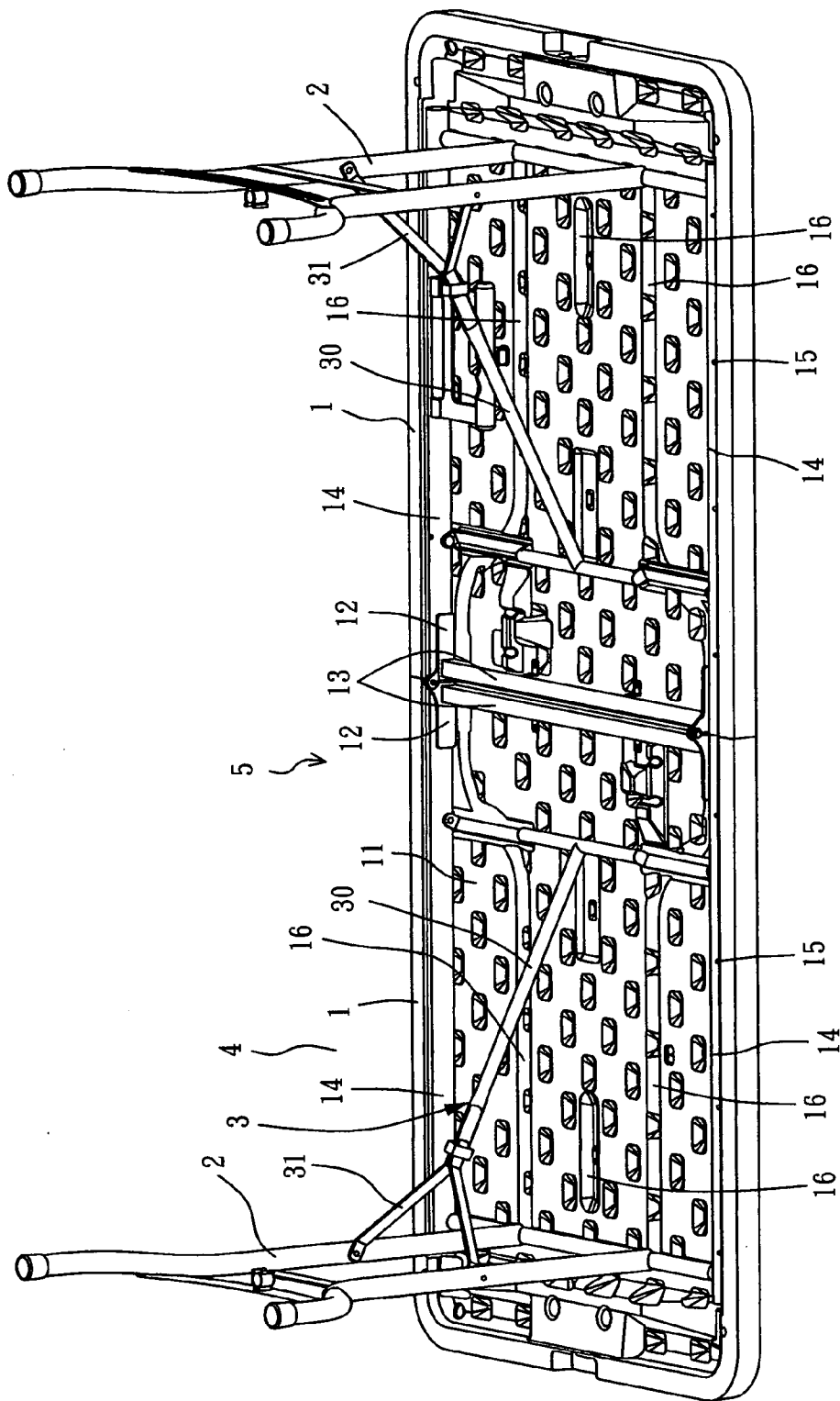


FIG. 2

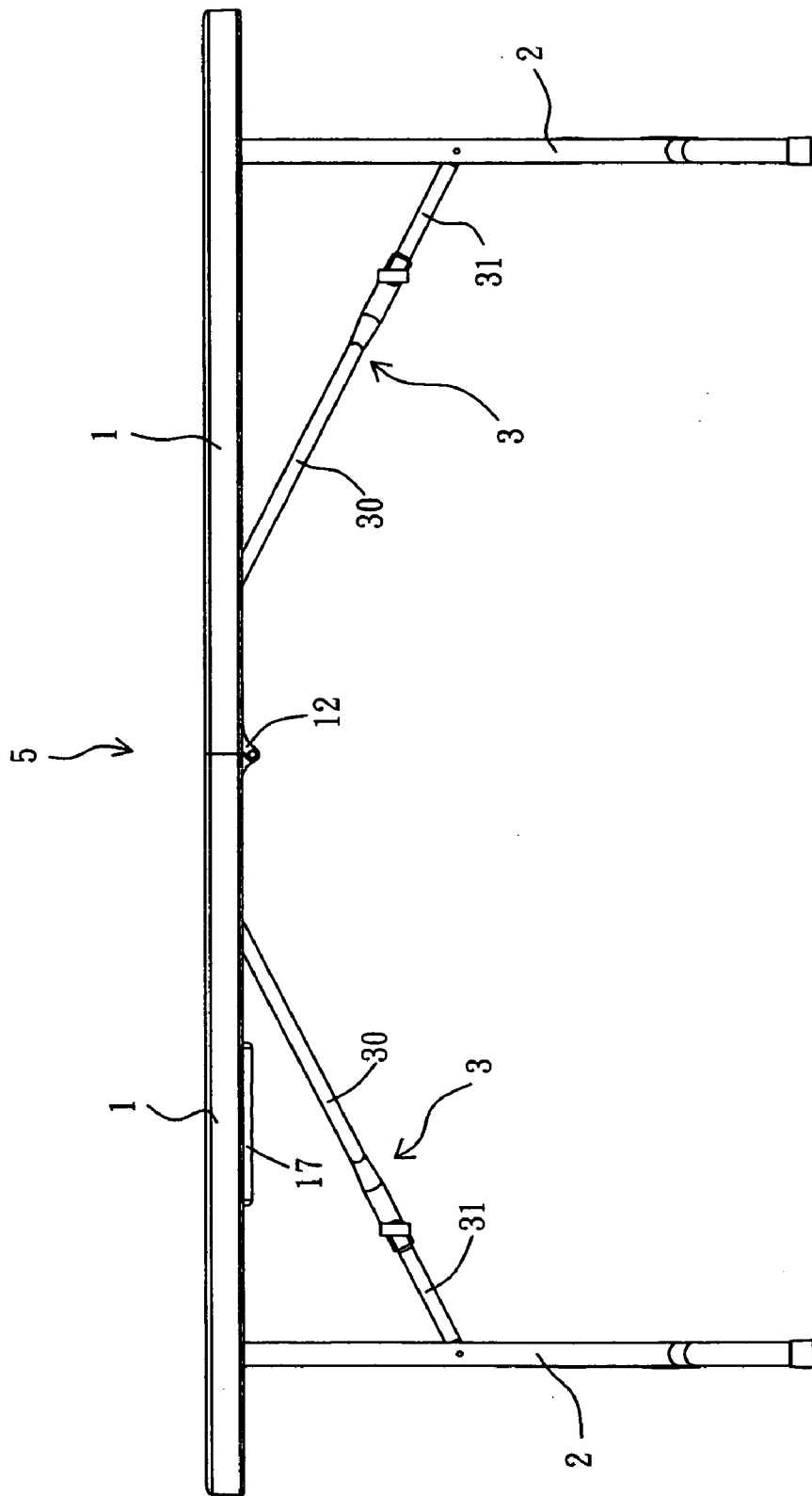


FIG. 3

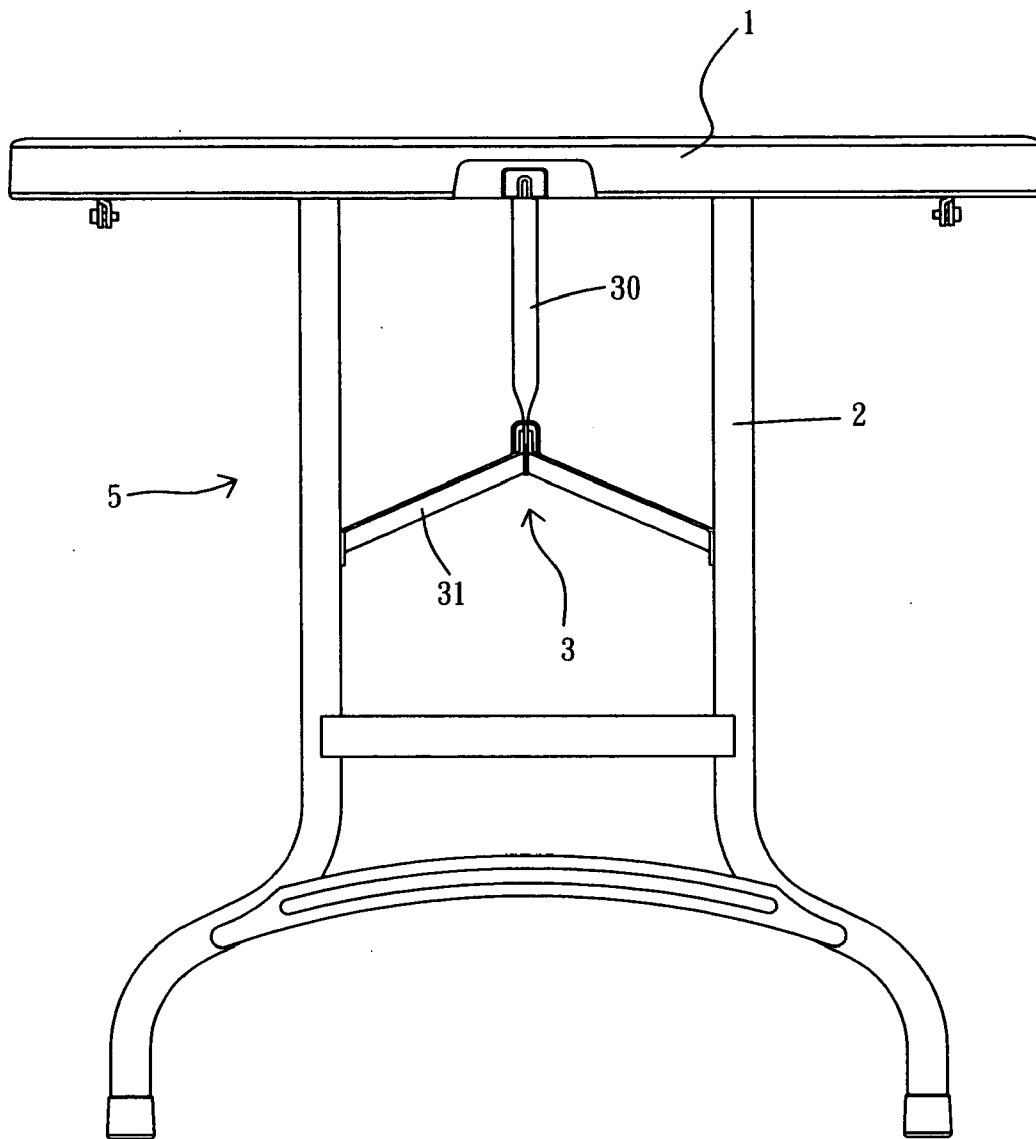


FIG. 4

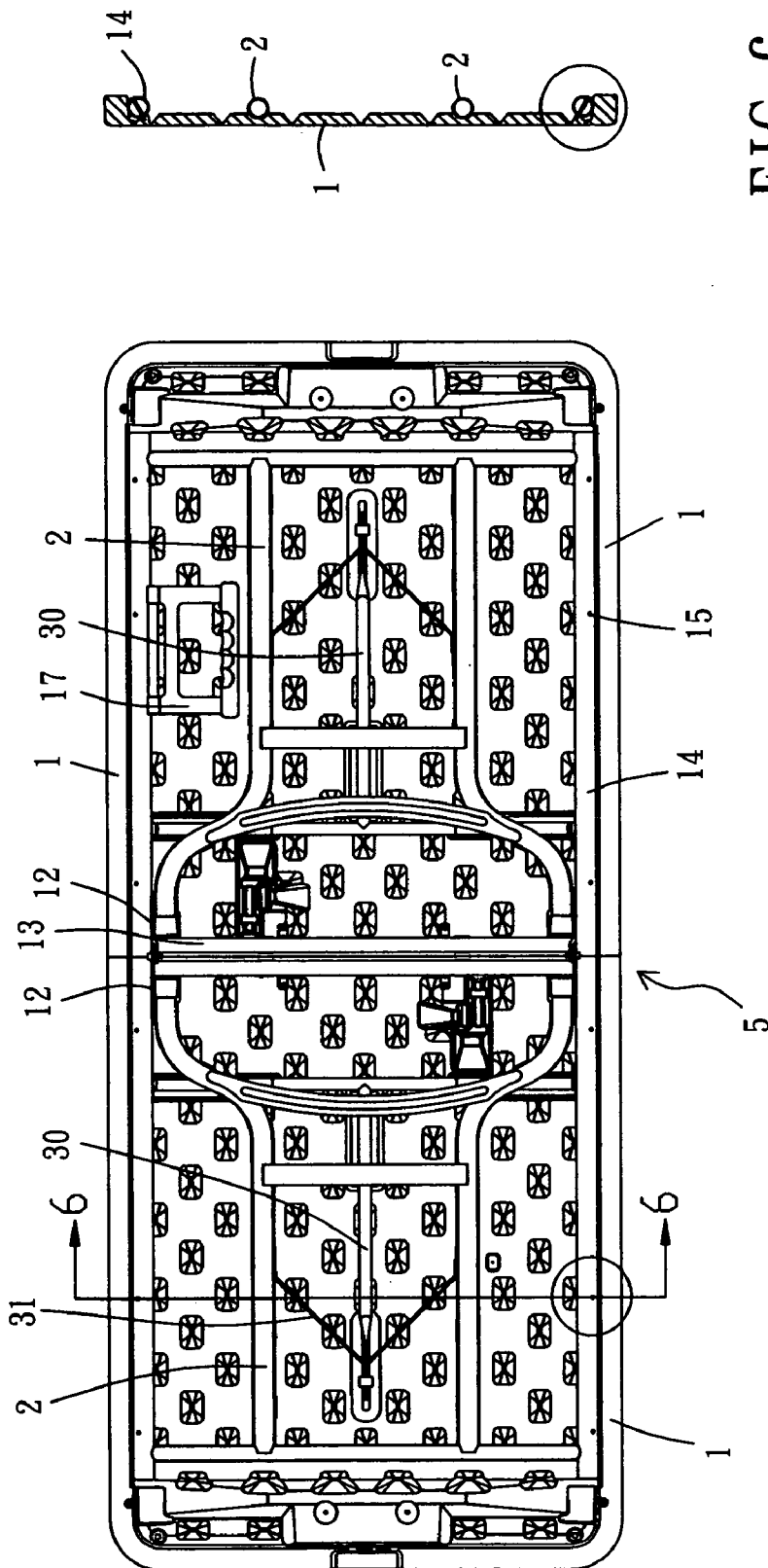


FIG. 6

FIG. 5

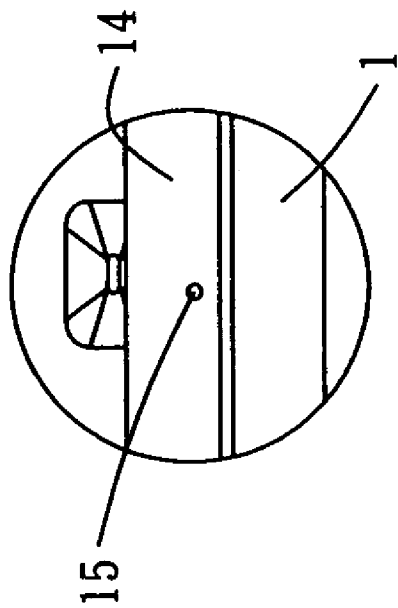


FIG. 7

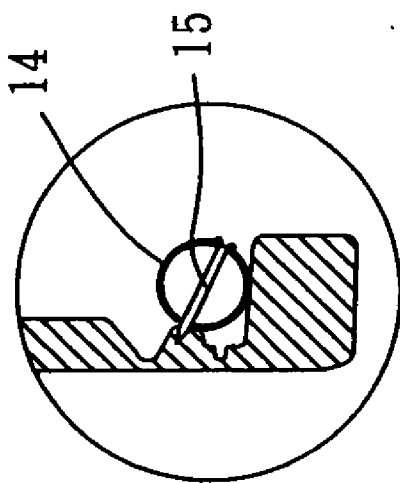


FIG. 8

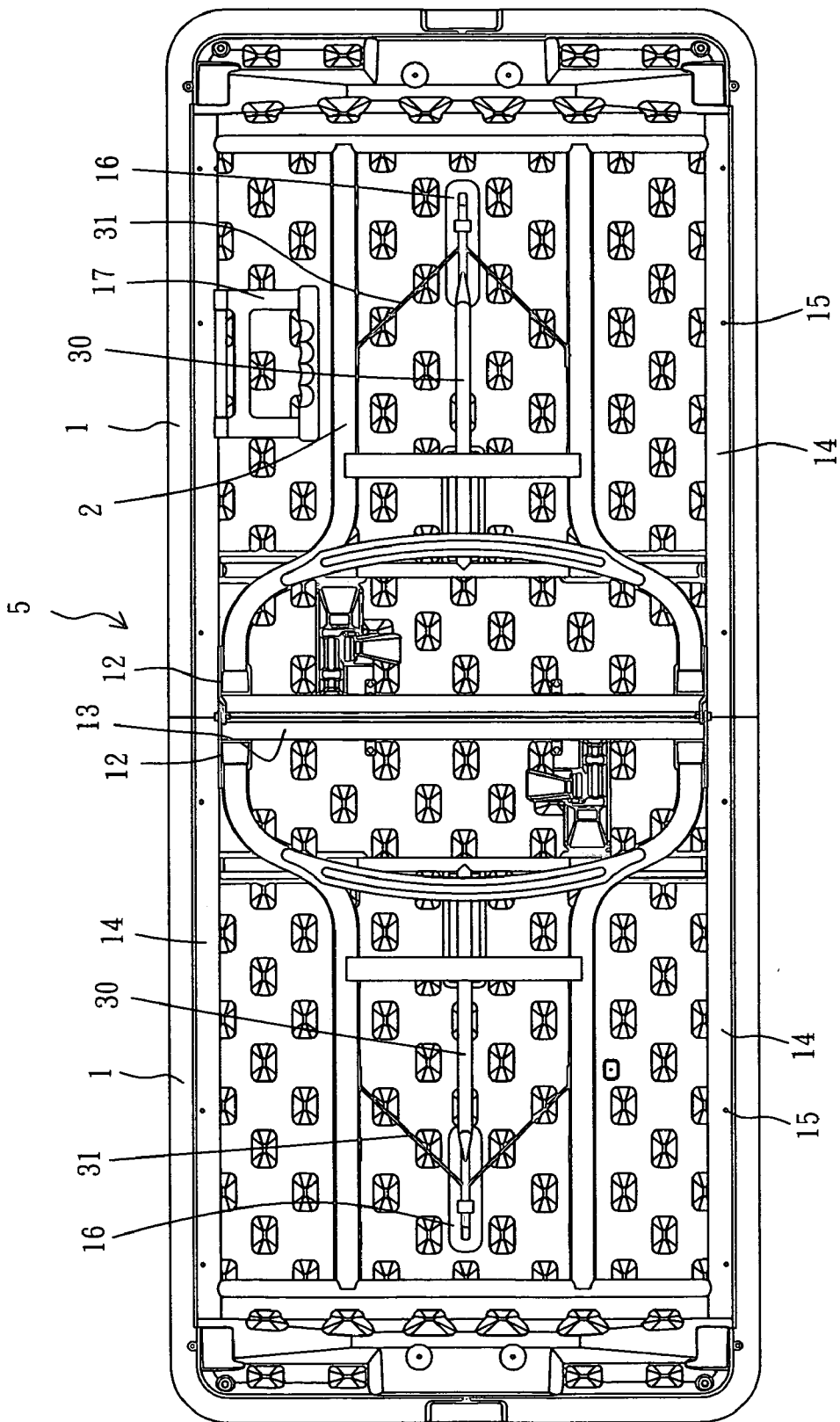


FIG. 9

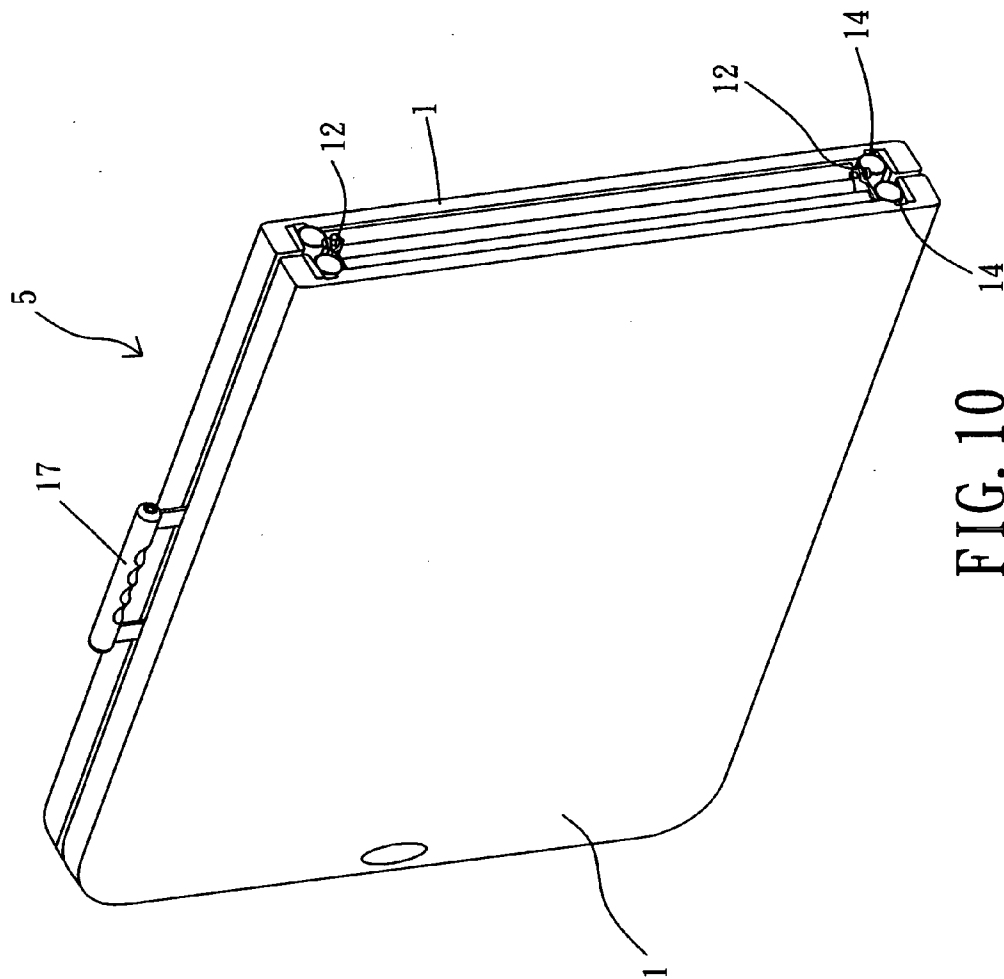


FIG. 10

FOLDABLE TABLE

BACKGROUND OF THE INVENTION

[0001] 1. Field of the Invention

[0002] The present invention relates to a foldable table, and more particularly to a foldable table that is folded when not in use, thereby saving space of storage, package and transportation.

[0003] 2. Description of the Related Art

[0004] A conventional table is available for providing a support effect, thereby facilitating the user using the table. However, the conventional table has a fixed structure and cannot be folded when not in use, thereby increasing space of storage, and thereby causing inconvenience in storage, package and transportation.

SUMMARY OF THE INVENTION

[0005] The primary objective of the present invention is to provide a foldable table that is supported rigidly and stably when being expanded and is folded when not in use, thereby enhancing the versatility of foldable table.

[0006] Another objective of the present invention is to provide a foldable table, wherein the handle is pivoted outward to protrude from the two table boards, thereby facilitating the user carrying the foldable table.

[0007] A further objective of the present invention is to provide a foldable table that is folded when not in use, thereby saving space of storage, package and transportation.

[0008] In accordance with the present invention, there is provided a foldable table, comprising two table boards pivotally connected with each other, and two support units each foldably mounted on a respective one of the two table boards, wherein:

[0009] each of the two table boards has a bottom formed with a receiving space; and

[0010] each of the support units is mounted in the receiving space of a respective one of the two table boards and includes a support stand having an end pivotally mounted on a first end of the respective table board, and a support member pivotally mounted on a second end of the respective table board and pivotally connected with the support stand.

[0011] Further benefits and advantages of the present invention will become apparent after a careful reading of the detailed description with appropriate reference to the accompanying drawings.

BRIEF DESCRIPTION OF THE DRAWINGS

[0012] FIG. 1 is a perspective view of a foldable table in accordance with the preferred embodiment of the present invention;

[0013] FIG. 2 is a bottom perspective view of the foldable table as shown in FIG. 1;

[0014] FIG. 3 is a front plan view of the foldable table as shown in FIG. 1;

[0015] FIG. 4 is a side plan view of the foldable table as shown in FIG. 1;

[0016] FIG. 5 is a bottom plan folded view of the foldable table as shown in FIG. 1;

[0017] FIG. 6 is a plan cross-sectional view of the foldable table taken along line 6-6 as shown in FIG. 5;

[0018] FIG. 7 is a partially enlarged view of the foldable table as shown in FIG. 6;

[0019] FIG. 8 is a partially enlarged view of the foldable table as shown in FIG. 5;

[0020] FIG. 9 is a partially enlarged view of the foldable table as shown in FIG. 5; and

[0021] FIG. 10 is a perspective folded view of the foldable table in accordance with the preferred embodiment of the present invention.

DETAILED DESCRIPTION OF THE INVENTION

[0022] Referring to the drawings and initially to FIGS. 1-8, a foldable table 5 in accordance with the preferred embodiment of the present invention comprises two table boards 1 pivotally connected with each other, and two support units 4 each foldably mounted on a respective one of the two table boards 1.

[0023] The two table boards 1 are pivotally connected with each other by two pivot members 12. Each of the two table boards 1 has a bottom formed with a receiving space 11. The foldable table further comprises two juxtaposed reinforcement members 13 each secured on an edge of a respective one of the two table boards 1. The receiving space 11 of each of the two table boards 1 has two sides each provided with a support tube 14 secured on each of the two table boards 1 by a plurality of screws 15 as shown in FIGS. 6-8.

[0024] Each of the support units 4 is mounted in the receiving space 11 of a respective one of the two table boards 1 and includes a support stand 2 having an end pivotally mounted on a first end of the respective table board 1, and a support member 3 pivotally mounted on a second end of the respective table board 1 and pivotally connected with the support stand 2.

[0025] The support member 3 of each of the support units 4 includes a substantially T-shaped support bar 30 having a first end pivotally mounted on the second end of the respective table board 1, and a substantially V-shaped extension bar 31 having a first end pivotally mounted on a second end of the support bar 30 and a second end pivotally mounted on a mediate portion of the support stand 2.

[0026] The receiving space 11 of each of the two table boards 1 is formed with a plurality of receiving recesses 16 for receiving the support stand 2 and the support member 3 of each of the support units 4 when being folded.

[0027] As shown in FIG. 5, the foldable table 5 further comprises a handle 17 pivotally mounted on either one of the two table boards 1.

[0028] In practice, as shown in FIGS. 1-4, the support stand 2 of each of the support units 4 is pulled outward relative to the respective table board 1 to drive the support

member 3 to extend outward, thereby fully stretching the support member 3, so that the two table boards 1 are supported by the support units 4 rigidly and stably, thereby fully expanding the foldable table 5 as shown in FIG. 1.

[0029] As shown in FIGS. 5-10, when the user wishes to fold the foldable table 5, the support stand 2 of each of the support units 4 is pressed toward the respective table board 1 to drive the support member 3 to move and pivot inward, thereby folding the support member 3 and the support stand 2 into the receiving recesses 16 of the respective table board 1, so that the two table boards 1 are pivoted relative to each other, thereby folding the foldable table 5 as shown in FIG. 10. At this time, the handle 17 is pivoted outward to protrude from the two table boards 1, thereby facilitating the user carrying the foldable table 5.

[0030] Although the invention has been explained in relation to its preferred embodiment(s) as mentioned above, it is to be understood that many other possible modifications and variations can be made without departing from the scope of the present invention. It is, therefore, contemplated that the appended claim or claims will cover such modifications and variations that fall within the true scope of the invention.

What is claimed is:

1. A foldable table, comprising two table boards pivotally connected with each other, and two support units each foldably mounted on a respective one of the two table boards, wherein:

each of the two table boards has a bottom formed with a receiving space; and

each of the support units is mounted in the receiving space of a respective one of the two table boards and includes a support stand having an end pivotally mounted on a first end of the respective table board, and a support

member pivotally mounted on a second end of the respective table board and pivotally connected with the support stand.

2. The foldable table in accordance with claim 1, wherein the two table boards are pivotally connected with each other by two pivot members.

3. The foldable table in accordance with claim 1, further comprising two juxtaposed reinforcement members each secured on an edge of a respective one of the two table boards.

4. The foldable table in accordance with claim 1, wherein the receiving space of each of the two table boards has two sides each provided with a support tube secured on each of the two table boards by a plurality of screws.

5. The foldable table in accordance with claim 1, wherein the support member of each of the support units includes a substantially T-shaped support bar having a first end pivotally mounted on the second end of the respective table board, and a substantially V-shaped extension bar having a first end pivotally mounted on a second end of the support bar and a second end pivotally mounted on a mediate portion of the support stand.

6. The foldable table in accordance with claim 5, wherein the receiving space of each of the two table boards is formed with a plurality of receiving recesses for receiving the support stand and the support member of each of the support units when being folded.

7. The foldable table in accordance with claim 1, further comprising a handle pivotally mounted on either one of the two table boards.

8. The foldable table in accordance with claim 7, wherein the handle is pivoted outward to protrude from the two table boards when the two table boards are folded.

* * * * *